

City of West Hollywood

	Calls for Service	Observations	Felony Arrests	Misdemeanor Arrests	Total Arrests	Response Emergency (Time & Incidents)	Response Priority (Time & Incidents)	Response Routine (Time & Incidents)
September 2023	1,699	1,358	38	90	128	3.4 / 73	9.9 / 403	29.2 / 1,188
September 2022	1,603	1,986	66	167	233	4.2 / 82	10.3 / 376	29.3 / 1,125
	Calls for Service	Observations	Felony Arrests	Misdemeanor Arrests	Total Arrests	Response Emergency (Avg. Time)	Response Priority (Avg. Time)	Response Routine (Avg. Time)
Monthly Average 2023	1,752	1,444	55	109	164	3.9	10.6	34.6
Monthly Average 2022	1,805	1,628	54	117	171	3.7	9.7	30.2
	Calls for Service	Observations	Felony Arrests	Misdemeanor Arrests	Total Arrests	Response Emergency (Incidents)	Response Priority (Incidents)	Response Routine (Incidents)
Year to Date 2023	15,771	12,996	493	979	1,472	783	3,719	11,021
Year to Date 2022	16,244	14,649	486	1,051	1,537	777	3,540	11,869
Patrol Compliance	102 %							

West Hollywood Station

Part 1 Crimes by Reporting District

September 2023

September 2023	West District					City Center				East District			
	0971	0972	0977	0978	0986	0975	0976	0987	0988	0973	0974	0989	CITY TOTAL
PART 1 CRIME													
HOMICIDE													0
RAPE			1										1
ASSAULT, AGGRAVATED		3				1				3	1		8
ROBBERY TOTAL	0	5	1	0	0	0	1	0		3	1	1	12
-ROBBERY, ARMED		2					1			2			5
-ROBBERY, STRONG ARMED		3	1							1	1	1	7
BURGLARY TOTAL	0	3	5	0	2	7	7	1	0	4	2	0	31
-BURGLARY, RESIDENCE						3	1			1			5
-BURGLARY, OTHER STRUCTURE		3	5		2	4	6	1		3	2		26
THEFT TOTAL	0	28	29	1	7	4	9	0	0	18	12	5	113
-GRAND THEFT		12	16	1	2		5			5			41
-VEHICLE BURGLARY		5	3		4	3	2			7	10		34
-LOCKER			1										1
-PETTY THEFT		11	9		1	1	2			6	2	5	37
GTA		3	1	1	1	1		1		5	2	2	17
ARSON													0
TOTAL	0	42	37	2	10	13	17	2	0	33	18	8	182

Total: 91

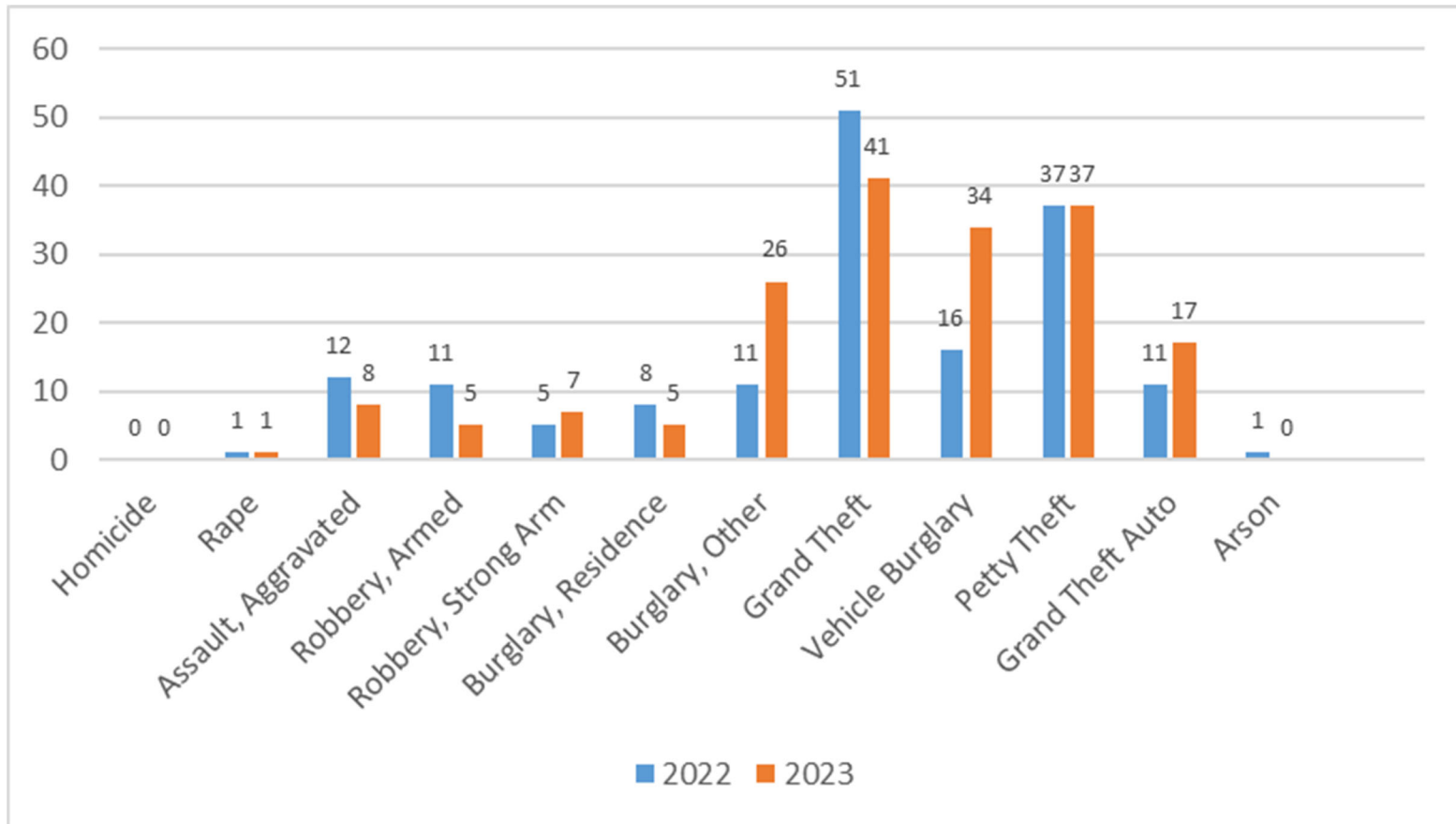
Total: 32

Total: 59

% OF ALL PART 1 CRIME
West District: 50%
City Center: 18%
East District: 32%



West Hollywood – Whole City Part I Crime September 2022 vs. September 2023

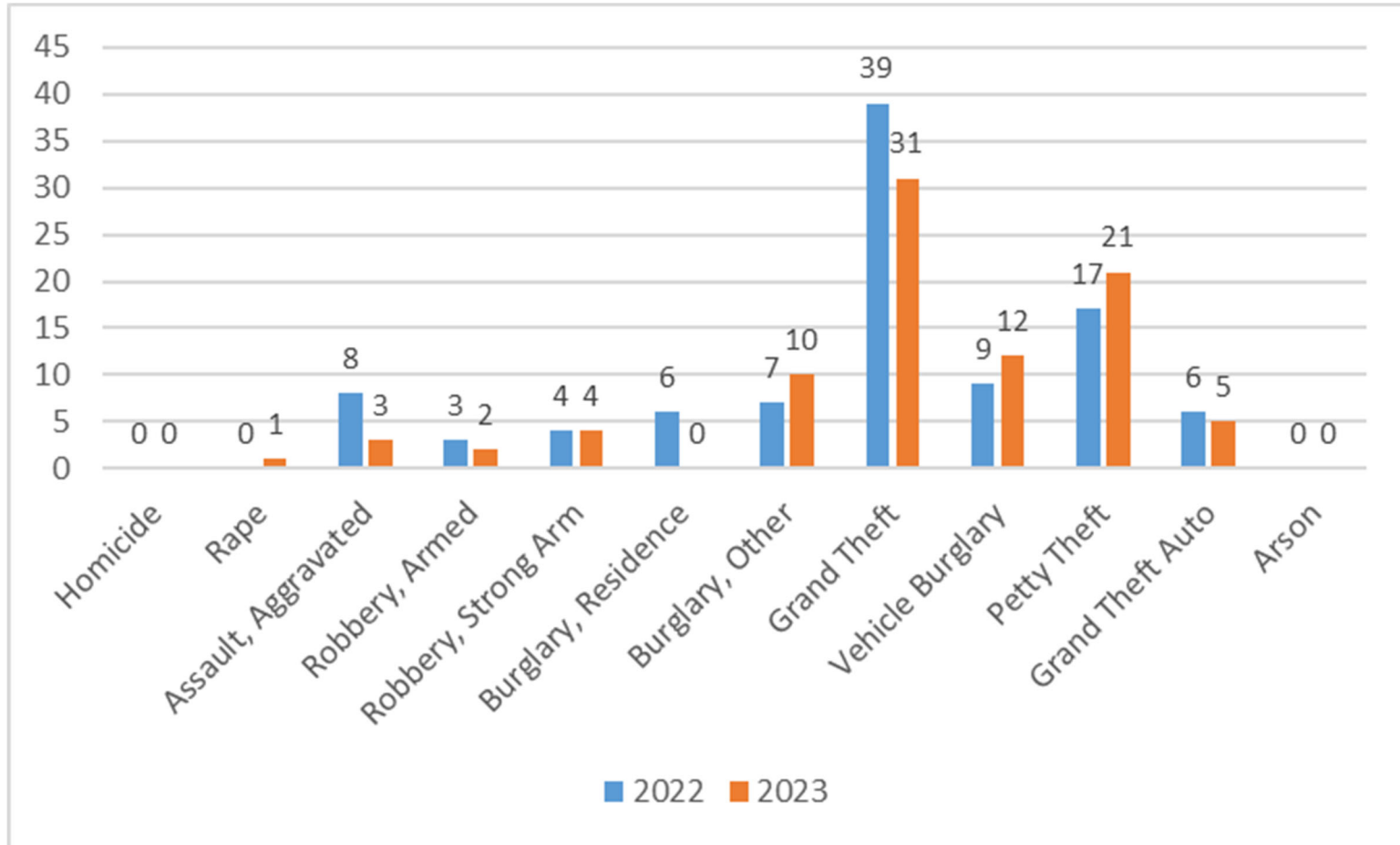


Prepared by WHD/CAU

Stats extracted on 10/05/2023, from LARCIS report 5c. Per UCR rules, Homicide, Rape and Aggravated Assault stats are counted by victim. All other stats are counted by incident.



West Hollywood – West District Part I Crime September 2022 vs. September 2023

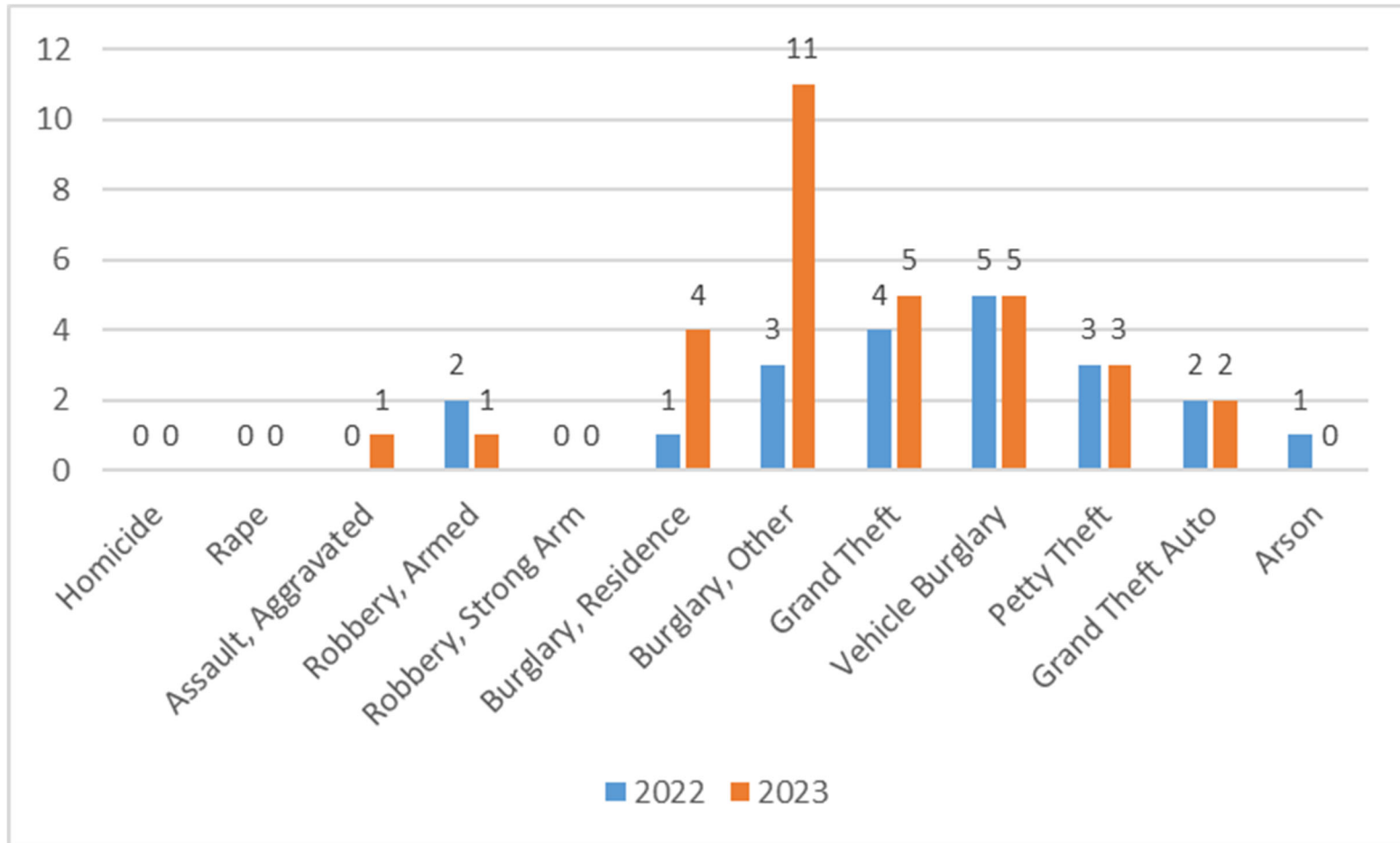


Prepared by WHD/CAU

Stats extracted on 10/05/2023, from LARCIS report 5c. Per UCR rules, Homicide, Rape and Aggravated Assault stats are counted by victim. All other stats are counted by incident.



West Hollywood – City Center Part I Crime September 2022 vs. September 2023

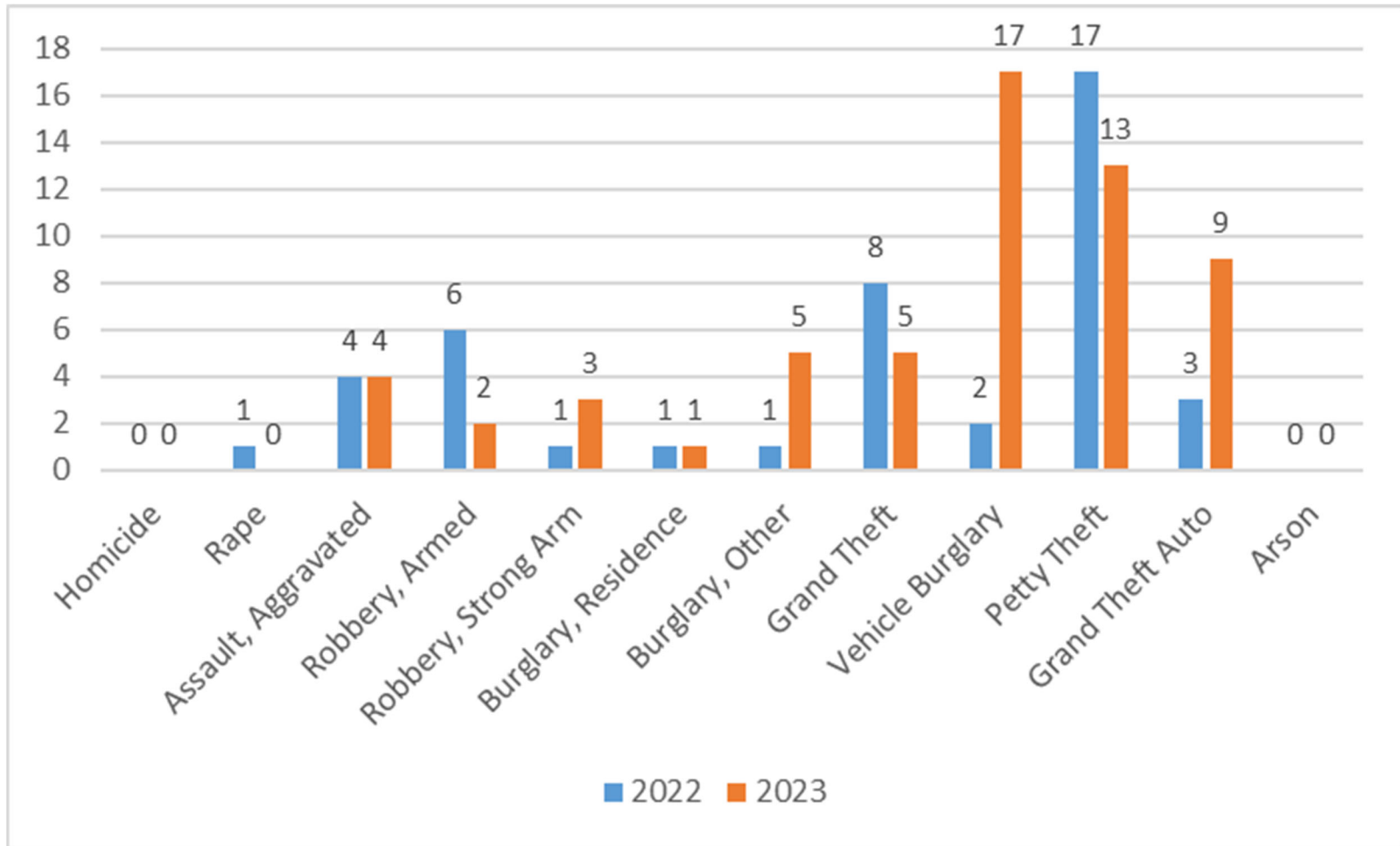


Prepared by WHD/CAU

Stats extracted on 10/05/2023, from LARCIS report 5c. Per UCR rules, Homicide, Rape and Aggravated Assault stats are counted by victim. All other stats are counted by incident.



West Hollywood – East District Part I Crime September 2022 vs. September 2023



Prepared by WHD/CAU

Stats extracted on 10/05/2023, from LARCIS report 5c. Per UCR rules, Homicide, Rape and Aggravated Assault stats are counted by victim. All other stats are counted by incident.

City of West Hollywood Part II Crimes by District - September 2023

PART II CRIME (September 2023)	WEST	CENTER	EAST	TOTAL
FORGERY	1	0	0	1
FRAUD	7	4	1	12
IDENTITY THEFT	0	0	0	0
SEX OFFENSES - FELONIES	1	0	1	2
SEX OFFENSES - MISDEMEANOR	2	0	5	7
ASSAULT, NON-AGGRAVATED	14	7	9	30
ASSAULT ON PEACE OFFICER	1	0	0	1
DOMESTIC ASSAULT, NON-AGGRAVATED	8	0	2	10
WEAPON LAWS	1	3	1	5
DEFRAUDING INN KEEPER	1	0	0	1
OFFENSES AGAINST FAMILY	0	0	0	0
FELONY SALE CONTROLLED SUBSTANCE	0	0	0	0
UNDER THE INFLUENCE OF NARCOTIC	0	3	2	5
FELONY POSSESSION CONTROLLED SUBSTANCE	2	1	0	3
MISDEMEANOR POSSESSION CONTROLLED SUBSTANCE	2	1	7	10
FOUND NARCOTICS	0	0	0	0
LIQUOR LAWS	0	0	0	0
DRUNK	2	1	0	3
DISORDERLY CONDUCT	2	0	0	2
VAGRANCY	0	0	0	0
GAMBLING	0	0	0	0
DRUNK DRIVING	5	1	0	6
VEHICLE LAWS - MISDEMEANOR HIT AND RUN	7	7	7	21
VEHICLE LAWS - FELONY HIT AND RUN	0	0	0	0
VEHICLE / BOATING LAWS MISDEMEANOR	1	2	8	11
VEHICLE / BOATING LAWS FELONY	0	0	2	2
VANDALISM - MISDEMEANOR	2	0	2	4
VANDALISM - FELONY	7	5	7	19
VANDALISM - GRAFFITI / TAGGING	0	0	1	1
RECEIVING STOLEN PROPERTY	0	0	0	0
FEDERAL OFFENSES	0	0	0	0
FELONIES - MISCELLANEOUS	4	0	2	6
MISDEMEANORS, MISCELLANEOUS: TRESPASSING	3	1	1	5
MISDEMEANORS, MISCELLANEOUS: ALL OTHERS	5	1	1	7
TOTAL	78	37	59	174
% OF ALL PART 2 CRIME				
West District: 45%				
City Center: 21%				
East District: 34%				

**West Hollywood Station
Pickpocket Thefts 2023
Rainbow District**

Month	Pickpocket Thefts	Pickpocket Arrests
JAN	18	1
FEB	43	0
MAR	15	0
APR	29	1
MAY	37	0
JUN	59	11
JUL	30	1
AUG	33	0
SEP	35	0
OCT	0	0
NOV	0	0
DEC	0	0
TOTAL	299	14

PEDESTRIAN/BICYCLISTS STATS FOR THE MONTH OF AUGUST 2023

VEHICLE VS PEDESTRIANS:

September 2, 2023 – Sunset Boulevard/Carol Drive – Time 1140 (Driver at Fault)

P/1 is at fault for failing to yield to a pedestrian within a marked crosswalk -21950(a) CVC.

September 3, 2023 – Santa Monica Boulevard/Robertson Boulevard – Time (Pedestrian at Fault)

Based on the factors determined during this investigation, it is concluded that P/1 caused this crash by crossing the street outside the sidewalk – 21954(a) CVC.

September 16, 2023 – Sweetzer Avenue/Santa Monica Boulevard – Time 120 (Driver at Fault)

P/1 is at fault for failure to yield to a pedestrian walking on a marked crosswalk – 21950(a) CVC.

TOTAL VEHICLE VS PEDESTRIANS: 3

VEHICLE VS BICYCLISTS:

September 3, 2023 – San Vicente Boulevard/Cynthia Street – Time 1315

(The face page was turned in)

September 13, 2023 – Melrose Avenue/Robertson Boulevard – Time 2323 (Driver at Fault)

P/1 caused this collision by failing to stop at the marked limit line, while facing a steady red circular signal light – 21453(a) CVC.

September 17, 2023 – Beverly Boulevard/La Peer Drive – Time 2222 (Bicyclists at Fault)

P/2 caused the crash by making an unsafe turn – 22107 CVC.

September 20, 2023 – Santa Monica Boulevard/Orlando Avenue – Time 0850

(The face page was turned in)

TOTAL VEHICLE VS BICYCLISTS: 4

DUI STATS FOR THE MONTH OF SEPTEMBER 2023

DUI ARREST LOCATIONS:

September 1, 2023 – Melrose Avenue/Robertson Boulevard

September 2, 2023 – 625 San Vicente Boulevard

September 5, 2023 – Sunset Boulevard/Rexford Drive

September 15, 2023 – 8514 3rd Street

September 16, 2023 – Hancock Avenue/Santa Monica Boulevard

September 20, 2023 – 8330 Santa Monica Boulevard

September 23, 2023 – 9021 Sunset Boulevard

TOTAL DUI ARRESTS: 7

DATE AND LOCATIONS OF TRAFFIC COLLISIONS:

September 16, 2023 – Hancock Avenue/Santa Monica Boulevard

September 20, 2023 – Santa Monica Boulevard/Kings Road

September 23, 2023 – 8330 Santa Monica Boulevard

DATE AND LOCATION OF TRAFFIC COLLISIONS: 3

Scooter/E-Bike Stats:

SEPTEMBER 2023:

Accidents:

TOTAL: 0

CITATIONS:

TOTAL: 0