

SUBJECT: SEMI-ANNUAL COMMUNITY SAFETY UPDATE

PREPARED BY: COMMUNITY SAFETY DEPARTMENT
(Danny Rivas, Director)

HUMAN SERVICES & RENT STABILIZATION DEPARTMENT
(Christof Schroeder, Director)
(Corri Planck, Strategic Initiatives Manager)
(Leslie Isenberg, Acting Social Services Manager)

STATEMENT ON THE SUBJECT:

The City Council will receive an update on community safety activities, including crime data from October 2022 to April 2023; progress of the Block by Block Security Ambassador Program; collaboration between social services outreach and law enforcement; progress on training for the West Hollywood Sheriff's Station and Block by Block Security Ambassadors; and confirm citywide community safety contract staffing levels.

RECOMMENDATIONS:

- 1) Receive an update and provide feedback on community safety activities.
- 2) Confirm citywide community safety contract staffing levels to consider as part of the Fiscal Year 2023-24 budget.

BACKGROUND / ANALYSIS:

This item serves as the semi-annual community safety update generally provided to the City Council twice a year, with data included by the Los Angeles County Sheriff's Department (LASD) West Hollywood Station, Los Angeles County Fire Department, Block by Block Security Ambassador Program, City's Neighborhood and Business

Safety Division, and the City's social services outreach and law enforcement programs. To learn more about public safety agencies, programs, and initiatives in the City of West Hollywood, please visit the City's Community Safety Department webpage online at <https://www.weho.org/city-government/city-departments/community-safety>.

LASD Contract Sworn Personnel

The City of West Hollywood has contracted with the LASD to provide traditional and non-traditional public safety law enforcement services since the City incorporated in 1984. Through an annual Service Level Authorization form, known as the 575, the LASD provides sworn and non-sworn law enforcement personnel, delivered based on minutes of services, out of the West Hollywood Station. In addition to contracted personnel, the LASD West Hollywood Station houses additional sworn and non-sworn personnel who serve nearby unincorporated areas. Costs for staffing associated with major special events, such as West Hollywood Pride, are charged separately from the contract.

Over the years, the City has adjusted the level of sworn personnel in its LASD contract. Attachment A to the staff report provides the history of contracted LASD West Hollywood Station sworn personnel for 17 years. Please note that LASD sworn personnel numbers reflected in "Attachment A" are rounded to the nearest whole number based on the number of contract minutes delivered per position (e.g. 59.70 is 60, 60.70 is 61, etc.).

Calls for Service & Crime Statistics: October 2022 – April 2023

From October 2022 through April 2023, there were 11,881 calls for service. This represents a 2% decrease when compared to October 2021 through April 2022 (12,133). Part 1 Crime also decreased 9% from October 2022 through April 2023 versus the same time in 2021 through 2022. There were significant decreases in Vehicle Burglary (-26%) and Armed Robbery (-40%). Total Theft (Grand Theft, Petty Theft, and Vehicle Burglary) accounted for 65% of all Part 1 Crime and those crimes continue to drive the Part 1 Crime numbers in West Hollywood. Within the Total Theft category, there were 120 Grand Theft pickpockets and 86 Grand Theft catalytic converters.

Since June 2022 (352), Part 1 Crime has continued to trend downwards with the least occurring in August (163), followed by September (165), October (186), November (188), and December (168). This trend also sustained in 2023 with January reporting 184 incidents, February 205, March 171, and April 218. The West Hollywood Sheriff's Station attributes the success of decreasing Part 1 Crime since June of 2022 due to the proactive policing work of Deputies on Patrol, Detectives, and Special Teams (Community Oriented Policing and Problem Solving Team and Entertainment Policing Team) as well as enhanced foot patrols and plain clothes operations with the Narcotic and Major Crimes Bureaus that began in July 2022. A detailed overview of crime statistics from October 2022 through April 2023 is reflected in "Attachment B – Appendix 1A – 1G".

LASD Special Teams (Community Oriented Policing and Problem Solving Team and Entertainment Policing Team)

The COPPS and EPT Deputies conduct regular operations as well as community outreach type engagements. This includes performing foot beats in the Rainbow District and building relationships with businesses, residents, and visitors. In addition to regular patrol functions, the special teams participate in community events. Some of the highlights of events attended in the past seven months include: Cedar Sinai Medical Center – Nurse appreciation, West Hollywood Elementary Door judging, Catalytic Converter Etching, Active Shooter Forum for local businesses, and Dialog with a Deputy with special guest Sheriff Robert G. Luna. The teams also attend functions and regular meetings with local businesses, schools, and the City of West Hollywood.

LASD Foot and Bicycle Patrols

The City provides supplemental funding to cover the costs associated with foot and bicycle patrols and/or to provide public safety support during planned and unplanned events or first amendment activities. From October 2022 through April 2023, the West Hollywood Sheriff's Station provided support to 12 planned/unplanned events and three first amendment activities. In addition, Deputies completed 4,800 hours of foot patrols within the same timeframe and will begin performing bicycle patrols in June of this year. The focus of foot and bicycle patrols is to enhance community engagement and to

provide a high-visibility uniformed presence to proactively prevent crime.

Block by Block Security Ambassador Program

Since October 1, 2022, the Block by Block (BBB) Security Ambassador Program has been fully staffed which includes performing residential patrols, commercial patrols, and staffing seven kiosks and fixed-posts at City facilities such as City Hall, West Hollywood Park, and Plummer Park. BBB continues to train new staff on expectations and hold staff accountable when policies are not being followed and every Security Ambassador on patrol is trained and able to administer Narcan. Statistical data for BBB from October 2022 through April 2023 is represented in “Attachment C”.

City staff continues to support outreach efforts to inform the community about the BBB Security Ambassador Program. This includes communicating the expansion of the program in West Hollywood to community members, tourists/visitors, and business owners; developing messaging such as who BBB is and what services they provide; distributing messaging via news and social media; creating digital and printed graphics and materials for mailing to further awareness; and building awareness around the connection between the local Sheriff’s Station and the BBB Security Ambassador Program.

City staff meets with BBB on a bi-weekly basis and together with the West Hollywood Sheriff’s Station monthly to discuss trends and areas of focus. BBB reports have also been revised to capture the full scope of services and work Security Ambassadors perform daily. This includes accounting for response times for calls for service when made to the West Hollywood Sheriff’s Station and other agencies.

From October 2022 through April 2023, BBB personnel experienced an increase in calls for service (1,038) when compared to October 2021 through April 2022 (994), October 2020 through April 2021 (790), and October 2019 through April 2020 (443). Hospitality assistance increased, unhoused community member contacts and safety escorts increased, while business/manager contacts decreased when compared to October 2021 through April 2022.

The residential patrol report from October 2022 and April 2023 reflects the Eastside of

the City as the highest area for calls for service, while the Westside of the City experienced the highest number of unhoused community member contacts completed when compared to other City areas. During this reporting period, 64 calls for service were made to the West Hollywood Sheriff's Station for assistance citywide.

Training

LASD

West Hollywood Sheriff's Station Deputies have attended sexual assault training facilitated by the UCLA Santa Monica Rape Treatment Center several times within the last seven months. The most recent training session was in January 2023. In addition, 30 new Deputies assigned to the West Hollywood Station since October of last year attended a mandated three-week training program prior to transferring to the West Hollywood Station. The curriculum included training on cultural diversity, mental health crisis, elder abuse, domestic violence, hate crimes, homeless outreach, first Aid/CPR, and Narcan administration procedures. All new Deputy and non-sworn civilian transfers to the West Hollywood Station are also required to complete LBGTQ+ Community Awareness training provided by LASD instructors certified through the Commission on Peace Officers Standards and Training. LBGTQ+ Community Awareness training for new personnel at the West Hollywood Station is scheduled for this month.

Proactive weeklong Crisis Intervention training of West Hollywood Station Deputies has also been implemented. This training provides Deputies with valuable tools when dealing with persons experiencing a mental health crisis. The Mental Evaluation Team assigned to West Hollywood Station also attends briefings regularly and answers questions and/or provides Deputies with techniques when dealing with mentally ill persons.

Active Shooter

The City of West Hollywood, in partnership with the West Hollywood Sheriff's Station, Los Angeles County Fire Department, and an Emergency Services Consultant, conducted Active Shooter Preparedness Workshops for businesses and the community in March 2023. BBB, LASD, Fire, and City Code Enforcement personnel

attended this event.

Block by Block (BBB)

BBB personnel have attended sexual assault training facilitated by the UCLA Santa Monica Rape Treatment Center during this reporting period and also participated in training on the services provided by a new City social services contractor, Healthcare in Action. In addition, training for new BBB Security Ambassadors has continued to include, but is not limited to, the following topics: Active Shooter; Cultural Diversity and Sensitivity; De-escalation Techniques; Public Engagement; Missing Children; Protests and Demonstrations; Instructions for Administration of Narcan Nasal Spray; Mental Health First Aid; Business Contacts; Cold Weather Preparedness; Crossing the Street Safely; Eye and Face Protection; Giving Great Descriptions; Giving Directions; Radio Communications; Recruitment and Employee Referrals; Report Writing; Traumatic Situations; Uniform Appearance; and Emergency/Disaster Preparedness.

The above-mentioned trainings are provided as part of the onboarding process for new hires but continue on a bi-weekly basis every year, meaning once an employee completes, they must repeat the same training again once a year. The above-mentioned training also does not include any additional training as required by the City or those State-mandated trainings such as sexual harassment.

City staff will continue to work with the West Hollywood Sheriff's Station and BBB personnel to locate providers that can train in subjects unique to the West Hollywood community, such as LGBTQ, sexual assault, mental health, and active shooter trainings.

LASD Community Academy

The West Hollywood Sheriff's Station is currently working on facilitating another Community Academy in October 2023 following the one they offered last year in November. This community training is intended to provide members of the public insight into the Department's policies/processes and Station operations to address and prevent crime. More information will be provided to the community by the West Hollywood Station in the coming months.

Community Emergency Response Team (CERT)

The Los Angeles County Fire Department facilitated CERT Training in April 2023 at the City's West Hollywood Park Aquatic and Recreation Center. 23 community members completed the training which was a three-week commitment for eight hours each Saturday. The City plans to continue to work with the Los Angeles County Fire Department in providing this training in the community at least once per year and is looking to offer the training again in spring of next year.

Collaboration between Social Services Outreach and Law Enforcement

Partnering Mental Health Clinicians with Deputies / MET, VMET, and the Tarzana Treatment Center

Over the last few years, the City has funded an LASD Mental Evaluation Team (MET) and civilian social services outreach workers to assist persons experiencing homelessness to meet emerging community needs. MET includes a specialized Deputy and a Los Angeles County Department of Mental Health (DMH) Clinician and is part of the County of Los Angeles' future plans to reduce the jail population. The vast majority of individuals encountered by MET are diverted away from the criminal justice system. Whenever an arrestee is taken to a LASD Station jail, and it is discovered the person suffers from mental illness, the MET Triage Desk must be notified. MET will then send a team (if available) to evaluate the individual for suitability of discontinuing the booking and instead allowing MET to transport the individual to a mental health and/or substance use treatment facility.

The City of West Hollywood continues to be the only LASD contract city in the County of Los Angeles that funds a dedicated MET unit. This specialized mental health team has continued to forge effective partnerships with several of the City's contracted social services providers and the homeless services navigators at Cedars Sinai to strengthen the safety net for those West Hollywood community members who are experiencing mental health challenges, homelessness, or who are at risk for homelessness. The specially trained Deputy and the DMH licensed mental health clinician are trained to evaluate, and if necessary, authorized to initiate acute psychiatric holds, in accordance with the Welfare and Institutions Code (WIC), section 5150 or 5585. The MET unit

provides housed and unhoused community members with mental health support, crisis intervention, and appropriate psychiatric placement, substance use treatment, and mental health linkages through the new initiative Outpatient Outreach Treatment (OTT) program when needed. In the last three years, the City of West Hollywood has benefitted from this locally serving MET unit, which allowed for rapid response to community members in crisis. For example, compared to the regional-serving County-operated MET units' average response time of 20 minutes, the West Hollywood MET unit averaged a response time of eight minutes. Additionally, when the MET unit arrived on scene and patrol Deputies had rendered the situation safe, the MET unit relieved an average of three Deputies and one Sergeant who could then return to the field and be available to respond to other incidents in West Hollywood. This local availability and rapid response led to measurable, positive impacts for the community.

The contracted West Hollywood MET unit responded to 135 calls during October 2022 through March 2023 and evaluated 74 people experiencing a mental health crisis. Of these 74 individuals, 19 adults were involuntarily hospitalized by MET to receive mental health treatment. The MET unit prevented the use of force in six interactions and reduced the use of force in six interactions between West Hollywood Sheriff's Station Deputies and community members. In addition, MET's interventions prevented civilian and Deputy injuries in which each incident could have led to trauma, civil claims, lawsuits, disability leave, and/or loss of administrative time. 12 West Hollywood constituents living with severe and persistent mental health illness were referred to a specialized County-funded intensive case management programs (2 RAMP and 10 OTT) to meet their underlying mental health needs and reduce reoccurrence of chronic calls for use of 911-level services.

The West Hollywood Sheriff's Station continues to access the services of "VMET". VMET is a program of the Veterans Administration at the Federal Enclave and serves veterans who may be experiencing mental health issues. West Hollywood veterans are eligible to receive assistance from VMET and to be connected with the specialized services they need and deserve. VMET coordinates with our Station's personnel, especially our MET unit, to assist our veteran residents in need and hopefully help them find long term housing and care. The City's Social Services Division works in

partnership with MET and VMET as needed.

The LASD also has an MOU with Tarzana Treatment Center to provide opportunities for those charged with issues related to substance use and allows those individuals the ability to access substance use treatment/recovery programs. In addition to providing a much needed service, this program creates a pathway for diversion from the criminal justice system. LASD COPPS and EPT Deputies also conduct CARE Outreach Homeless Operations (Contact, Assist, Resources, Enforcement) in an effort to connect persons experiencing homelessness in our community to resources and help.

Collaboration between Social Services and Law Enforcement

The City of West Hollywood, through its Social Services Division, completed its 2022-25 Social Services Request for Funding Process (RFP) in 2022 and the 2022-2023 contract year began on October 1, 2022. The following contracted organizations provide support and resources for the City's unhoused community members:

Healthcare in Action – As of October 1, 2022, the City contracted with Healthcare in Action (HIA), a “street medicine” team offering medical care, mental health services, substance use treatment, and housing navigation for unhoused community members within the city limits. The program is available seven days a week from 7 A.M. – 7 P.M., and it can be utilized by security ambassadors, law enforcement, public safety personnel, contracted and collaborative service providers, City staff, and other community partners. The service should be used whenever staff or a community partner encounters an unhoused person who needs assistance. The service is not for life-threatening emergencies and 9-1-1 should still be used for immediate responses. Staff and contracted partners can call and leave a message with HIA and they will receive a call back within 15 minutes. HIA will arrive on the scene within one hour or less to meet with the person. From October 1, 2022, to March 31, 2023, HIA responded to 150 service requests from City staff and community partners, enrolled 50 new and unduplicated community members into ongoing care, and placed six unhoused people into transitional or permanent housing.

Step Up on Second - The City funds a dedicated West Hollywood Mobile Interdisciplinary Team (MIT) to provide specialized street-based services to chronically

homeless community members, as well as those with substance use disorder, and mental health conditions. The WeHo MIT includes a Licensed Clinical Social Worker (LCSW), a Licensed Vocational Nurse (LVN), a substance use counselor, a housing navigator, peer advocates, service coordinators, and a psychiatrist. From October 1, 2022, through March 31, 2023, Step Up assisted nine West Hollywood community members in securing permanent housing and provided housing retention services for 35 persons.

Ascencia — City funding provides a dedicated street outreach team and access to up to ten shelter beds. Between October 1, 2022, and December 31, 2022 (the most recent time period for which data is available), Ascencia provided emergency shelter for 17 West Hollywood community members and secured permanent housing for four people.

The Los Angeles LGBT Center's Youth Services – The City's funding supports Outreach, Intake and Assessment, and Shelter (both emergency and transitional). Between October 1, 2022, and December 31, 2022 (the most recent time period for which data is available), the Center provided emergency shelter or transitional housing for 10 young adults experiencing homeless and placed two young adults into stable housing.

Tarzana Treatment Centers (TTC) – TTC has a MOU and works with the LASD to provide opportunities for individuals charged with issues related to substance use to access treatment/recovery programs at TTC. Tarzana Treatment Center Outreach staff regularly conducts outreach with Homeless Services organizations and independently. Outreach staff distributes City provided supplies to community members while engaging to talk about substance use and treatment. Agency staff also continues to work with other Social Service providers. Between October 1, 2022, and March 31, 2023, 19 community members have been enrolled in substance use treatment services.

The TransLatin@ Coalition – Provides outreach, peer support, case management, and job training for transgender and nonbinary community members, with a special focus on unhoused community members and persons engaging in survival sex-work. Between October 1, 2022, and March 31, 2023, TransLatin@ provided 98 street outreach contacts and provided linkage to shelter and housing for 17 unhoused

transgender and nonbinary community members.

Los Angeles County Fire Department

The City of West Hollywood is primarily served by Los Angeles County Fire Stations 7 and 8. From October 2022 through April 2023, fire personnel responded to 4,237 total calls. Of these, 3,052 were for emergency medical calls (72% of all calls). In addition, there were 80 total fires, seven of which were vehicle fires, and 12 were building fires. The remaining 61 fires were a combination of outside rubbish fires, tree fires, dumpster fires, dryer fires, or cooking fires, all of which caused no financial damage or injuries. The total fire loss during this period was \$219,500 in property damage and \$59,900 in contents damage.

Neighborhood and Business Safety

The City's Neighborhood and Business Safety Division (NBS) works with residents and businesses, Public Safety personnel, the West Hollywood Sheriff's Station and other partnering agencies in order to protect the public health and safety in the community. By means of information, education, and the Administrative Remedies program, NBS staff enforces the City's Municipal Code. NBS also oversees the City's Animal Care and Control services contract and administers the regulatory Business License Program and other permitting processes.

NBS and West Hollywood Sheriff's Station personnel continue to work in partnership to promote neighborhood livability and address the various quality of life issues that regularly impact the West Hollywood community, including but limited to, impacts from noise, commercial operations, vacant properties, vacation rentals, construction, anti-scavenging, dogs off leash, and illegal vending. Impacts from commercial establishments are addressed proactively by Code Enforcement and Sheriff's personnel who actively patrol every night and work in collaboration with the California Department of Alcoholic Beverage Control to educate businesses and prevent alcohol related issues from occurring.

Community and Summer Safety

The community and summer public safety plan will continue to expand on patrols and

personnel within the Rainbow District by the West Hollywood Sheriff's Station and City's Block by Block Security Ambassador Program. The West Hollywood Sheriff's Station and Block by Block Security Ambassador Program will also be enhancing staffing and patrols to proactively prevent crime during Pride festivities and during the summer months. In addition, regular foot beats through our Supplemental Law Enforcement Program are occurring throughout the City on different days and times, with a focus on community engagement and high-visibility proactive crime prevention.

Business safety meetings with the West Hollywood business community occurred in December 2022 and a meeting will be scheduled this month in advance of Pride. As mentioned earlier in this report, Active Shooter Trainings for nightlife establishments were provided in March of this year and additional training sessions will continue to be offered and coordinated annually by the City's Community Safety Department, in coordination with our West Hollywood Sheriff's Station and Los Angeles County Fire Department partners. The City's Special Law Enforcement Teams, which include the Community Oriented Policing and Problem Solving Team during the day and the Entertainment Policing Team at night, will also be scheduling meetings and walk-throughs of businesses after Pride in July, with a focus on active shooter exercises.

The City and its public safety partners reminds everyone if you see something say something, and immediately contact the West Hollywood Sheriff's Station at (310) 855-8850 or, in an emergency, call 911. The West Hollywood Sheriff's Station operates and responds to calls seven days a week 24 hours a day. To stay informed of local public safety and emergency services related information via text, please consider registering with Nixle at the following link: <https://local.nixle.com/zipcode/90069/>

CONFORMANCE WITH VISION 2020 AND THE GOALS OF THE WEST HOLLYWOOD GENERAL PLAN:

This item is consistent with the Primary Strategic Goal(s) (PSG) and/or Ongoing Strategic Program(s) (OSP) of:

- PSG-1: Maintain the City's Unique Urban Balance with Emphasis on Residential Neighborhood Livability.
- OSP-7: Collaborative Public Safety.

In addition, this item is compliant with the following goal(s) of the West Hollywood General Plan:

- SN-7: Utilize law enforcement, fire protection and emergency medical services in a proactive and preventative way.
- SN-8: Provide public safety services in a manner that reflects and is sensitive to the characteristics and needs of the West Hollywood community.

EVALUATION PROCESSES:

Staff will continue to work with the community and the Public Safety Commission to evaluate and make policy recommendations to City Council regarding public safety resources.

ENVIRONMENTAL SUSTAINABILITY AND HEALTH:

Staff will work with relevant community safety vendors and contracted agencies to ensure that resources procured are environmentally friendly whenever possible.

COMMUNITY ENGAGEMENT:

The Public Safety Commission meets monthly and provides the community an opportunity to provide input on public safety related services.

OFFICE OF PRIMARY RESPONSIBILITY:

COMMUNITY SAFETY DEPARTMENT / COMMUNITY SAFETY - ADMINISTRATION

FISCAL IMPACT:

There is no fiscal impact at this time.

ATTACHMENTS:

Attachment A – LASD Contract Sworn Personnel History

Attachment B - Appendix

Appendix 1A – Sheriff’s Station Overview

Appendix 1B – Community Impact Team (CIT)

Appendix 1C – Detective Bureau

Appendix 1D – Traffic Division

Appendix 1E – Narcotics Bureau

Appendix 1F – Volunteers

Appendix 2 – Los Angeles County Fire Department

Appendix 3 – Neighborhood and Business Safety Division

Attachment C – BBB Security Ambassador Report – October 2022 – April 2023

Contracted LASD Sworn Personnel	FY07	FY08	FY09	FY10	FY11	FY12	FY13	FY14	FY15	FY16	FY17	FY18	FY19	FY20	FY21	FY22	FY23A	FY23B
Patrol Deputies	51	51	48	49	49	49	49	50	49	49	51	51	49	50	49	49	50	48
Community Impact Team Deputies	12	12	14	14	14	14	14	9	9	9	9	9	10	10	9	9	9	9
Sergeants & Lieutenants	4	4	4	4	4	4	4	3	3	3	3	3	3	3	2	2	2	2
<i>* Total Sworn Personnel</i>	<i>67</i>	<i>67</i>	<i>66</i>	<i>67</i>	<i>67</i>	<i>67</i>	<i>67</i>	<i>62</i>	<i>61</i>	<i>61</i>	<i>63</i>	<i>63</i>	<i>62</i>	<i>63</i>	<i>60</i>	<i>60</i>	<i>61</i>	<i>59</i>

Note 1 Note 2 Note 3 Note 4 Note 5 Note 6 Note 7 Note 8

*LASD sworn personnel numbers are rounded to the nearest whole number based on the number of contract minutes billed per position (e.g. 59.70 is 60, 60.70 is 61, etc.).

- Note 1:** The reduction in budgeted Community Impact Team Deputies & Sergeants & Lieutenants in FY14 reflects a budget revision for positions that were unable to be filled in prior years. There was no change in actual working Deputies.
- Note 2:** The reduction in budgeted personnel in FY15 reflects a budget revision for positions that were unable to be filled in prior years. There was no change in actual working staff.
- Note 3:** Addition of 2 Deputies (Net change: +2 positions).
- Note 4:** Elimination of 1 unfilled Deputy position in FY19.
- Note 5:** Addition of MET Deputy in FY20.
- Note 6:** Net reduction of 3 positions: 2 retirements and elimination of 1 Photo Enforcement Program and related Deputy in FY21 (Net change: -3 positions).
- Note 7:** FY 22-23A reflects an increase of one Entertainment Policing Team deputy on July 1, 2022 (Net change for FY: +1 positions).
- Note 8:** FY 22-23B reflects a decrease of two patrol deputies on July 1, 2023 (Net change for FY: -1 positions).

APPENDIX 1A - Sheriff's Station Overview

West Hollywood Sheriff's Station

Part 1 Crime decreased 9% from October 2022 through April 2023 versus the same time in 2021 - 2022. There were significant decreases in Vehicle Burglary (-26%) and Armed Robbery (-40%). Total Theft (Grand Theft, Petty Theft, and Vehicle Burglary) accounted for 65% of all Part 1 Crime and those crimes continue to drive the Part 1 Crime numbers in West Hollywood. Within the Total Theft category, there were 120 Grand Theft pickpockets and 86 Grand Theft catalytic converters.

In the West District, there was an 18% decrease in Part 1 Crime. Despite this decrease, Grand Theft pickpockets (113) by organized South American Theft Groups (SATG's) continue to be a problem in the West District as they target intoxicated patrons inside nightclubs and on sidewalks near their entrances. Their activity has slowed somewhat due to the arrests of 13 suspected members of the group from October to April 2023. The West District, with 684 Part 1 Crimes, accounted for 52% of all Part 1 Crime in the City.

The City Center Part 1 Crime numbers decreased 16% from the same time in 2021 – 2022. Residential Burglaries increased drastically (+88%) and they are a cause of concern due to potential for suspect and victim interaction and the significant property loss that can occur. The City Center was also hit hard with Catalytic Converter Thefts (23) from organized groups not living in West Hollywood. With 244 Part 1 Crimes, the City Center accounted for 19% of all Part 1 Crime in the City.

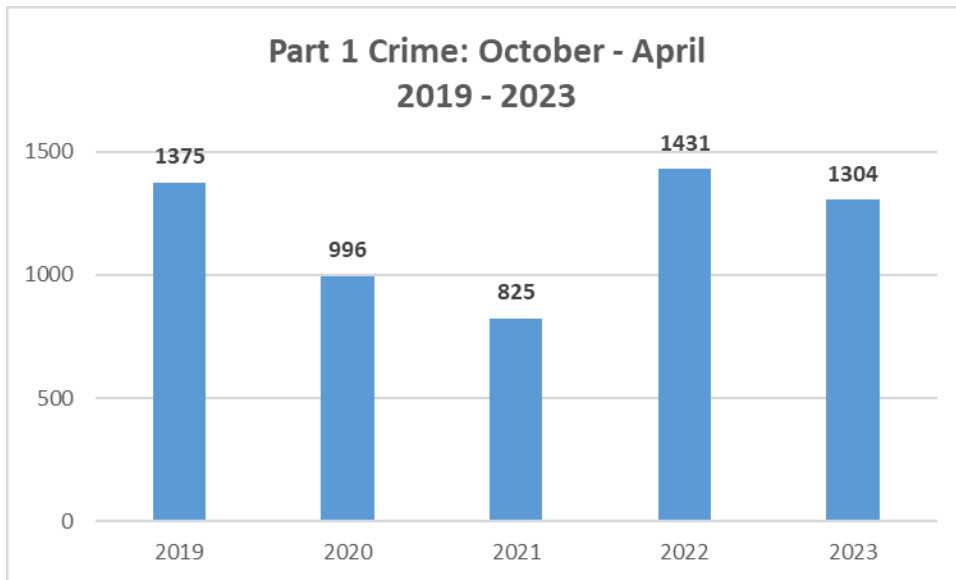
In the East District, Part 1 Crime increased 12% when compared to the same time in 2021 - 2022. Total Robberies (+44%), Residential Burglary (+57%), Grand Theft (+69%) all increased sharply, but there were increases in almost every crime category. Catalytic converter thefts (36), Vehicle Burglary (44), and Petty Theft shoplifting (64) accounted for 42% of all crime in the East District. In terms of overall citywide crime, the East District accounts for 26% of all Part 1 Crime.

From October 2022 to April 2023, there were 177 homeless persons arrested. These figures refer only to individuals arrested and do not take into account that many of these individuals were arrested multiple times during this time frame. It's also worth noting that 28% (25 of 89) of all Aggravated Assaults involved a transient suspect.

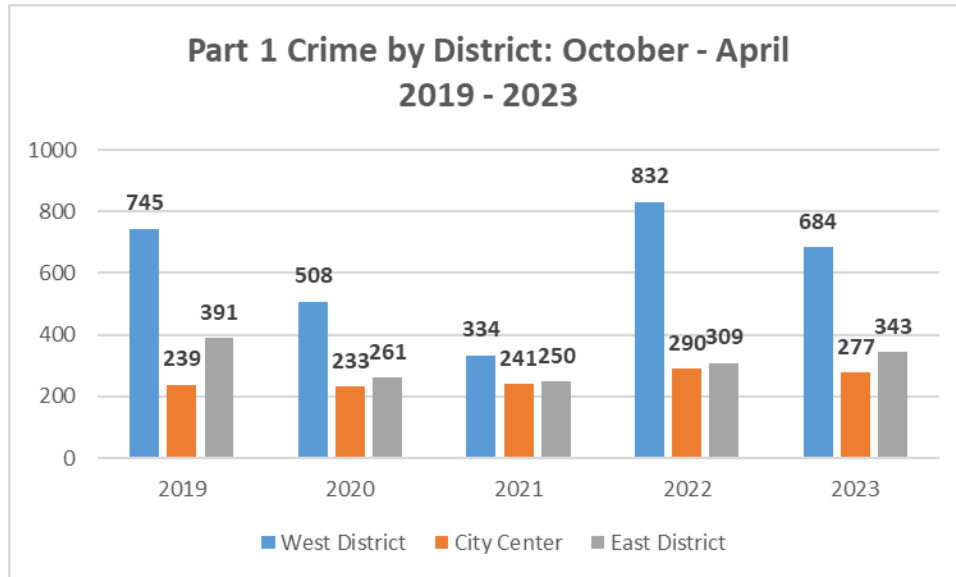
The following pages summarize crime statistics and station activity primarily for November 2022 through April of 2023.

Part 1 Crime

The following chart depicts Part 1 Crime for the months of October – April for the last five years. Part 1 Crime includes Homicide, Rape, Assaults, Robbery, Burglary, Theft, and Arson.



The following chart depicts the number of Part 1 Crimes for the months of October - April for the last five years, broken down by district. The three districts are: West District (West of La Cienega), City Center (La Cienega to Fairfax), and East District (East of Fairfax).



Citywide, Part 1 Crime decreased 9% when compared to the same time period last year. This decrease in overall Part 1 Crime can be attributed to substantial reductions in Aggravated Assaults, Vehicle Burglaries and Total Robberies.

Part I Crime - Whole City	October 2021 - April 2022	October 2022 - April 2023	% Change
Homicide	1	0	-100.00%
Rape	10	17	70.00%
Assault, Aggravated	112	89	-20.54%
Robbery Total	74	55	-25.68%
-Robbery, Armed	35	21	-40.00%
-Robbery, Strong Arm	39	34	-12.82%
Burglary Total	179	186	3.91%
-Burglary, Residence	47	62	31.91%
-Burglary, Other	132	124	-6.06%
Theft Total	930	853	-8.28%
-Grand Theft	357	346	-3.08%
-Vehicle Burglary	250	186	-25.60%
-Locker Burglary	1	1	0.00%
-Petty Theft	322	320	-0.62%
Grand Theft Auto	112	96	-14.29%
Arson	12	8	-33.33%
Total	1430	1304	-8.81%

Looking at the three areas of the City separately, Part 1 Crime in the West District decreased 18% when comparing October 2022 – April 2023.

Part I Crime - West District	October 2021 - April 2022	October 2022 - April 2023	% Change
Homicide	0	0	N/C
Rape	6	11	83.33%
Assault, Aggravated	64	54	-15.63%
Robbery Total	41	26	-36.59%
-Robbery, Armed	16	9	-43.75%
-Robbery, Strong Arm	25	17	-32.00%
Burglary Total	79	82	3.80%
-Burglary, Residence	26	25	-3.85%
-Burglary, Other	53	57	7.55%
Theft Total	582	474	-18.56%
-Grand Theft	260	215	-17.31%
-Vehicle Burglary	140	100	-28.57%
-Locker Burglary	1	1	0.00%
-Petty Theft	181	158	-12.71%
Grand Theft Auto	52	36	-30.77%
Arson	7	1	-85.71%
Total	831	684	-17.69%

The City Center decreased 16% in Part 1 Crime when compared to the same time period last year, although the increase in Residential Burglary is concerning.

Part I Crime - City Center	October 2021 - April 2022	October 2022 - April 2023	% Change
Homicide	0	0	N/C
Rape	3	3	0.00%
Assault, Aggravated	21	15	-28.57%
Robbery Total	16	5	-68.75%
-Robbery, Armed	9	2	-77.78%
-Robbery, Strong Arm	7	3	-57.14%
Burglary Total	57	56	-1.75%
-Burglary, Residence	8	15	87.50%
-Burglary, Other	49	41	-16.33%
Theft Total	166	138	-16.87%
-Grand Theft	55	55	0.00%
-Vehicle Burglary	66	35	-46.97%
-Locker Burglary	0	0	N/C
-Petty Theft	45	48	6.67%
Grand Theft Auto	23	24	4.35%
Arson	3	3	0.00%
Total	289	244	-15.57%

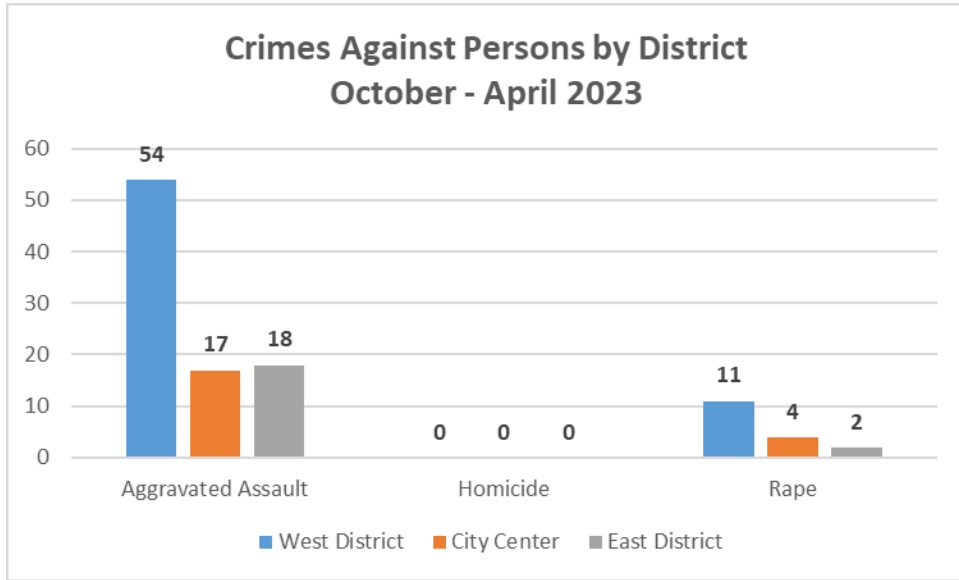
*N/C = not calculable

The East District had a 12% increase in Part 1 Crime when compared to the same time period last year.

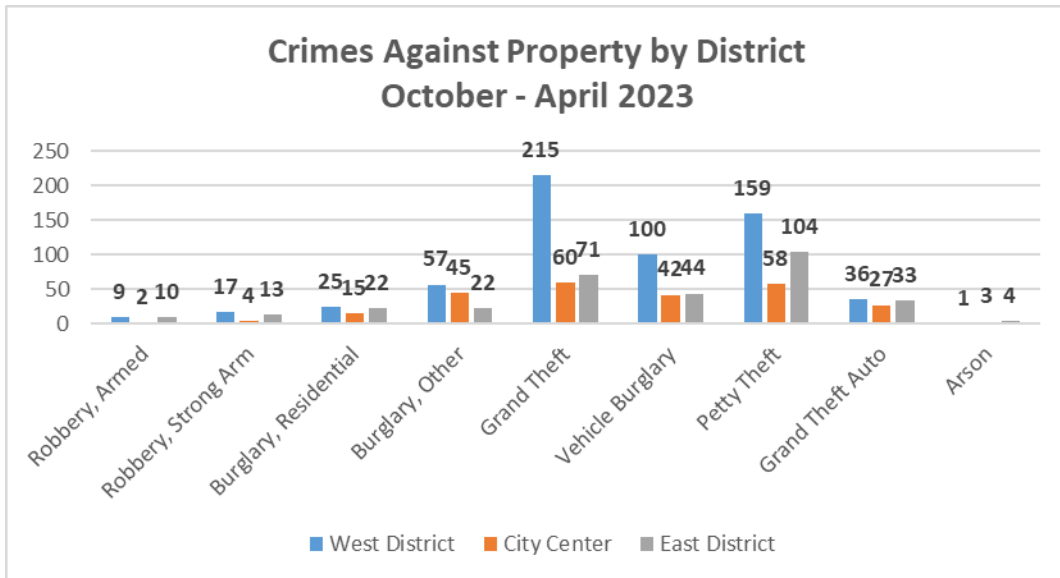
Part I Crime - East District	October 2021 - April 2022	October 2022 - April 2023	% Change
Homicide	1	0	-100.00%
Rape	1	2	100.00%
Assault, Aggravated	26	18	-30.77%
Robbery Total	16	23	43.75%
-Robbery, Armed	9	10	11.11%
-Robbery, Strong Arm	7	13	85.71%
Burglary Total	39	44	12.82%
-Burglary, Residence	14	22	57.14%
-Burglary, Other	25	22	-12.00%
Theft Total	182	217	19.23%
-Grand Theft	42	71	69.05%
-Vehicle Burglary	44	44	0.00%
-Locker Burglary	0	0	N/C
-Petty Theft	96	102	6.25%
Grand Theft Auto	37	33	-10.81%
Arson	2	4	100.00%
Total	304	341	12.17%

*N/C = not calculable

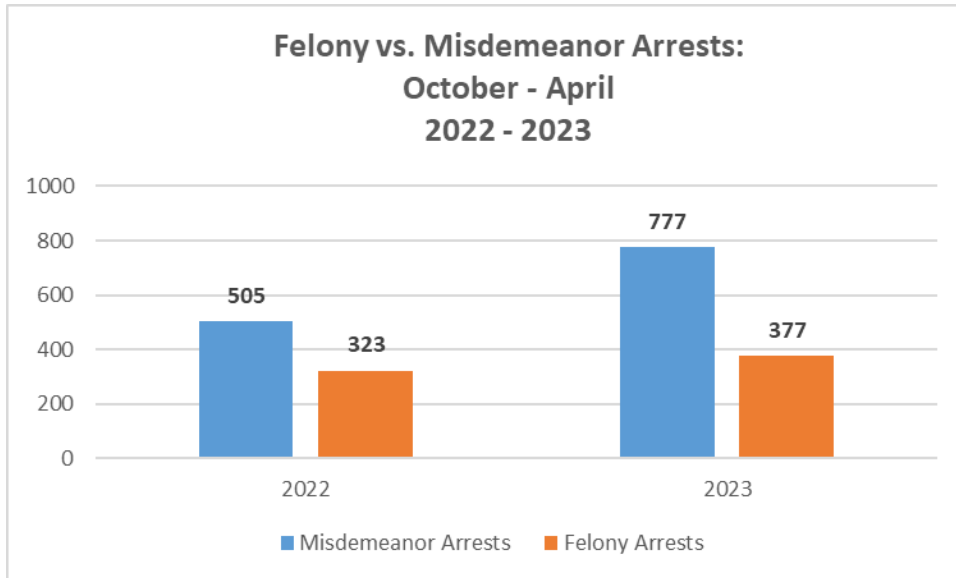
The following chart depicts crimes against persons, broken down by district, for October – April 2023.



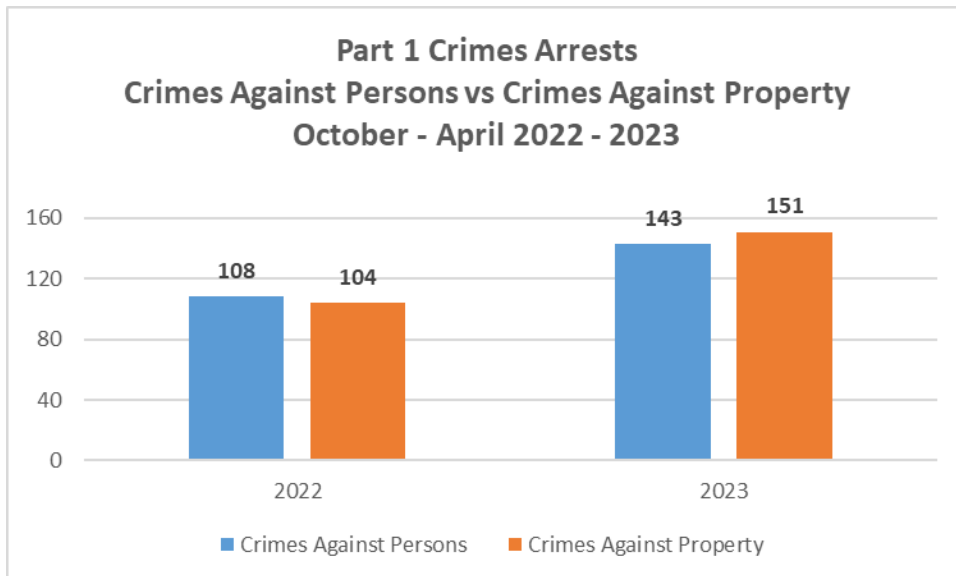
The following chart depicts crimes against property, broken down by district, for October - April 2023.



The following chart depicts the number of Part 1 Crime arrests for felonies versus misdemeanors for October - April of the last two years.

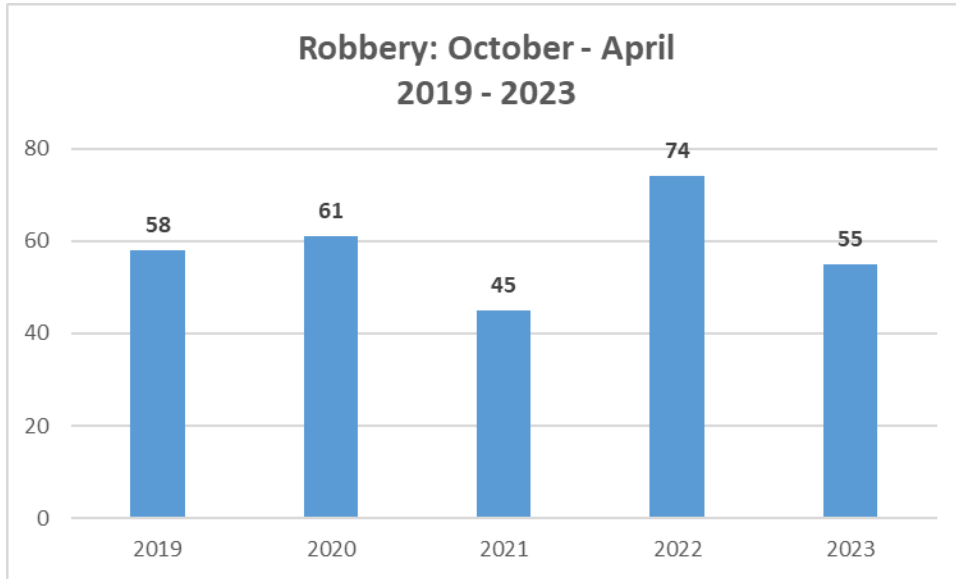


The following chart depicts the number of Part 1 Crime arrests for Crimes against Persons (i.e., Homicide, Rape, and Aggravated Assaults) versus those for Crimes against Property (i.e., Robbery, Burglary, Grand Theft, Petty Theft, Grand Theft Auto and Arson) for October - April of the last two years.

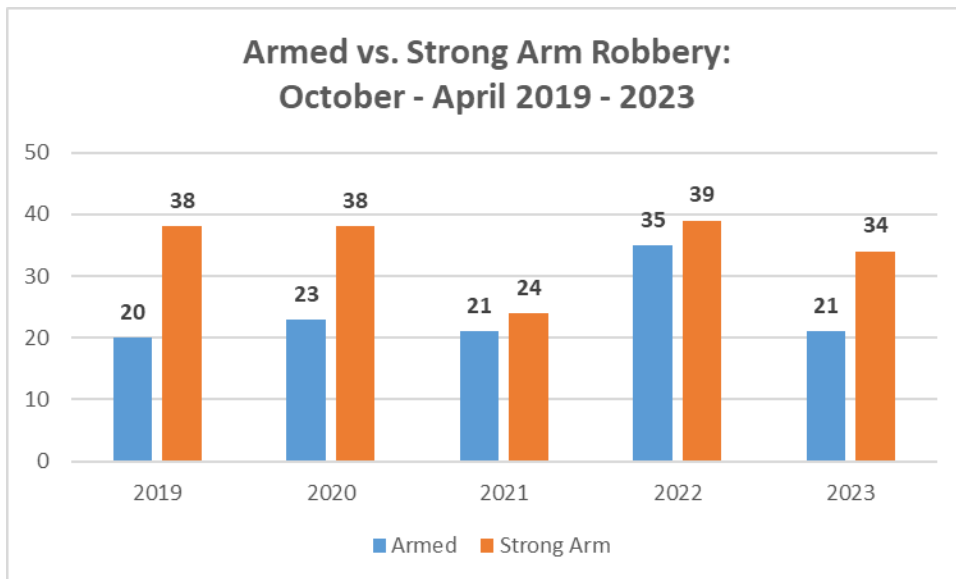


Robbery

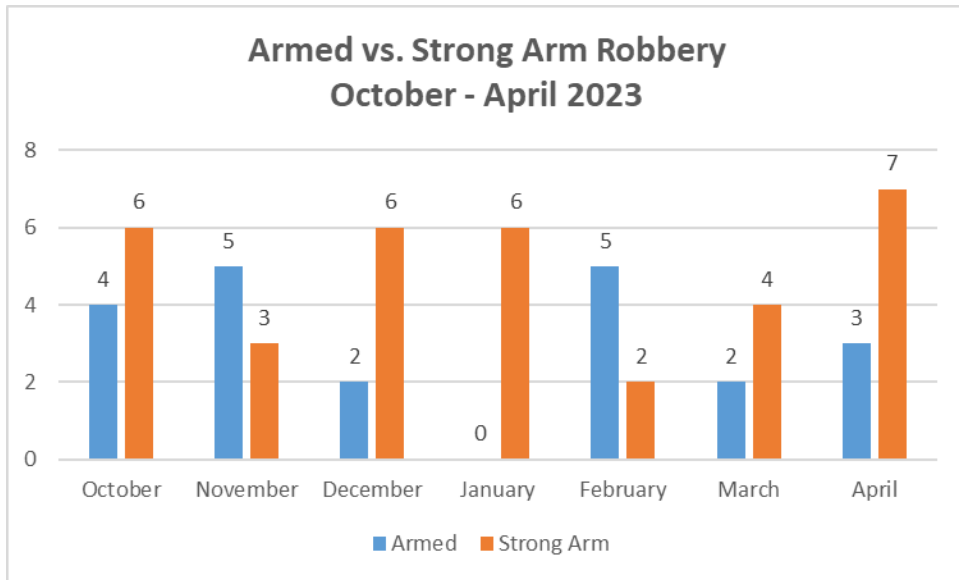
The following chart compares the number of Robberies during October – April for the last five years.



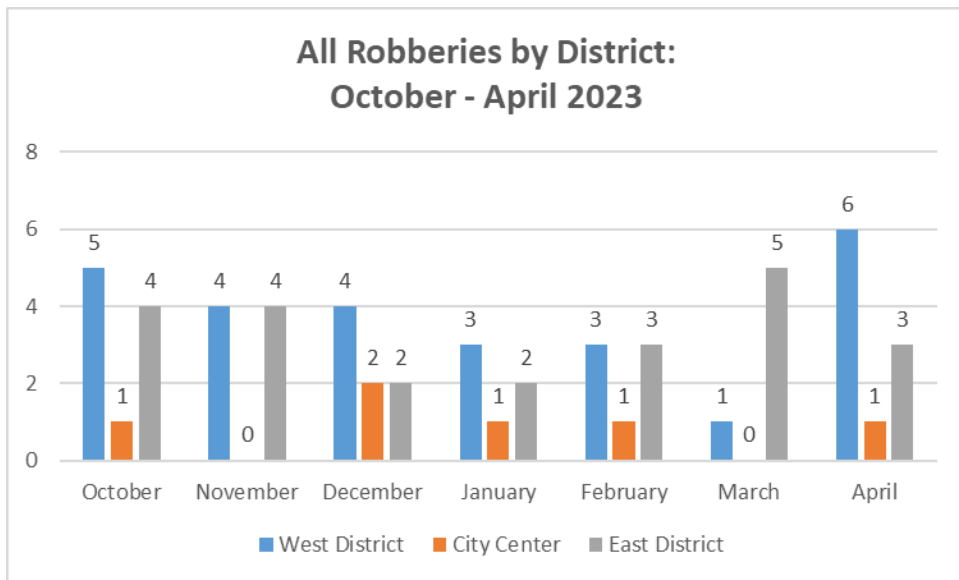
The following chart compares the number of Armed Robberies vs. Strong Arm Robberies during November - April for the last five years.



The following chart compares the number of Armed Robberies vs. Strong Arm Robberies during the months of October - April 2023.

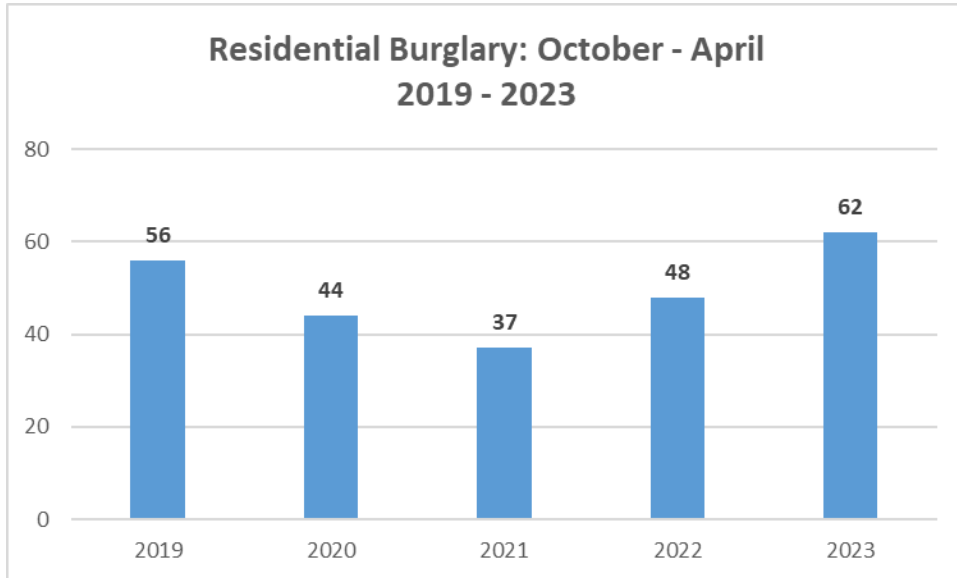


The following chart compares the number of Robberies by district for the months of October - April 2023.

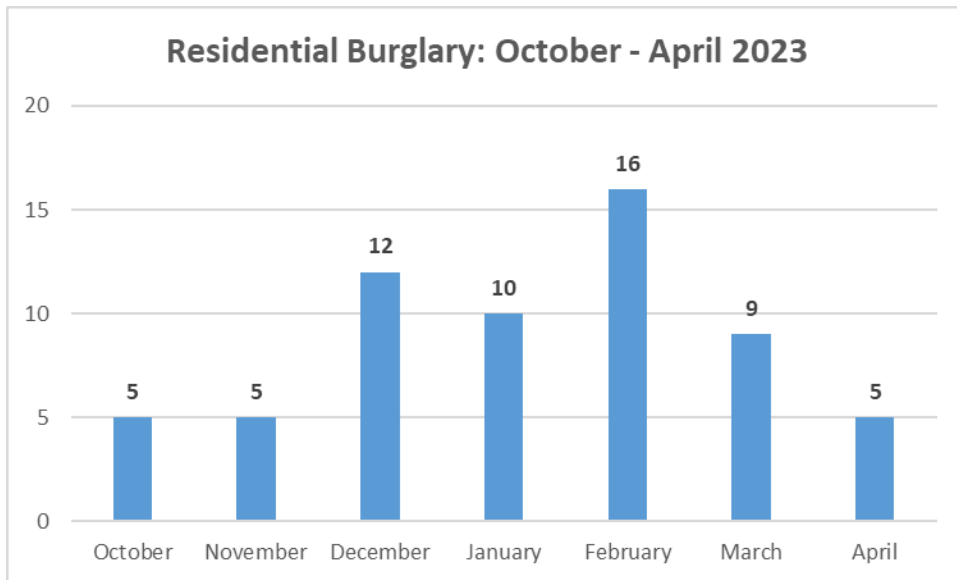


Residential Burglary

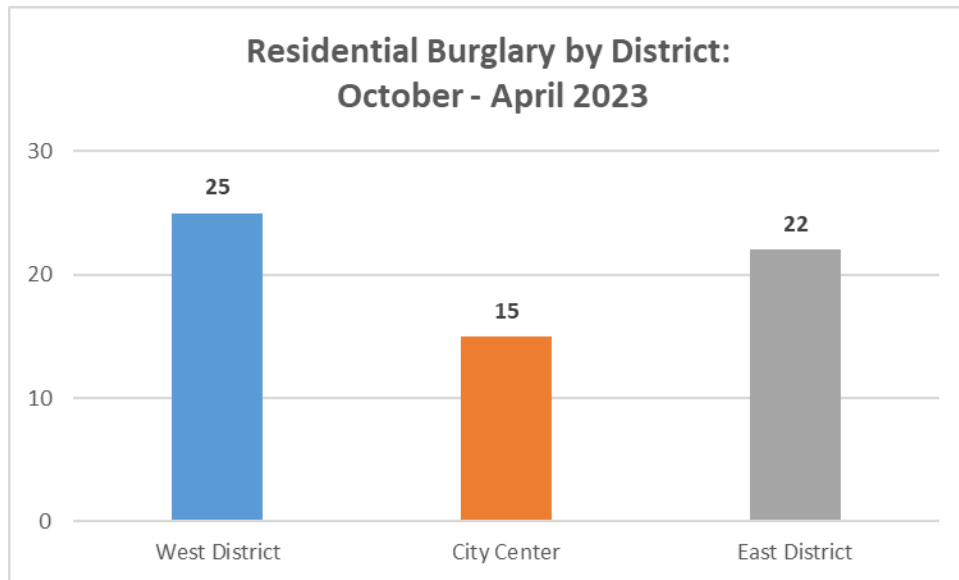
The following chart compares the number of Residential Burglaries during October - April for the last five years.



The following chart shows Residential Burglaries by month for October - April 2023.

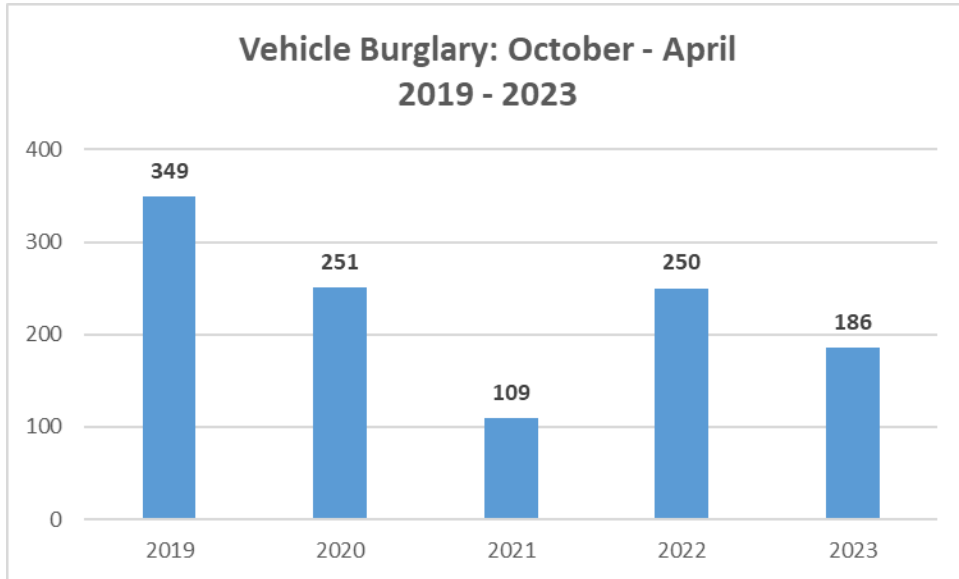


The following chart compares the number of Residential Burglaries by district for October - April 2023.

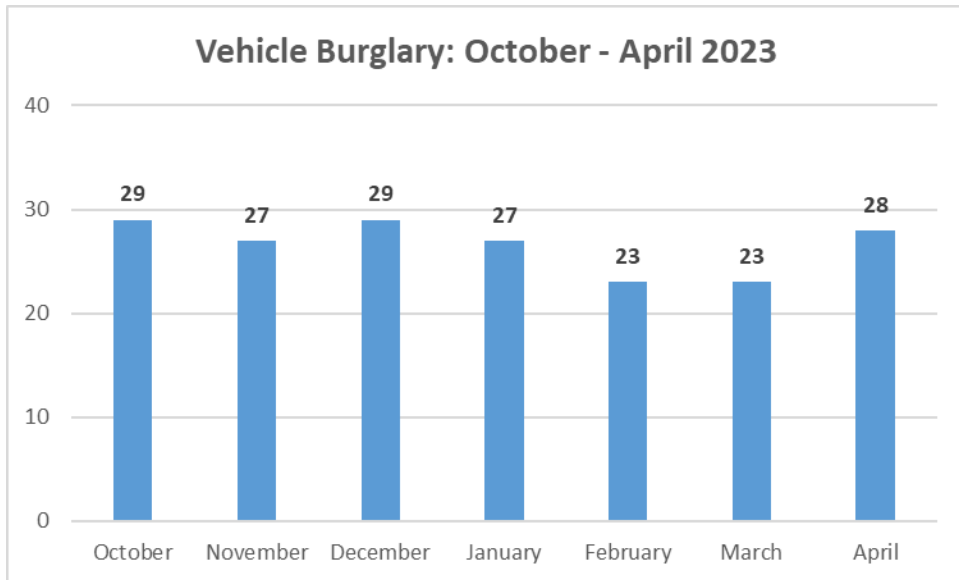


Vehicle Burglary

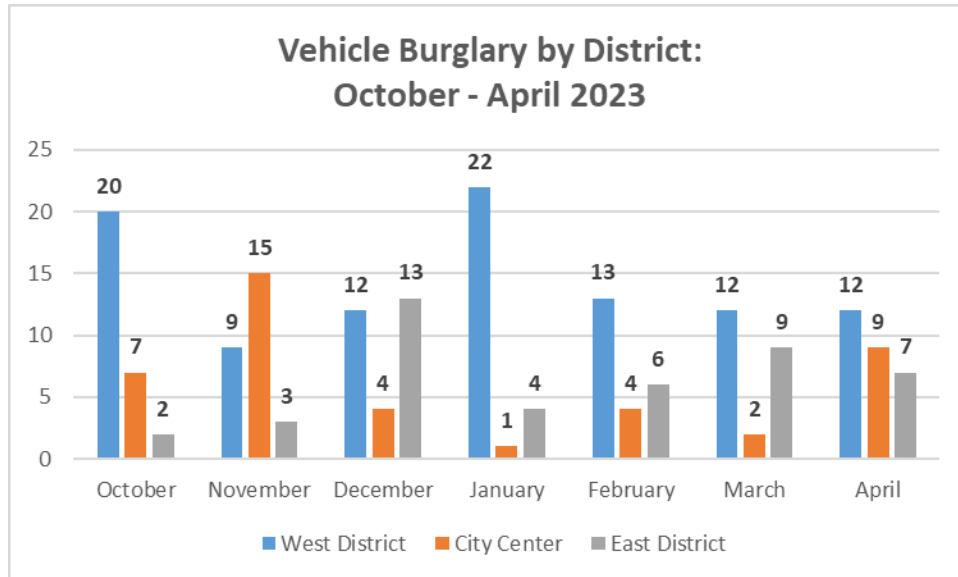
The following chart compares Vehicle Burglaries during October - April for the last five years.



The following chart shows Vehicle Burglaries by month for October - April 2023.

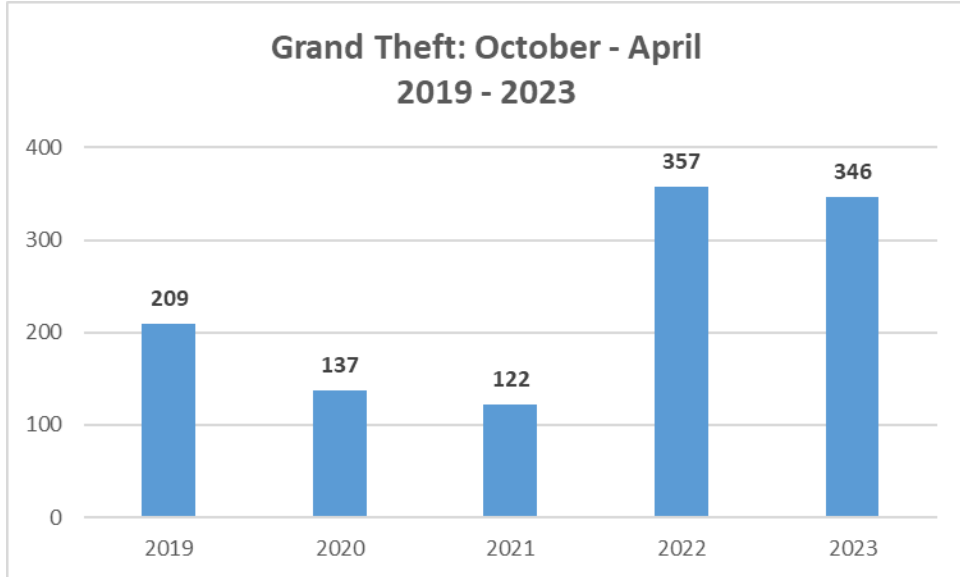


The following chart shows Vehicle Burglaries by month and district for October – April 2023.

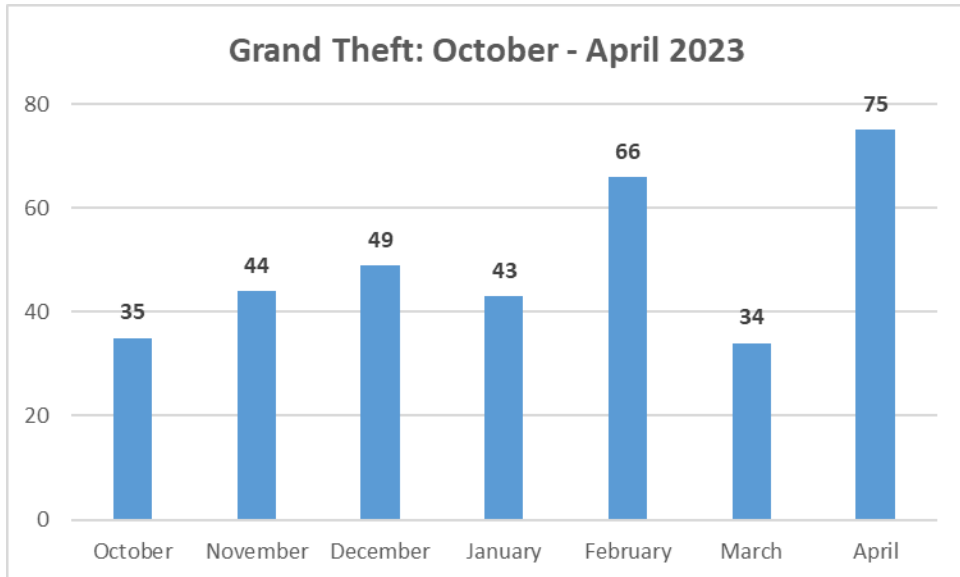


Grand Theft

The following chart compares Grand Thefts for October - April for the past five years.

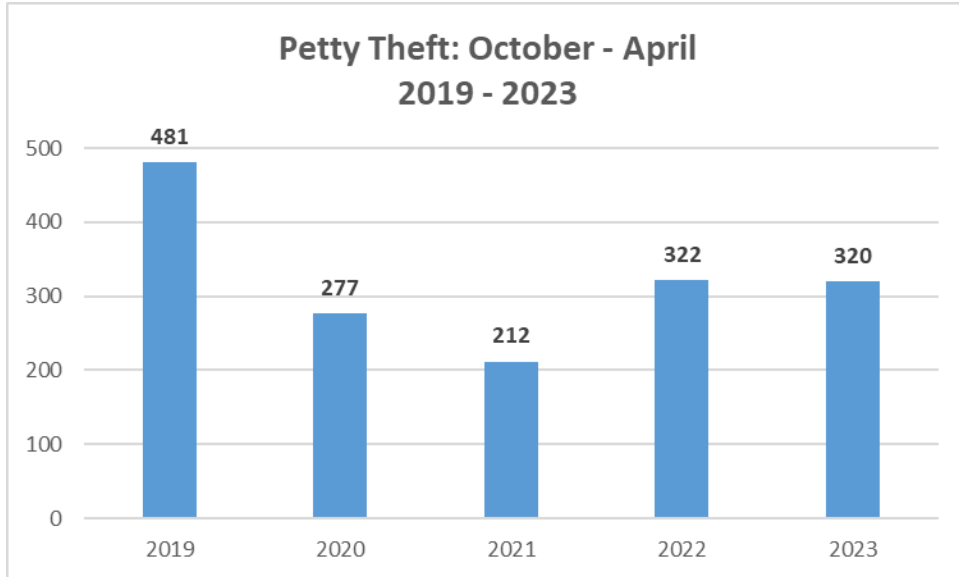


The following chart shows Grand Theft by month for October - April 2023.

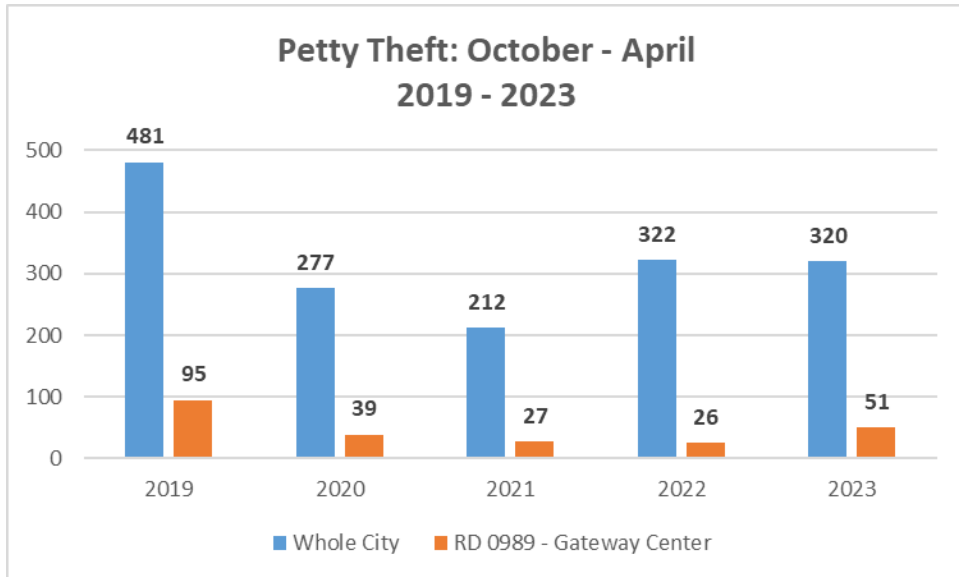


Petty Theft

The following chart compares Petty Thefts during October – April for the last five years.

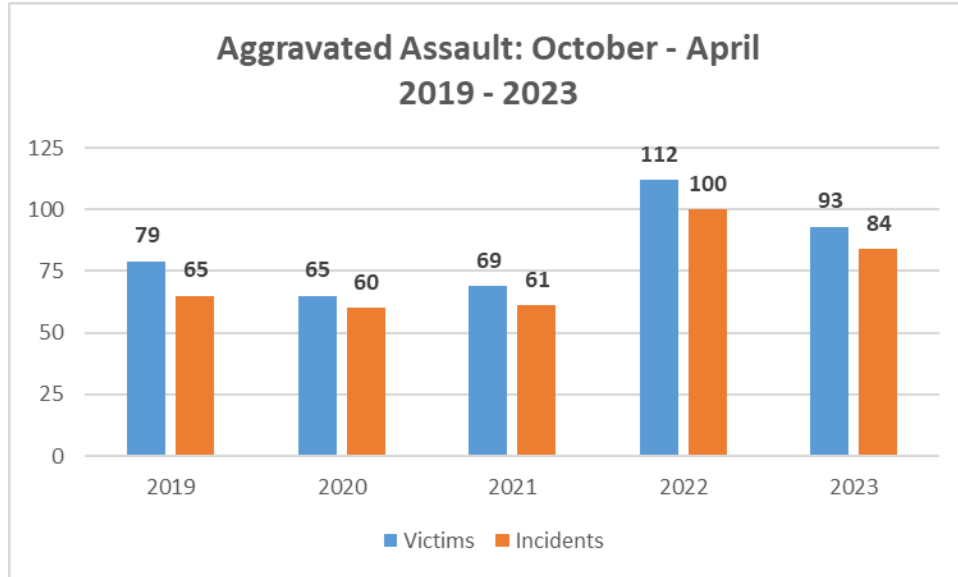


The following chart compares Petty Thefts over the last five years for the entire City vs. Petty Thefts for Reporting District 0989 (Gateway Center) only.



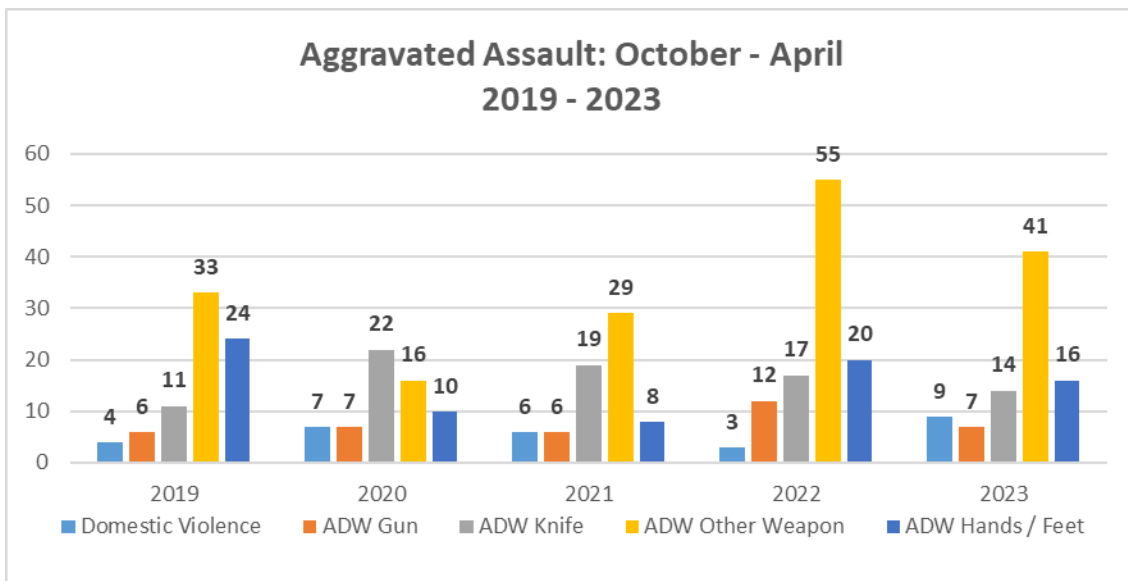
Aggravated Assaults

The following chart shows the number of Aggravated Assaults during October - April for the last five years. Aggravated Assaults are counted by victim (not incident) per Uniform Crime Reporting guidelines.



* Includes Aggravated Assaults against Police Officers and Child Assaults.

The following chart shows Aggravated Assaults isolated by category for October - April for the last five years.



ATTACHMENT B

* Aggravated Assaults against Police Officers and Child Assaults are not depicted.

The following chart shows Domestic Violence Incidents broken down by gender for October - April 2023. It should be noted, the Male - Female category does not denote a male suspect and female victim.

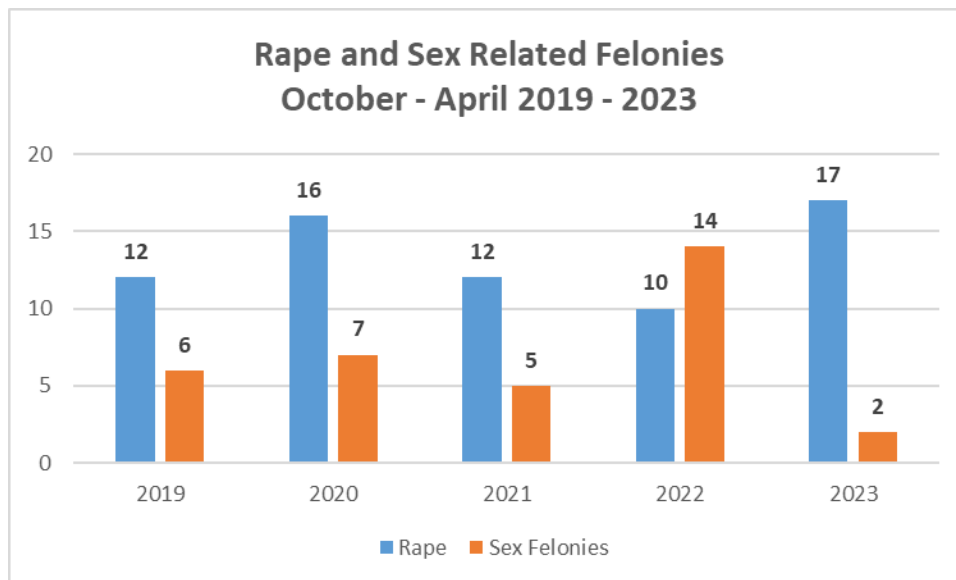
(10/01/22 - 04/30/23) DV Incidents	Female - Female	Male - Female	Male - Male	Total	2022 Total	% Change
Criminal DV Incidents	4	61	25	90	99	-9.09%
Assault, Aggravated	0	5	4	9	7	28.57%
Assault, Non-Aggravated	4	56	21	81	92	-11.96%
Non-Criminal DV Incidents	2	8	2	12	7	71.43%
Total	6	69	27	102	106	-3.77%

Assault - Aggravated: This category includes assaults by one person upon another for the purpose of inflicting severe or aggravated bodily injury (broken bones, internal injuries, or injuries requiring stitches).

Assault - Non Aggravated: This category includes all assaults which involve the use of a personal weapon (such as hands, fist, or feet) and in which there were no serious or aggravated injuries to the victim.

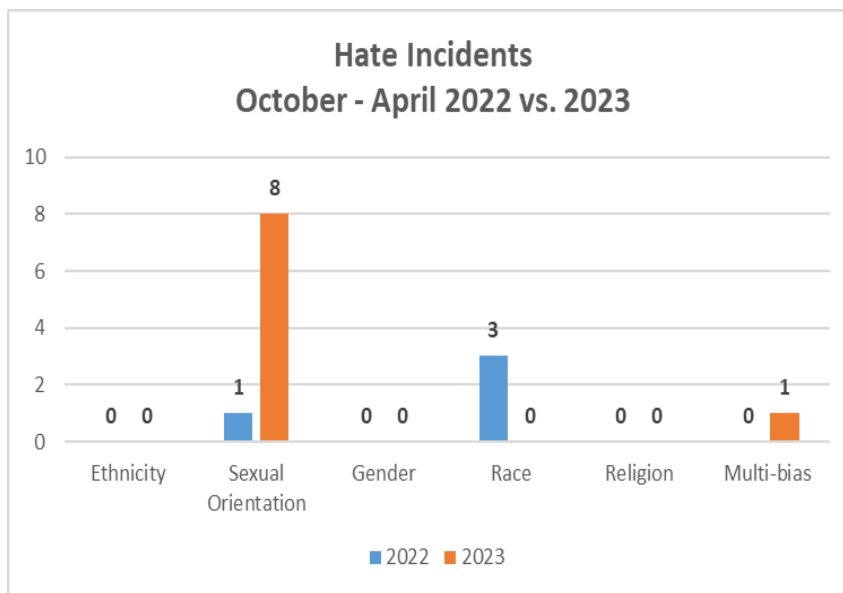
Rape & Sex Related Felonies

The following chart compares Rape and Sex Related Felonies from October - April for the last five years.

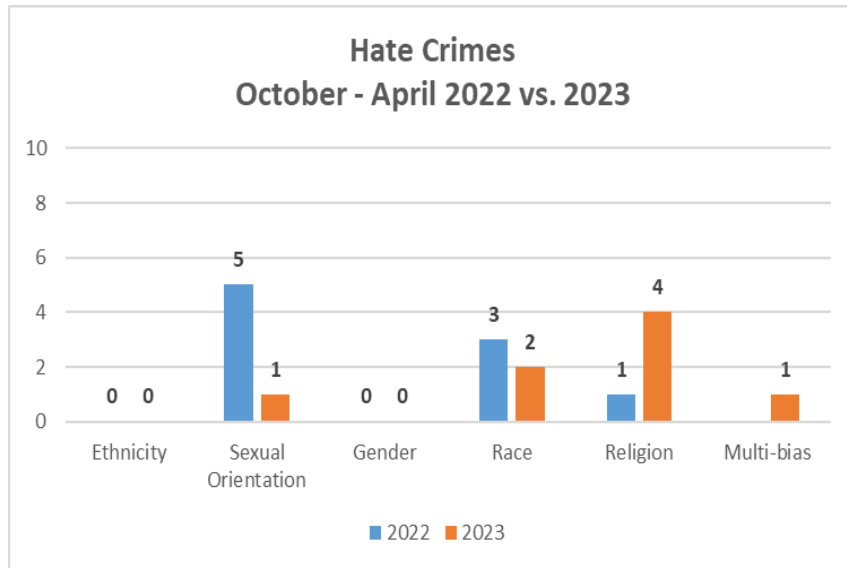


Hate Incidents & Hate Crimes

The following chart depicts the number of Hate Incidents for October - April of the last two years. A Hate “**Incident**” is any non-criminal act, including words, directed at a person or group, and motivated by a bias against that person or group, based on race, religion, ethnicity, sexual orientation, gender or disability. Hate incidents include, but are not limited to an utterance of epithets, distribution of hate materials in public places, posting of hate materials without causing property damage, and the display of offensive materials on one’s own property.



The following chart depicts the number of Hate Crimes for October - April of the last two years. A Hate “**Crime**” is any criminal act or attempted act directed toward (1) a person or group, motivated by bias against that person or group’s (actual or perceived) race, religion, ethnicity, sexual orientation, gender (including trans-gender) or disability (including mental), or a person’s association with any of the aforementioned protected groups or (2) a public agency or private institution, motivated by the fact that the agency or institution is identified or associated with an identifiable protected characteristic (i.e., race, religion, ethnicity, sexual orientation, gender or disability).



The following is a list of Part II Crimes for October - April 2023.

PART II CRIME (October - April)	2022	2023	% CHANGE
FORGERY	34	21	-38.24%
FRAUD	113	108	-4.42%
IDENTITY THEFT	69	51	-26.09%
SEX OFFENSES - FELONIES	14	2	-85.71%
SEX OFFENSES - MISDEMEANOR	20	21	5.00%
ASSAULT, NON-AGGRAVATED	153	137	-10.46%
DOMESTIC ASSAULT, NON-AGGRAVATED	92	81	-11.96%
ASSAULT ON PEACE OFFICER	7	13	85.71%
WEAPON LAWS	22	32	45.45%
DEFRAUDING INN KEEPER	5	9	80.00%
OFFENSES AGAINST FAMILY	2	3	50.00%
FELONY SALE CONTROLLED SUBSTANCE	7	9	28.57%
UNDER THE INFLUENCE OF NARCOTIC	15	34	126.67%
FELONY POSSESSION CONTROLLED SUBSTANCE	2	1	-50.00%
MISDEMEANOR POSSESSION CONTROLLED SUBSTANCE	27	72	166.67%
FOUND NARCOTICS	6	4	-33.33%
LIQUOR LAWS	0	0	N/C
DRUNK	34	48	41.18%
DISORDERLY CONDUCT	11	19	72.73%
VAGRANCY	0	0	N/C
GAMBLING	0	0	N/C
DRUNK DRIVING	60	38	-36.67%
VEHICLE LAWS - MISDEMEANOR HIT AND RUN	242	190	-21.49%
VEHICLE LAWS - FELONY HIT AND RUN	17	11	-35.29%
VEHICLE / BOATING LAWS FELONY	4	6	50.00%
VEHICLE / BOATING LAWS MISDEMEANOR	94	143	52.13%
VANDALISM - MISDEMEANOR	41	43	4.88%
VANDALISM - FELONY	158	114	-27.85%
VANDALISM - GRAFFITI / TAGGING	4	9	125.00%
RECEIVING STOLEN PROPERTY	2	1	-50.00%
FEDERAL OFFENSES	1	3	200.00%
FELONIES - MISCELLANEOUS	42	36	-14.29%
MISDEMEANORS, MISCELLANEOUS: TRESPASSING	24	27	12.50%
MISDEMEANORS, MISCELLANEOUS: ALL OTHERS	54	60	11.11%
TOTAL	1376	1346	-2.18%

APPENDIX 1B – Community Impact Team (CIT)

The Community Impact Team (CIT) includes the Community Oriented Policing and Problem Solving (COPPS) Team and the Entertainment Policing Team (EPT). The CIT is led by supervisors, Lieutenant Fanny Lapkin and Sergeant Jason Duron. The CIT collectively manages community concerns and promotes crime prevention through a variety of intervention and enforcement techniques. Team members work with Residential and Commercial Code Compliance, Animal Control, Human Services & Rent Stabilization Department, and many other City staff to address quality-of-life concerns.

The Entertainment Policing Team continues its work on Sunset Boulevard, Santa Monica Boulevard, and Robertson Boulevard. Entertainment Policing deputies primarily focus on “entertainment” and “alcohol” related law enforcement issues in the city. On a nightly basis, they actively patrol over ninety bars, nightclubs, and hotels.

While patrolling the different venues, the team members contact the management of the different establishments to maintain a cooperative working relationship and to stay informed on individual business concerns and events. The Team issues vehicle citations, tows vehicles, and completes many field investigations and arrests. Due to COVID-19, the Teams responsibilities have been modified to include addressing the criminal transient issues such as drinking in public, public urination, drug usage, littering, trespassing, theft, panhandling, and misuse of public facilities.

As part of their regular duties, EPT handles crowd control issues and Alcoholic Beverage Control (ABC) enforcement. Personnel also works closely with the Sunset Strip Business Association (SSBA), their related security detail, SSBA members, and City Code Compliance officers through specialized operations. The deputies also enforce the codes concerning loud music/party and other quality of life issues. Another aspect of their duties includes assisting the West Hollywood Detective Bureau by documenting and monitoring gang members, probationers, and parolees within the City’s limits. The Team has received

numerous commendations from community members, the station Captain, and the City.

The COPPS Team remains committed to collaborating with City officials, residents, and businesses to solve community concerns. Team members also worked with several Neighborhood Watch groups addressing residents' concerns, including criminal transient issues such as drinking in public, public urination, drug usage, littering, trespassing, theft, panhandling, and misuse of public facilities. Team members not only make arrests for violations of the law, but also provide information and assistance regarding shelters, medical attention, jobs, and substance use disorder education. In addition, the COPPS team conducts numerous park patrols and works closely with local businesses to address their concerns and institute a "Letter of Agency" where appropriate. A "Letter of Agency" gives the Sheriff's Department the authority to enforce trespassing on private property.

A new program was created to help address the issue of people experiencing homelessness in our Community. The program is called CARE Outreach (Contact, Assist, Resources, and Enforcement). The CIT Team has weekly operations where the Teams go around the City and contact people experiencing homelessness. The Teams offer resources and access to housing. If the person does not accept the offer, other information is provided to the person if they change their mind. The last resort is enforcement.

The City and Station have entered a partnership with Tarzana Treatment Center to provide substance use disorder treatment. When the CIT Team conducts a CARE Outreach Operation and ends up arresting someone who is experiencing substance use disorder, the next day, a counselor from the Tarzana Treatment Center comes to the station to interview the individual to determine interest and eligibility to enter a rehabilitation program. This provides a wonderful opportunity and second chance for people in our community, suffering with substance use disorder, to receive help.

APPENDIX 1C – Detective Bureau

The Detective Bureau at West Hollywood conducts follow-up investigations on all criminal complaints filed at the Station. The Bureau is headed by three (3) Sergeants, ten (10) Detectives, one (1) Crime Analyst, three (3) professional staff members, and one (1) Reserve Detective. The Detective Bureau is responsible for the investigation of crimes, ranging from disorderly conduct, vandalism, and thefts to crimes against persons, including robberies, assaults, and hate crimes. Between October - April 2023, the Detective Bureau received 546 active cases, which is an increase of 1% from 541 active cases during October - April 2022.

Through investigations, the Detective Bureau is responsible for the identification and apprehension of criminals, recovery of property, and the identification and preservation of evidence. One detective is assigned to monitor and conduct annual registration of sex crime offenders who are registered within the City of West Hollywood. With several neighboring law enforcement agencies, the Detective Bureau participates in a multi-agency collaboration (both state and federal) in sharing information about crime trends and suspect identification. The Detective Bureau's Crime Analyst continues to document recent trends and statistics to assist with directed patrols in targeted areas. In addition, the Crime Analyst uses the available technology to assist in solving cases. The Detective Bureau continues to maintain a close working relationship with community members and Neighborhood Watch groups. They also work closely with the West Hollywood EPT and CIT Teams.

One specific case of interest during this period involved a serial burglar who committed seven commercial burglaries between June 2022 and August 2022 by cutting open lock boxes and removing the key to gain entry. The suspect was arrested by West Hollywood detectives on August 2, 2022. The District Attorney's office offered the suspect a diversion program with no jail time, and he accepted the offer but failed to appear for his program. The suspect returned to West Hollywood and committed four additional commercial burglaries before being arrested again by West Hollywood detectives in November of 2022. To strengthen the cases against the suspect, detectives combined evidence

recovered from the suspect’s hotel room with cell phone analysis and cell site mapping. Detectives obtained a conviction, and the suspect was sentenced to six months in county jail.

Automated License Plate Reader (ALPR)

The Automated License Plate Reader (ALPR) system continues to be a valuable resource for the Sheriff’s station. This system is installed in several patrol vehicles and captures thousands of license plates as deputy personnel drive their patrol area. Deputies can also park in the middle of a busy street and capture vehicle license plates traveling in both directions. This system has and will continue to be an invaluable resource for Detectives and field personnel. This technology is also used by the Crime Analyst to document suspect vehicle movement and assist Detectives by tethering the vehicle into the crime being investigated or additional crimes in other jurisdictions.

ALPR Reads: October - April 2023	
Station – Direction – Street – Intersection – Lane #	Detections
WHD_WB_SntMonicaBl_LBreaAv_Ln1	2,211,492
WHD_EB_SntMonicaBl_LBreaAv_Ln1	2,076,799
WHD_SB_LBreaAv_SntMonicaBl_Ln2	1,326,172
WHD_NB_LBreaAv_SntMonicaBl_Ln1	1,184,897
WHD_NB_LBreaAv_SntMonicaBl_Ln2	1,156,213
WHD_EB_SntMonicaBl_LBreaAv_Ln2	576,046
WHD_SB_LBreaAv_SntMonicaBl_Ln1	198,423
WHD_NB_LBreaAv_SntMonicaBl_Ln3	82,310
WHD_WB_SntMonicaBl_LBreaAv_Ln2	72,648
WHD_SB_LBreaAv_SntMonicaBl_Ln3	39,904
Total Detections	8,924,904

APPENDIX 1D – Traffic Division

The Traffic Division monitors general traffic issues and consists of two (2) Traffic Motor Deputies, six (6) Traffic Enforcement cars, and two (2) Traffic Detectives. The Traffic Division is supervised by one Detective Bureau Sergeant. The field units monitor traffic patterns throughout the city and conduct special enforcement operations in problem areas. Traffic personnel are typically the initial on-scene investigators at any collision scene.

The following is a list of activities for the Traffic Division comparing October – April 2022 to October – April of 2023:

Type of Case	October - April 2022	October - April 2023	% Change
Traffic Collision Investigations	533	458	-14.07%
Fatal Traffic Collision Investigations	0	0	N/C
Traffic Collision Investigations Involving Injury	142	120	-15.49%
Traffic Collision Investigations Involving Non-Injury	391	351	-10.23%
DUI Traffic Collision Investigations	38	17	-55.26%
Traffic Collision Investigations - Pedestrians vs. Vehicle	40	26	-35.00%
Traffic Collision Investigations - Bicyclists vs. Vehicle	10	10	0.00%
Hit and Run Traffic Collision Investigations	115	102	-11.30%
Total Citations Written	1,332	2,421	81.76%
DUI Arrests	60	40	-33.33%
Speeding Citations	278	57	-79.50%
Cellular Phone – Talking	29	47	62.07%
Cellular Phone – Texting	286	186	-34.97%

For October – April of 2023, the number of reported traffic collisions in the City of West Hollywood decreased 14%, as compared to October - April 2022.

The number of DUI traffic collision investigations decreased 55%, and the number of DUI arrests decreased 33%. The Traffic Division has taken a proactive approach to combat drunk driving. The Traffic Detective has continued DUI training for newly assigned Patrol and Traffic Deputies. As a result, Patrol and Traffic Deputies are more aware of the signs of drunk driving as well as proper documentation of DUI arrests. By using a combination of enforcement and educational campaigns, the West Hollywood Traffic Division aims to reduce DUI's even more in the months to follow. The implementation of DUI checkpoints by Traffic Services Division along with their conducting numerous traffic enforcement operations within the city limits has helped in this regard.

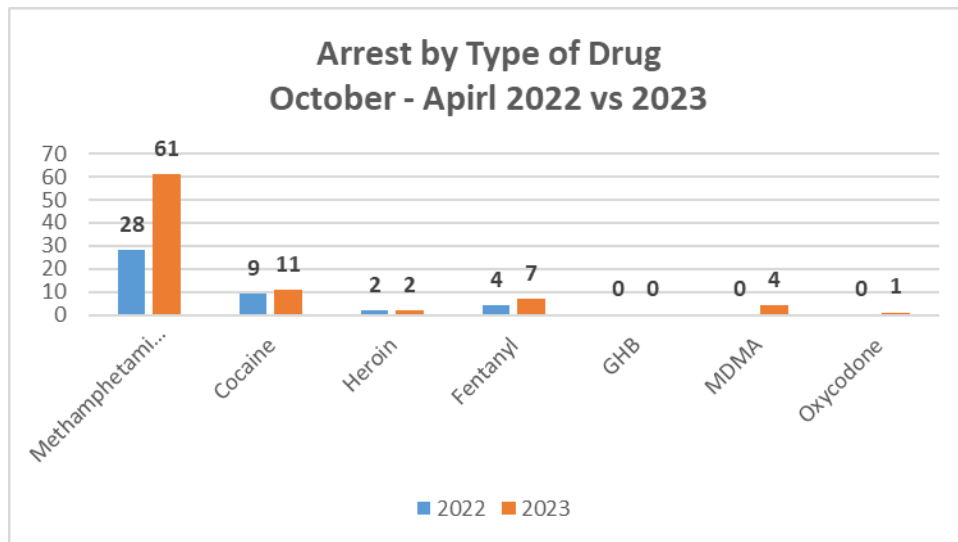
Traffic Collisions by Street October - April 2023			
Street	Total Collisions	Injury Collisions	Fatal Collisions
Fountain Avenue	63	19	0
San Vicente Blvd	48	19	0
Santa Monica Blvd	241	93	0
Sunset Blvd	133	35	0

High Incidence Intersection Report October - April 2023		
Rank	Intersection	Total Collisions
1	Doheny Dr / Sunset Blvd	8
2	La Cienega Blvd / Santa Monica Blvd (N)	8
3	San Vicente Blvd / Melrose Av	7
4	Sunset Blvd / La Cienega Blvd	7
5	Fairfax Av / Santa Monica Blvd	6
6	La Cienega Blvd / Holloway Dr	6
7	San Vicente Blvd / Santa Monica Blvd (N)	6
8	Santa Monica Blvd / Hayworth Av (E)	6
9	Crescent Heights / Fountain Av	5
10	La Brea Avenue / Santa Monica Blvd	5
10	Olive Dr / Sunset Blvd	5
10	Sunset Blvd / Kings Rd	5
10	Sunset Blvd / San Vicente Blvd	5

APPENDIX 1E – Narcotics Bureau

The Northwest Region Narcotics Team services West Hollywood Station, Santa Clarita Station and Lost Hills Station. During this report time, the team consisted of two (1) Detectives and one (1) Sergeant. The Northwest Region Narcotics Team regularly responds to and investigates narcotic related arrests generated by station patrol, as well as their own cases. Additionally, the Narcotics Bureau is on-call to respond after hours to any incident warranting detective intervention.

The following chart shows arrests by type of drug for November – April 2022 vs. 2023.



The “Safe Drug Drop Off” program is still in effect and has monthly drop off opportunities at the station, providing the community with a safe receptacle to discard their hazardous materials (syringes, blood vials, test kits), as well as expired prescription medications. This program is intended for residents only and is not for commercial use.

The West Hollywood Narcotics Bureau detectives remained diligent in pursuing illegal narcotics activity throughout the City of West Hollywood and surrounding areas. Based on information obtained through Crime Stoppers, citizens and confidential informants, there have been arrests of narcotics dealers and users who live in the West Hollywood area.

APPENDIX 1F – Volunteers

Volunteers in Police Service

There are 22 volunteers who serve the West Hollywood Station under the direction of Captain Moulder, Lt. Lapkin and Sergeant Jason Duron. Station volunteers assist with Front Desk reception, clerical duties, traffic control and handicap placard violation citations. A volunteer maintains the station's website, and assists with the Twitter, NextDoor, Facebook and Nixle messaging services.

Month	Donated Hours	Value of Hours (\$26.87 per Hour)
OCT	253	\$6,798
NOV	251	\$6,744
DEC	233	\$6,261
JAN	218	\$5,758
FEB	252	\$6,771
MAR	283	\$7,604
APR	Pending	\$0
Total:	1,490	\$33,138

APPENDIX 2 – Los Angeles County Fire Department

The City of West Hollywood is primarily served by three shifts of twenty personnel – each housed at Los Angeles County Fire Stations 7 and 8. Assistant Fire Chief Drew Smith manages the resources within Division VII, of which West Hollywood is a part.

From October 2022 through April 2023, fire personnel responded to 4,237 total calls. Of these, 3,052 were for emergency medical calls (72% of all calls). In addition, there were 80 total fires, 7 of which were vehicle fires, and 12 were building fires. The remaining 61 fires were a combination of outside rubbish fires, tree fires, dumpster fires, dryer fires, or cooking fires, all of which caused no financial damage or injuries. The total fire loss during this period was \$219,500 in property damage and \$59,900 in contents damage.

Other responses included hazardous materials incidents, public assistance calls, and elevator rescues. In addition, station and fire prevention personnel routinely conduct inspections and plan checks, and these averaged approximately 35 and 25 monthly, respectively.

The figures provided below are for informational purposes only. Correlations or comparisons cannot be made from the chart below. For example, inferences cannot be made as to whether fires, medical calls, false alarms, etc. are "up" or "down."

	Jan – Nov 2022	Oct 2022 – Apr 2023
Total Calls	6,855 (avg. 623/month)	4,237 (avg. 605/month)
Emergency Medical Calls	5,094	3,052
Total Fires	113	80
Vehicle Fires	8	7
Building Fires	20	12
Miscellaneous Fires	85	61
Total Property Damage	\$1,170,665	\$219,500
Total Contents Damage	\$147,850	\$59,900
Inspections	385	245
Plans Checked	275	175

Noteworthy incidents during this time frame include:

- October 3, 2022 – Structure Fire at 8325 SANTA MONICA Blvd; fire in the lobby area of the Coast Playhouse, no extension to the rest of the building. No civilian or firefighter injuries.
 - Property losses: \$100,000
 - Content losses: \$5,000
- January 29, 2023 – Structure Fire at 557 SWEETZER Ave; Clinton Incident - Fire originated within the hall closet above the furnace, damage contained to the hallway and bathroom. Caused by lack of clearance around the furnace vent through the ceiling, evident by charring at the ceiling and in the attack space around the vent. Thermal imaging camera used to verify all heat sources were eliminated. No civilian or firefighter injuries.
 - Property losses: \$15,000
 - Content losses: \$2,000
 - **Value Saved: \$2,003,000**

- January 31, 2023 – Vehicle Fire at SANTA MONICA Blvd & LA BREA Ave; Multi-vehicle fire at auto mechanic shop, 6 cars involved (5 BMWs & 1 Audi). Three cars were a complete loss, three cars exposed to heat and flames. Point of origin seemed to be within engine of one of the vehicles. LASD arson unit notified. No civilian or firefighter injuries.
 - Property losses: Unknown
 - Content losses: \$0
- February 7, 2023 – Vehicle Fires at 8261 FOUNTAIN Ave; Two separate vehicle fires, one electric vehicle ignited in carport and was extinguished by FD personnel. Later that day three vehicles were found fully involved, due to the original electric vehicle re-igniting and spreading to nearby vehicles. Fire contained in carport - no extension to units in the building. No civilian or firefighter injuries.
 - Property losses: Unknown
 - Content losses: Unknown

COMMUNITY OUTREACH & EDUCATION:

Following a major disaster, fire and rescue resources may be unable to immediately respond to all those in need. In such a crisis, it will be neighbors assisting neighbors until emergency response personnel can arrive.

Community Emergency Response Team (CERT) training provides residents with the skills and tools necessary to take care of themselves, their families, neighbors, and coworkers in the event of a disaster.

The Los Angeles County Fire Department and the City of West Hollywood held a CERT Training for WeHo residents in April 2023.

The class took place on three consecutive Saturdays, and a total of twenty-three residents finished the course and received their CERT certificate of completion.

SOCIAL MEDIA:

The Los Angeles County Fire Department is engaged in social media, using Facebook, Twitter, Instagram, and YouTube.

To engage our local communities, Division VII maintains its own Facebook, Twitter, and Instagram – separate from the Department’s main accounts. This allows us to tailor our messaging to the communities we serve. We routinely share general safety messages, plus information and photos of local happenings. This includes incidents, community outreach, firefighters engaged in training exercises, etc.

Facebook: facebook.com/lacountyfire7

Twitter: [@lacofd_div7](https://twitter.com/lacofd_div7)

Instagram: [@lacofd_div7](https://instagram.com/lacofd_div7)

YouTube: youtube.com/lacofd_div7

APPENDIX 3 – Neighborhood and Business Safety Division

The Neighborhood and Business Safety Division (Division) continues to address quality of life issues proactively and in response to resident concerns. It is the goal of the Division to create a safer and cleaner community, provide prompt, courteous and professional service, and gain voluntary compliance by means of educating and encouraging responsible property and business ownership.

Dedicated Code Enforcement Officers are assigned to specific areas of the City and work in conjunction with other agencies (Sheriff's Department, Fire Department, Animal Control, Health Department, Alcoholic Beverage Control etc.) to uphold and maintain the City's high neighborhood livability standards. Since March of 2020, Code Compliance expanded its hours of operation in the field to provide late evening coverage seven days a week with the following schedule:

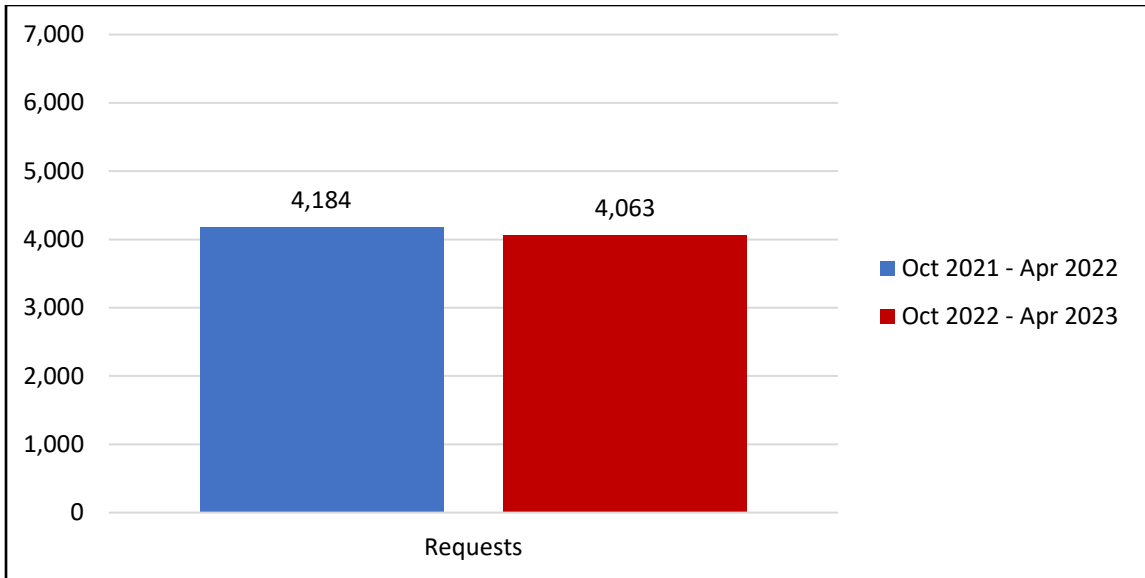
- Monday through Wednesday, 7 a.m. to 12 a.m.
- Thursday through Sunday, 7 a.m. to 3 a.m.

The majority of the issues that Code Compliance addresses are related to noise, property maintenance/vacant properties, public right-of-way, environmental, animals, construction, and vacation (short-term) rentals. These topics heavily affect the quality of life that West Hollywood residents enjoy. In addition, resident concerns and proactive inspections have shifted in type due to COVID-19 and since the Los Angeles County "Safer at Home" Order was first implemented in March of 2020.

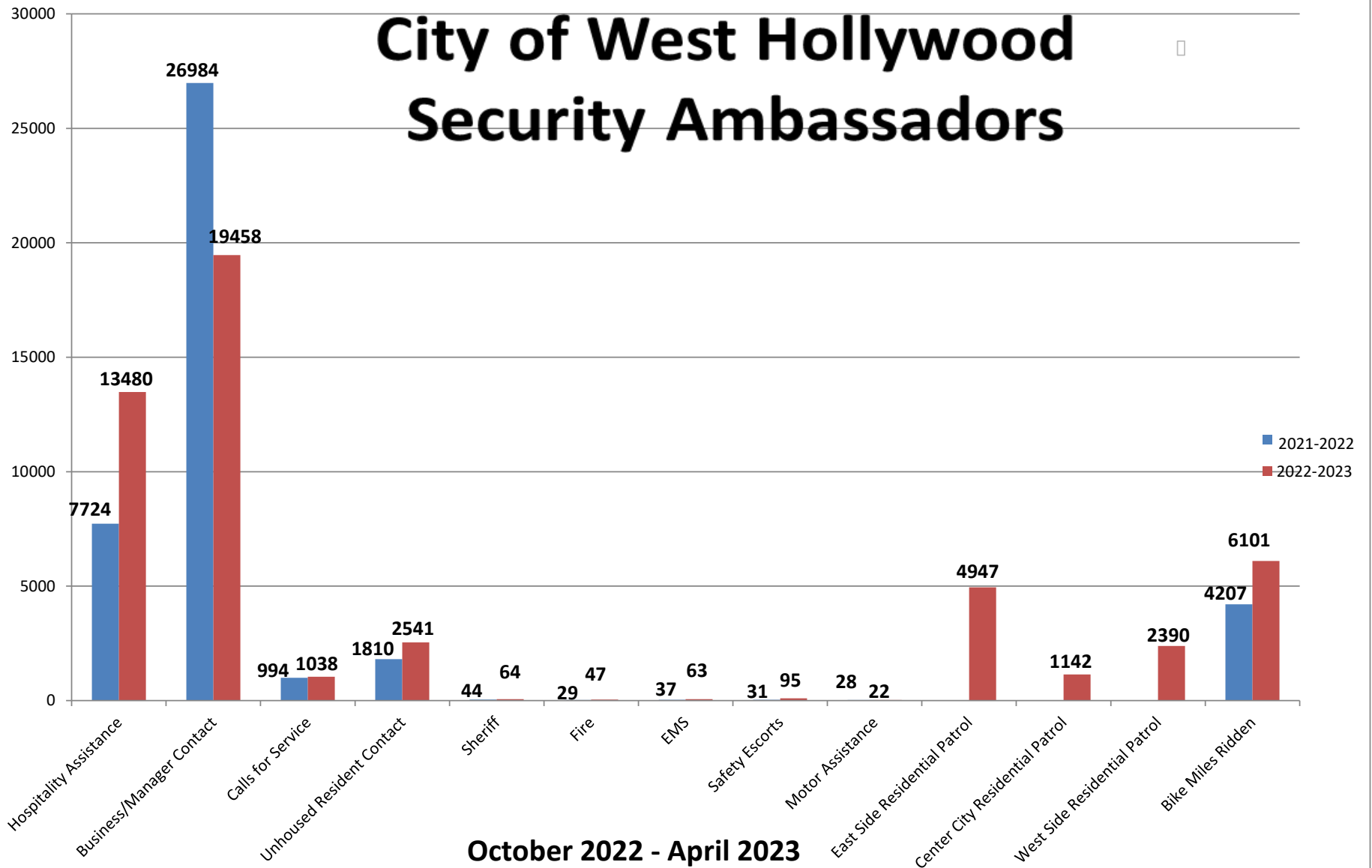
The following information reflects the total number of service requests, code enforcement cases, and administrative citations processed in the Division from October 2022 through April 2023:

Service Requests

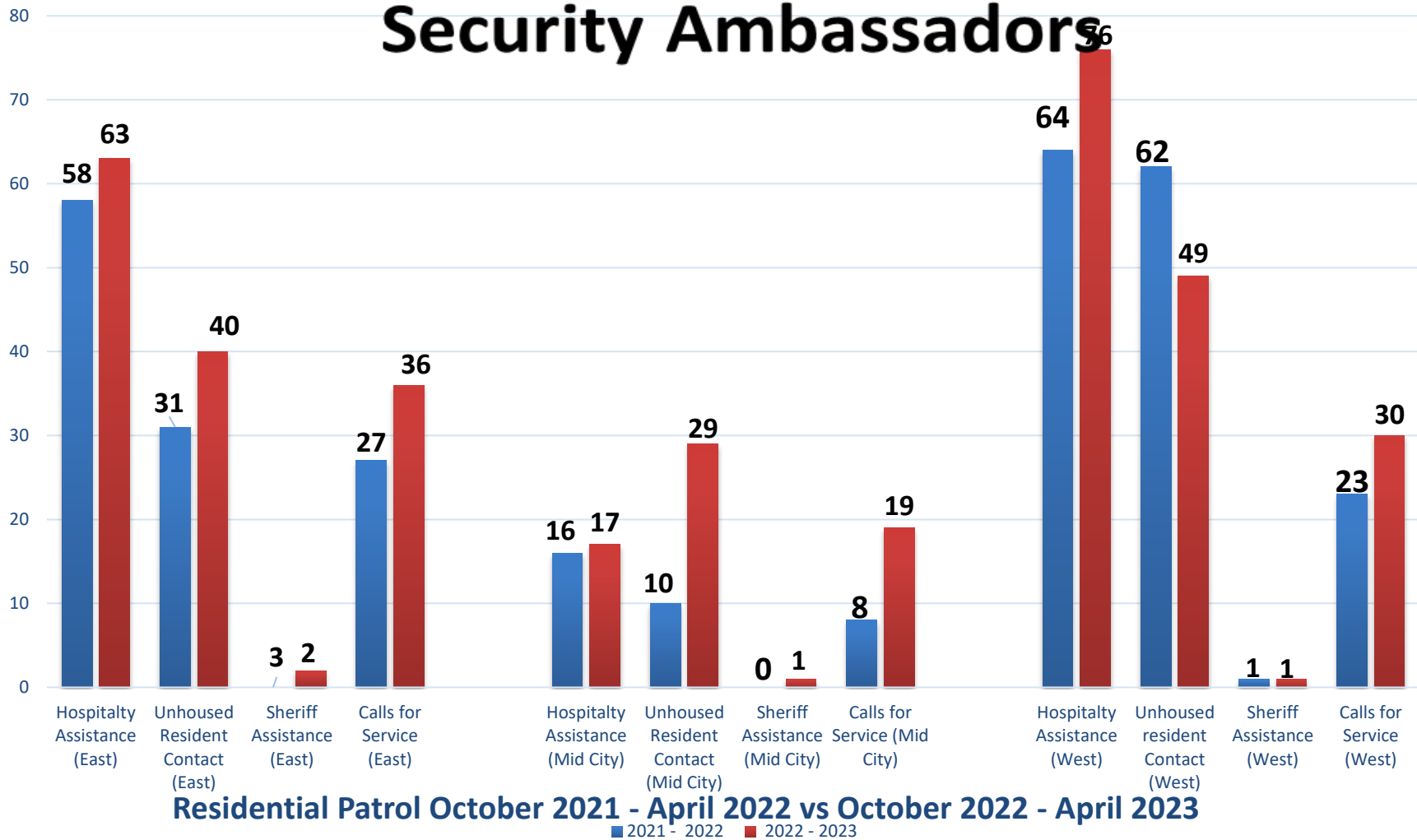
4,063 service requests were processed. This represents a 3% decrease in request volume, when compared to October 2021 to April 2022 (4,184).



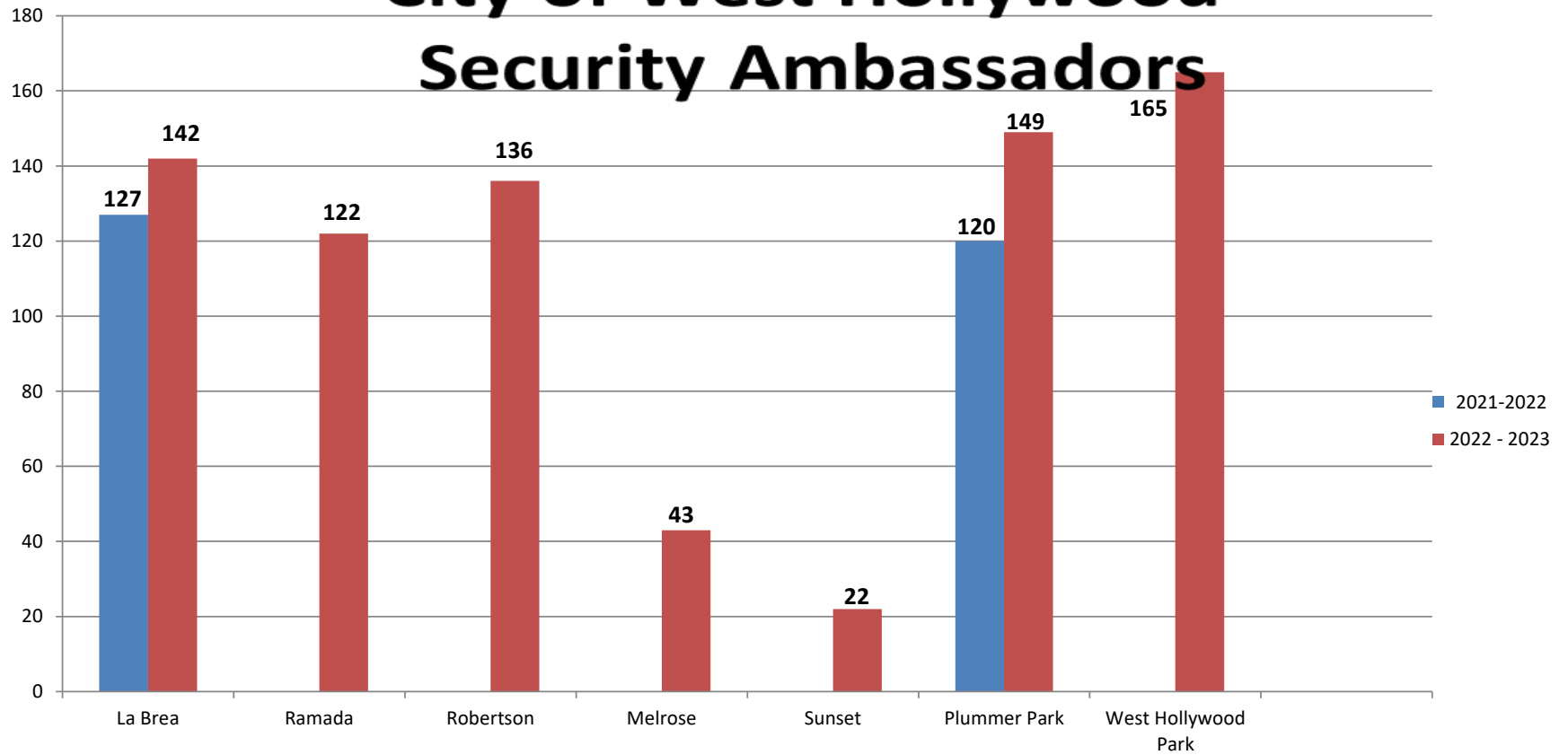
City of West Hollywood Security Ambassadors



City of West Hollywood Security Ambassadors



City of West Hollywood Security Ambassadors



Kiosk Contacts / October 2022 - April 2023

Alyssa Poblador

From: Alyssa Poblador
Sent: Monday, May 15, 2023 3:14 PM
To: CMD Council Members; David Wilson; Oscar Delgado; Jackie Rocco; Lauren Langer
Cc: Melissa Crowder; Lourdes Morales; Danny Rivas; Bill Moulder - LASD; Drew Smith - LACoFD; Christof Schroeder; Corri Planck; Leslie Isenberg
Subject: Memo Concerning Item 5.B. on the 5/15/23 City Council Agenda
Attachments: Memo - Item 5.B SEMI-ANNUAL COMMUNITY SAFETY UPDATE.docx; Attachment C - BBB Security Ambassador Report - October 2022 to April 2023.pdf_5-15-2023.pdf

Good afternoon Mayor, Mayor Pro Tempore, and City Councilmembers:

Attached please find a *Memo + Updated Attachment C* from Director of Community Safety, Danny Rivas relating to Item 5.B. on the May 15, 2023 City Council Meeting Agenda.

5.B. SEMI-ANNUAL COMMUNITY SAFETY UPDATE

Thank you.

Alyssa T. Poblador *(she/her)*
Administrative Specialist IV | City Clerk's Office
City of West Hollywood
8300 Santa Monica Blvd.
West Hollywood, CA 90069
☎: 323.848.6409 | ✉: apoblador@weho.org

Memo

To: City Councilmembers

From: Danny Rivas, Director of Community Safety

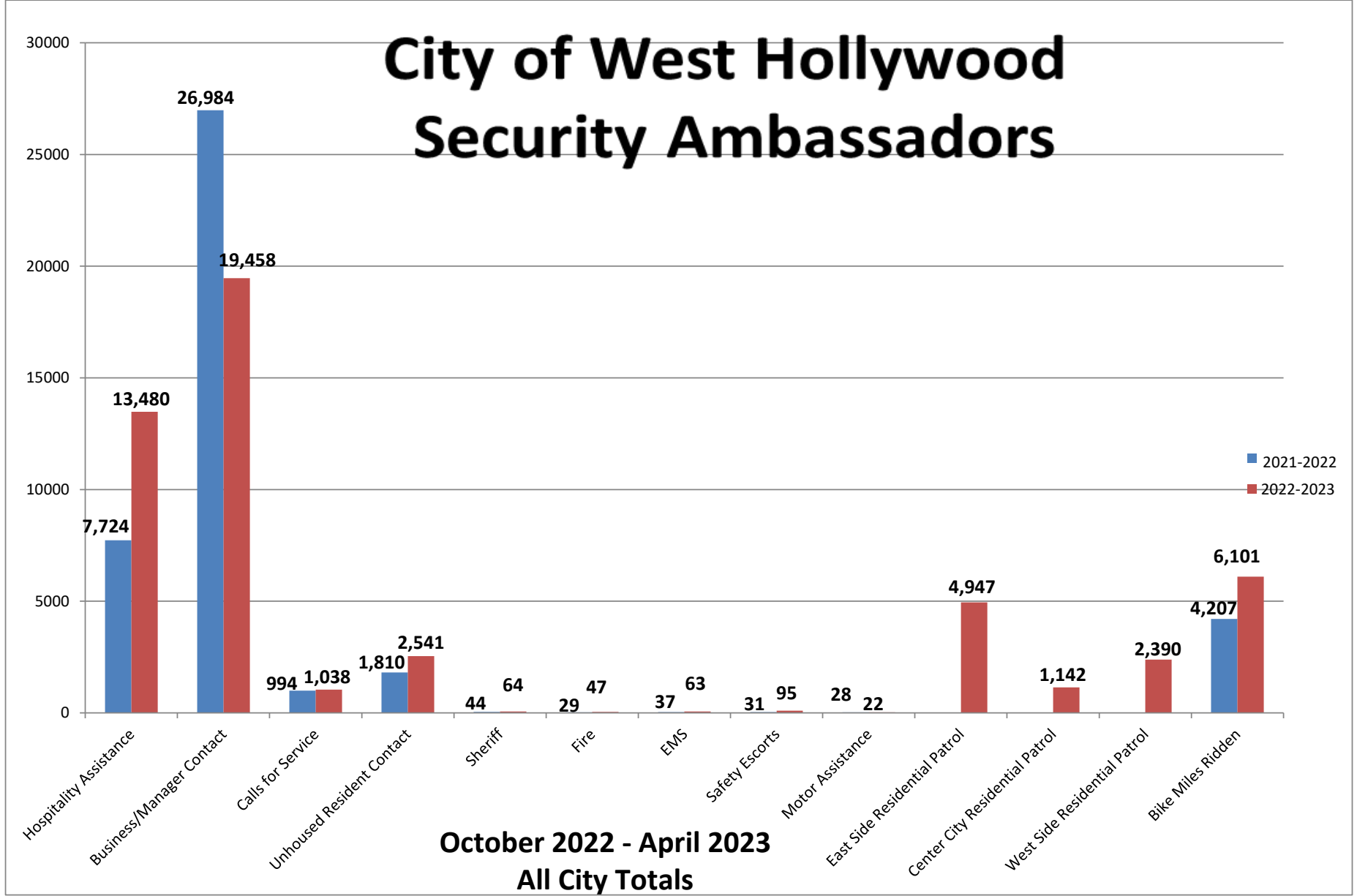
Date: May 15, 2023

Re: Item 5.B. – SEMI-ANNUAL COMMUNITY SAFETY UPDATE

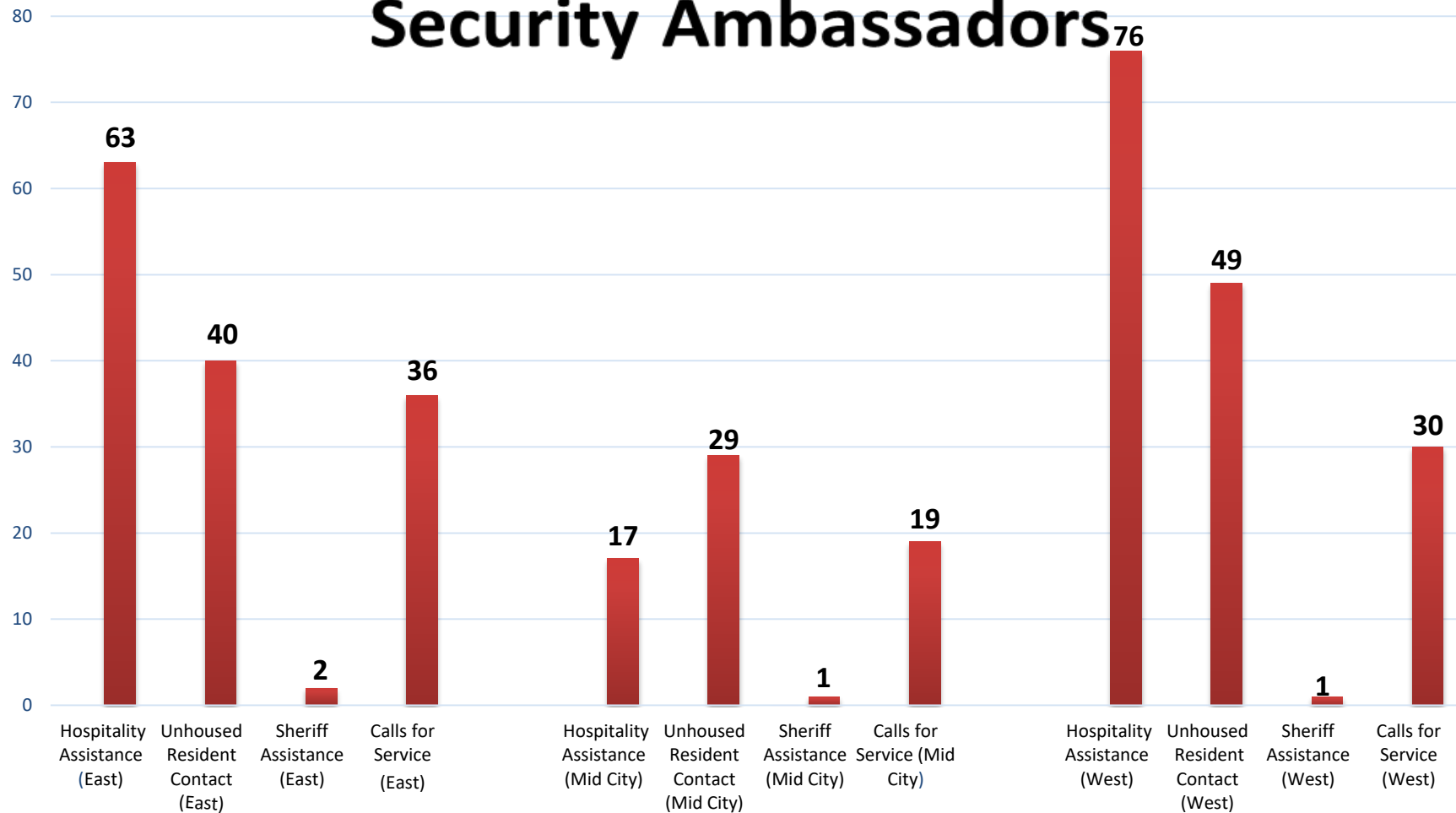
Staff received an inquiry regarding the reasoning for recommendation number two to confirm citywide community safety contract staffing levels and is also providing corrections to Attachment C – Block By Block Security Ambassador Report.

Recommendation two in the staff report stems from the direction staff received from the City Council last year as part of the Semi-Annual Community Safety Update to return with a report and data for the City Council to review and determine community safety contract staffing levels.

City of West Hollywood Security Ambassadors

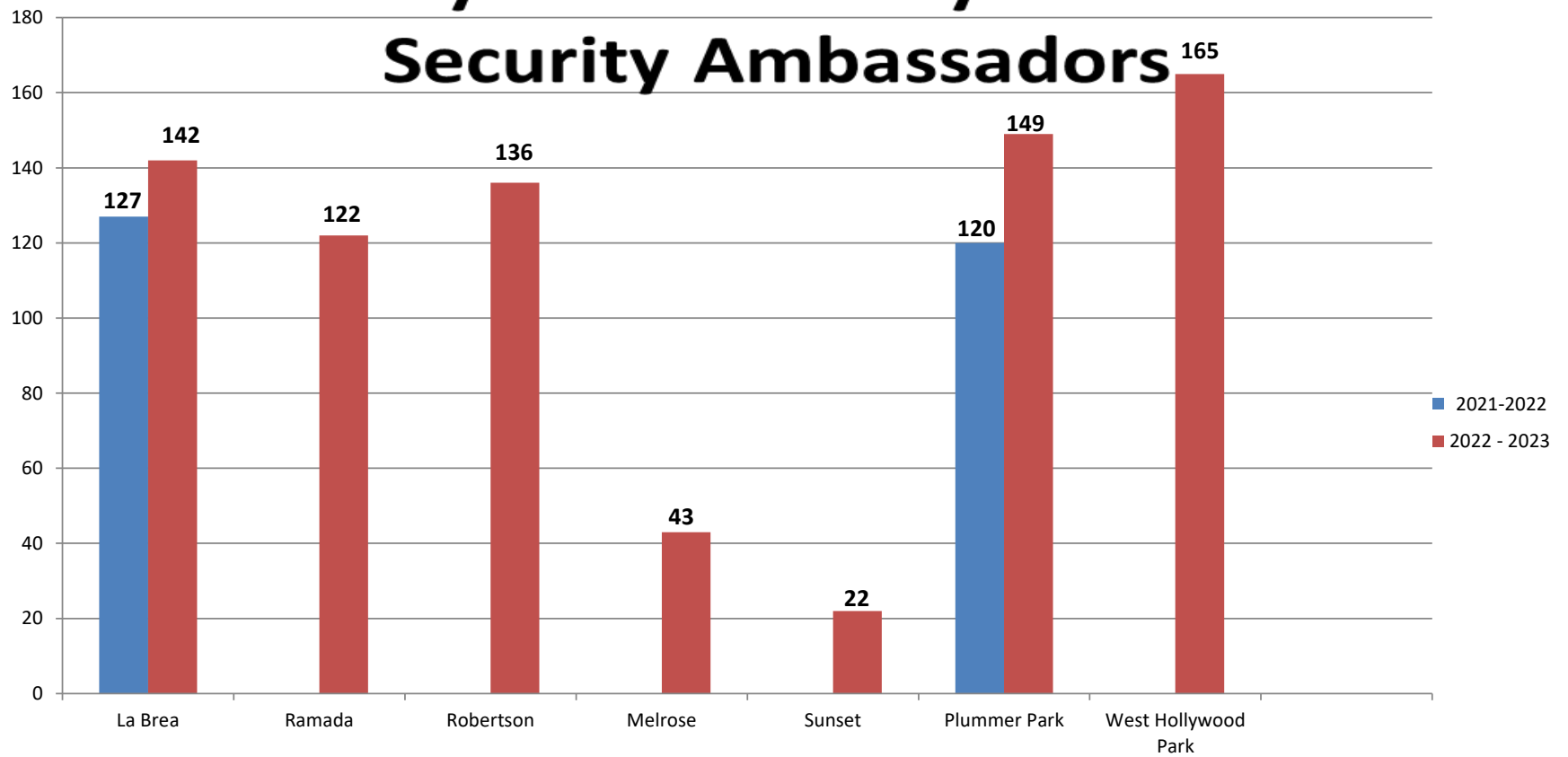


City of West Hollywood Security Ambassadors



Residential Totals / October 2022 - April 2023

City of West Hollywood Security Ambassadors



Kiosk Contacts / October 2022 - April 2023

Alyssa Poblador

From: Alyssa Poblador
Sent: Monday, May 15, 2023 10:31 AM
To: CMD Council Members; David Wilson; Oscar Delgado; Jackie Rocco; Lauren Langer
Cc: Melissa Crowder; Lourdes Morales; Danny Rivas; Bill Moulder - LASD; Drew Smith - LACoFD; Christof Schroeder; Corri Planck; Leslie Isenberg
Subject: Public Comment Correspondence for Item 5.B. on the 5/15/23 City Council Agenda
Attachments: May 15th Agenda re Security Ambassadors.pdf; Re Public Comment ...pdf; Public Comments for City Council Meeting 5.15.23.pdf; Public Safety Concern.pdf; 5B SEMI-ANNUAL COMMUNITY SAFETY UPDATE.pdf; City council May 15,2023 Public Comment.pdf

Good morning Mayor, Mayor Pro Tempore, and City Councilmembers:

Attached please find public comment correspondence received relating to Item 5.B. on the May 15, 2023 City Council Meeting Agenda.

5.B. SEMI-ANNUAL COMMUNITY SAFETY UPDATE

Thank you.

Alyssa T. Poblador *(she/her)*

Administrative Specialist IV | City Clerk's Office

City of West Hollywood

8300 Santa Monica Blvd.

West Hollywood, CA 90069

☎: 323.848.6409 | ✉: apoblador@weho.org

Alyssa Poblador

From: Manny Rodriguez <manny205@aol.com>
Sent: Sunday, May 14, 2023 9:31 AM
To: City Council Web Email Address; Public Comment
Cc: Melissa Crowder; Danny Rivas; David Wilson; Jackie Rocco; Bill Moulder - LASD
Subject: 5B: SEMI-ANNUAL COMMUNITY SAFETY UPDATE

CAUTION - EXTERNAL SENDER. Please do not click links or open attachments unless you recognize the source of this email and know the content is safe.

Dear Madam Mayor and Council Members,

Although April 2023 shows an increase to 213 Part 1 Crimes, the staff analyze indicates that the presence of law enforcement (Sheriffs) continues to be the most effective way to fight crime, make arrests and deter bad behavior in our city.

Although the presence of hospitality Ambassadors does have a place in our community, the report before you does not describe them as an effective public safety tool nor is there any mention that residents and visitors see them as a significant authority that deters crime.

Hence, last year's expansion to 30 additional Ambassadors needs to be reevaluated in the upcoming budget discussion.

I encourage the council to consider proven methods of effective law enforcement and reinstate a full roster of 68 Sheriff Deputies in the 2023-24 city budget.

Respectfully,

Manny Rodriguez
West Hollywood

Alyssa Poblador

From: Blaivas <photoop13@aol.com>
Sent: Monday, May 15, 2023 10:00 AM
To: Public Comment
Subject: City council May 15,2023 Public Comment

CAUTION - EXTERNAL SENDER. Please do not click links or open attachments unless you recognize the source of this email and know the content is safe.

Dear Mayor Shyne and City Council members,
I am out of town and therefore unable to attend the city council meeting this evening to express my concerns in person.

Public safety!
Google defines the meaning of public safety in this way:

Legal scholars define public safety as “the protection of the general public,” and they reference groups like police officers and firefighters as Public Safety Officers. Many governments form their policies on this idea of protecting people's physical welfare.

I no longer feel as safe in our city as I once did. Yes, crime has gotten worse nationally, so what message does it send when our City Council votes to DECREASE our sheriff's? This action speaks volumes. And in my opinion, we need MORE certainly not less!

I do value the our Block by Block ambassadors however, they are not nor can they be a replacement...no matter how many more you hire....for police officers. At best, under many circumstances all they can do is what you or I would, and call 911.

I will say again that especially given the current climate of rampant hate crime and anger in our country, more,more,more police presence NOT less, please.

Respectfully,
Cathy Blaivas

Alyssa Poblador

From: racinglex2@gmail.com
Sent: Monday, May 8, 2023 10:32 AM
To: Public Comment
Subject: May 15th Agenda re Security Ambassadors

Some people who received this message don't often get email from racinglex2@gmail.com. [Learn why this is important](#)

CAUTION - EXTERNAL SENDER. Please do not click links or open attachments unless you recognize the source of this email and know the content is safe.

Please take a serious look around our city and realize the money spent on security ambassadors is a waste and we need to invest that money into a private security like Beverly Hills has and now Santa Monica has hired as well (see article below). We are a city that has so much to offer and rely on tourism for a lot of our income. I want to feel safe walking in my city as being a homeowner for 19 years that was the main reason I moved to West Hollywood.

<https://wehoville.com/2023/05/04/downtown-santa-monica-fires-security-ambassadors/>

Thank you for your time,

Alexis

Alyssa Poblador

From: Jim Banks <banks90069@yahoo.com>
Sent: Sunday, May 14, 2023 4:40 PM
To: Public Comment
Cc: Bobbie Edrick; Rebecca Damavandi <rebecca@damavandi.com>
Subject: Public Comments for City Council Meeting 5/15/23

CAUTION - EXTERNAL SENDER. Please do not click links or open attachments unless you recognize the source of this email and know the content is safe.

Please read aloud and make part of the public record:

Dear Mayor and City Councilmembers,

As captains of the Norma Triangle Neighborhood, we receive more communication from residents concerned about crime than any other issue. While most agree that having extra eyes on the street is never a bad thing, "security ambassadors" are no substitution for well trained, armed officers with the authority to arrest.

With crime what it is today, many feel unsafe walking our city streets. The residents in our neighborhood (like with most other neighborhoods within the city) demand that the number of sheriffs deputies be restored to pre-pandemic levels at the very least - an increase in numbers is what most are asking for. Doing this would be a great step in restoring the community's faith that our council prioritizes public safety, which should be your number one priority - **always**.

Regards,
Bobbie Edrick & Jim Banks
Captain & Co-captain
Norma Triangle Neighborhood

Alyssa Poblador

From: David Wood <david@davidwoodinsurance.com>
Sent: Sunday, May 14, 2023 11:44 AM
To: Public Comment
Subject: Public Safety Concern

Some people who received this message don't often get email from david@davidwoodinsurance.com. [Learn why this is important](#)

CAUTION - EXTERNAL SENDER. Please do not click links or open attachments unless you recognize the source of this email and know the content is safe.

Honorable Councilmembers,

As a homeowner residing on Orlando Ave, the recent armed robbery “just up the street” at Café LA Boehme sent a shiver up my spine as it could have happened to me, or one of my neighbors. This event, as well as the recent intentional vehicle assault at Santa Monica and San Vicente make me feel very unsafe in a city that used to be safe haven for everyone.

Perception is reality. West Hollywood feels unsafe. West Hollywood is a destination city for people from all over the world. More events like these could turn off the spigot of tourists that are the lifeblood of the City.

The recent hiring of ambassadors over real law enforcement professionals hasn't made anyone feel safer. Although this move was well intentioned, I deem it a waste of money and a failure.

I fully support the hiring of more deputies to at least the 68-officer level with the caveat this is not a blank check to LACSD. I also fully support regular budgetary reviews to make sure our money is being used to its fullest effect.

Regards,

David Wood

West Hollywood Business Owner
West Hollywood Adjacent Resident
Board Chair of the West Hollywood Chamber of Commerce

Note these opinions reflect my personal feelings and do not necessarily reflect the position of the West Hollywood Chamber of Commerce.



david wood
310.617.0075 mobile
424.542.7000 direct
616 1/2 N Doheny Dr
West Hollywood, CA 90069



The best compliment you can give is a good review, please share one here: [DWI Google Review](#)

Alyssa Poblador

From: Yola D <mrz.wiggles46@gmail.com>
Sent: Monday, May 15, 2023 12:23 AM
To: City Council Web Email Address; Melissa Crowder; Public Comment
Cc: Alyssa Poblador; Chelsea Byers; Danny Rivas; David Wilson; Jackie Rocco; John Erickson; John Heilman; Lauren Meister; Lourdes Morales; Oscar Delgado; Sepi Shyne; Bill Moulder - LASD
Subject: Re: Public Comment ..

CAUTION - EXTERNAL SENDER. Please do not click links or open attachments unless you recognize the source of this email and know the content is safe.

Good Evening Mayor, Council, and Guests:

Our city used to be a "Safe Haven," accessible and safe for persons with disAbilities and seniors to traverse our walkable city without fear. Things have changed and this is no longer the case. Many residents like me are concerned to go out to even shop WeHo, we miss important meetings that are not televised, and activities that might enrich our lives. Our city of firsts has failed the residents and businesses of this city the day our WHLASD was cut.

Being a destination city for many tourists and weekend party-goers, our size more than doubles making law enforcement and community safety challenging for even a schooled professional. Our Block by Block has its place as "Ambassadors," but they are not trained to diffuse the recent criminal activities we've seen here.

Our residents and businesses need and deserve all of our WHLASD Deputies and Support Staff reinstated. With their training our WeHo Deputies are eminently qualified to once again make our city a safe destination for tourists and a community where safety for residents comes first!

Respectfully submitted,

Yola Dore'
30+ year resident

Cc:
Melissa Crowder
Lourdes Morales
Alyssa Poblador

Alyssa Poblador

From: Alyssa Poblador
Sent: Monday, May 15, 2023 1:07 PM
To: CMD Council Members; David Wilson; Oscar Delgado; Jackie Rocco; Lauren Langer
Cc: Melissa Crowder; Lourdes Morales; Danny Rivas; Bill Moulder - LASD; Drew Smith - LACoFD; Christof Schroeder; Corri Planck; Leslie Isenberg
Subject: Public Comment Correspondence for Item 5.B. on the 5/15/23 City Council Agenda
Attachments: 5.15.23 CC ITEM 5-B SEMI ANNUAL COMMUNITY SAFETY UPDTE.pdf; 5.15.23 CC GENERAL PUBLIC COMMENT.pdf

Good afternoon Mayor, Mayor Pro Tempore, and City Councilmembers:

Attached please find additional public comment correspondence received relating to Item 5.B. on the May 15, 2023 City Council Meeting Agenda.

5.B. SEMI-ANNUAL COMMUNITY SAFETY UPDATE

Thank you.

Alyssa T. Poblador *(she/her)*
Administrative Specialist IV | City Clerk's Office
City of West Hollywood
8300 Santa Monica Blvd.
West Hollywood, CA 90069
☎: 323.848.6409 | ✉: apoblador@weho.org

Alyssa Poblador

From: Melissa Crowder
Sent: Monday, May 15, 2023 10:43 AM
To: Public Comment
Cc: Lynn Russell
Subject: FW: 5.15.23 CC GENERAL PUBLIC COMMENT
Attachments: 5.15.23 CC GENERAL PUBLIC COMMENT.pdf

Melissa Crowder, MMC

she/her/hers – [Why do gender pronouns matter?](#)

City Clerk

City of West Hollywood

8300 Santa Monica Blvd.

West Hollywood, CA 90069

P: 323.848.6356 | F: 323.848.6563 | E: mcrowder@weho.org

www.weho.org

From: Lynn Russell <lenabydesign@me.com>
Sent: Monday, May 15, 2023 10:39 AM
To: Melissa Crowder <MCrowder@weho.org>
Cc: City Council Web Email Address <council@weho.org>
Subject: 5.15.23 CC GENERAL PUBLIC COMMENT

CAUTION - EXTERNAL SENDER. Please do not click links or open attachments unless you recognize the source of this email and know the content is safe.

L. Y N. N. R U S S E L L
A R T . A N T I Q U E S . D E S I G N
1360 N. Crescent Heights Blvd., Suite 6-C
Los Angeles, Ca. 90046
lenabydesign@mac.com
T 323.850.8689
F 323.650.5307

L Y N N R U S S E L L
A R T . A N T I Q U E S . D E S I G N

May 15, 2023

WEST HOLLYWOOD CITY COUNCIL
8300 SANTA MONICA BLVD.
WEST HOLLYWOOD, CA. 9069
mcrowder@weho.org
council@weho.org

RE: GENERAL PUBLIC COMMENT

Dear Mayor Shyne and Fellow Council Members,

This is an imperative request that the City Council use their best antennae and judgement to respond to the growing number of outrageous public safety issues recently evidenced throughout West Hollywood. The feeling shared by residents and visitors is one in which **THEY DO NOT FEEL SAFE IN OUR CITY** given unpredictable individuals and events.

This represents failure to be equipped with appropriate personnel, trained in traditional law enforcement methods. While a law enforcement agency such as the LASD LA Sheriff's Department West Hollywood contingent may improve their methodology, the reduction in the number of deputies was neither reasonable or intelligent. It was further exacerbated by the installation of Security Ambassadors who appear unsuitable in both experience and temperament unable to offset the reduction of deputies.

Now is not the time to be dabbling in alternatives and a wishy-hopey agenda and that lacks serious intent. **INDIVIDUALS SEEKING CRIMINAL OPPORTUNITIES SEE A WELCOME MAT IN WEST HOLLYWOOD.** The community expects and deserves the quality of attention and action provided by our Fire Department who are are not controlled by bureaucratic weight but are alert and anticipate action at any moment.

1360 NORTH CRESCENT HEIGHTS BOULEVARD, LOS ANGELES, CA 90046
SUITE 6-C
lenabydesign@mac.com
323.850.8689

L Y N N R U S S E L L

ART. ANTIQUES.DESIGN

I join many of our neighbors here tonight likewise voicing serious concerns and strongly request restoration of the 68 Sheriff Deputies, requiring them to be available to perform to the standards of our able Fire Department.

***Likewise it would be reasonable if the Council Members could extend serious consideration to several curious items in the Consent Calendar:

2-M: \$350,000 plus expenditure for Decorative Mid City Street Lights in lieu of safe, clean and well lit sidewalks/streets

2-P: \$400,000 for a tent like Shade Structure in West Hollywood Park where actual mature trees, recognizable in park settings should be considered.

2-S: \$2.5 Million additional budget to WEST COAST ARBORISTS dedicated to questionably enhanced tree trimming efforts not to exceed a \$6.5 Million Budget

Cumulatively these represent in excess of \$3.5 million foolishly requested.

Sincerely,

Lynn Russell

1360 NORTH CRESCENT HEIGHTS BOULEVARD, LOS ANGELES, CA 90046
SUITE 6-C
lnabydesign@mac.com
323.850.8689

L Y N N R U S S E L L
A R T . A N T I Q U E S . D E S I G N

My 15, 2023

WEST HOLLYWOOD CITY COUNCIL
8300 SANTA MONICA BLVD.
WEST HOLLYWOOD, CA. 90069
mcrowder@weho.org
council@weho.org

RE: ITEM 5-B SEMI ANNUAL COMMUNITY SAFETY UPDATE

Dear Mayor Shyne and Fellow City Council Members,

While this is a data report that will be delivered to you by current Community Safety Director Danny Rivas, I am compelled to comment on his recent problematic performance at Public Safety Commission on 5.8.23.

Although he may have been well qualified in his previous position in Code Compliance, he appears to lack the scope and immediacy necessary for his current position. Viewing the video of the meeting it is easy to see that he was neither respectful or supportive of the Public Safety Commissioners and gave short shrift to their timely requests by offering predictably evasive and bureaucratic responses. Remarks such as scheduling issues and staff reduction due to upcoming Pride were unwarranted This does not serve the community well as it appears evasive and unresponsive to serious matters.

Presumably the Public Safety Commission should be the antennae for providing concerns of the community and are not well served by such bureaucratic performance.

Sincerely,

Lynn Russell

1360 NORTH CRESCENT HEIGHTS BOULEVARD, LOS ANGELES, CA 90046
SUITE 6-C
lenabydesign@mac.com
323.850.8689

Alyssa Poblador

From: Alyssa Poblador
Sent: Tuesday, May 16, 2023 9:47 AM
To: CMD Council Members; David Wilson; Oscar Delgado; Jackie Rocco; Lauren Langer
Cc: Melissa Crowder; Lourdes Morales; Danny Rivas; Bill Moulder - LASD; Drew Smith - LACoFD; Christof Schroeder; Corri Planck; Leslie Isenberg
Subject: Public Comment Correspondence for Item 5.B. on the 5/15/23 City Council Agenda
Attachments: Please support.pdf; CC Agenda 5B.pdf; For tonight's meeting 5.15.2023 Item 5.B MY COMMENTS.pdf; FW.pdf

Good morning Mayor, Mayor Pro Tempore, and City Councilmembers:

Attached please find additional public comment correspondence received after yesterday's comment period close relating to Item 5.B. on the May 15, 2023 City Council Meeting Agenda.

5.B. SEMI-ANNUAL COMMUNITY SAFETY UPDATE

Thank you.

Alyssa T. Poblador *(she/her)*
Administrative Specialist IV | City Clerk's Office
City of West Hollywood
8300 Santa Monica Blvd.
West Hollywood, CA 90069
☎: 323.848.6409 | ✉: apoblador@weho.org

Alyssa Poblador

From: Genevieve Morrill <gmorrill@wehochamber.com>
Sent: Monday, May 15, 2023 2:03 PM
To: Sepi Shyne; John Heilman; John Erickson; Lauren Meister; Chelsea Byers
Cc: Melissa Crowder; Alyssa Poblador; David Wood; Public Comment; David Wilson; Jackie Rocco; Danny Rivas
Subject: CC Agenda 6E and 5B
Attachments: 1987_PRIME_FEATURE_WEHO CARNAVAL_photo from LA TIMES.jpg; Hallloween letter from Chamber .pdf; Public Saftey letter from Chamber .pdf

CAUTION - EXTERNAL SENDER. Please do not click links or open attachments unless you recognize the source of this email and know the content is safe.

Hello Mayor and Councilmembers,
Look forward to seeing you tonight.
Please see our letters regarding Public Safety and Halloween.
Appreciate your leadership and consideration.
Best regards,
Gen

Genevieve Morrill (she, her, hers)
President and CEO
West Hollywood Chamber of Commerce
8272 Santa Monica Boulevard
West Hollywood, CA 90046
323-650-2688
Gmorrill@wehochamber.com
Wehochamber.com

May 15, 2023

RE: Agenda #5.B. – PUBLIC SAFETY

Dear Mayor, Mayor pro Tempore, and City Councilmembers.

We applaud the Sheriff's and the Public Safety team under Danny Rivas' leadership and thank them for their tireless efforts in keeping the community safe. But tonight, we are here to seek your support to provide more resources to address our public safety concerns and to help combat the challenges we face – whether perception or reality.

Another report on the statistics of public safety showing whether crimes in various levels are up or down each month does not reflect the way the community is feeling, nor the reality of a safe environment. Instead, the actions taken have been generally the same as we had in previous years. Apart from moving money from one bucket to another to accommodate both law enforcement and community ambassadors, we are simply re-jiggering the same formula for a very different environment. The situation requires a new radical approach and made an urgent and immediate issue of concern for our businesses and residents.

When I spoke last Council meeting it was to express the urgency of finding all resources available to address this perception of feeling unsafe, and the reality that some have experiences which are frightening and leave them feeling vulnerable to going out in public. There are many things that can be done to create a feeling of safety and security, whether it be installing more lighting, motion sensors, signage, cameras, and most importantly, more boots on the ground.

Please do everything in your power and add every available resource to our public safety arsenal to make this community feel safer!

Thank you for your consideration and attention to our concerns.

Sincerely,
Genevieve Morrill



President & CEO

Alyssa Poblador

From: Rory Barish <n2swimng@aol.com>
Sent: Monday, May 15, 2023 3:54 PM
To: City Council Web Email Address
Cc: Public Comment
Subject: For tonight's meeting 5/15/2023 Item 5.B MY COMMENTS

Some people who received this message don't often get email from n2swimng@aol.com. [Learn why this is important](#)

CAUTION - EXTERNAL SENDER. Please do not click links or open attachments unless you recognize the source of this email and know the content is safe.

I am very disillusioned that deputies have been cut when crime is still so high and still exists. To be told by some councilmembers that crime went down, justifying the cut in deputies, is not logical. If indeed crime has gone down (although it does not appear to be the case), it still is rampant nonetheless.

I spoke with a Security Ambassador on my block the other night and we spoke about the incident that happened at San Vicente and Santa Monica Blvd that was caught on the news. He said that yes, it appeared that the Ambassadors were standing there doing nothing but he also told me that they are instructed to not get involved. The Sheriffs need to be called when there are incidents such as these. We also talked about the man with the assault rifle outside La Boheme Restaurant. He said that gangs and thugs know that the Ambassadors are unarmed because it was announced on the news so really they are not a deterrent to them at all. So what use are Ambassadors I asked? He just gave me a smile and shrugged.

He said that they are just bodies there to maybe deter an incident before it happens but that they need to be there in addition to the Sheriff's and not in place of them. He said that none should have been cut and that we agreed we need even more. So in theory, I could get one of those jackets and just stand there waiting to see if something will happen or not and I would be just as effective...or ineffective.

Councilmembers, bring back the deputies, who have been cut and add more. Nobody feels safe in West Hollywood anymore and this is a shame. It used to feel like a very safe place to live.

Rory Barish
West Hollywood Resident
1416 Havenhurst Drive

Alyssa Poblador

From: Melissa Crowder
Sent: Tuesday, May 16, 2023 9:23 AM
To: Alyssa Poblador
Subject: FW:

Melissa Crowder, MMC

she/her/hers – [Why do gender pronouns matter?](#)

City Clerk

City of West Hollywood

8300 Santa Monica Blvd.

West Hollywood, CA 90069

P: 323.848.6356 | F: 323.848.6563 | E: mcrowder@weho.org

www.weho.org

From: Susan Markheim <[REDACTED]>
Sent: Monday, May 15, 2023 9:35 PM
To: Melissa Crowder <MCrowder@weho.org>
Subject: Fwd:

CAUTION - EXTERNAL SENDER. Please do not click links or open attachments unless you recognize the source of this email and know the content is safe.

Please have them post this version. Thank you

Please do not post my email address. Thank you

Dear WEHO City Council,

I've lived in WEHO for over 30 years and have always felt safe until recently. If you are following social media, you will see that most of the concerns about living in WEHO is about safety and lack of WEHO Sheriff Deputies and how helpless the Security Ambassadors are when it comes to serious crimes that put us citizens in danger if the Sheriff can't back them up. People are afraid to walk their dogs, afraid to walk in the neighborhood, the Sheriff's response time is very slow, and I am convinced it's because we don't have enough Deputies on duty.

I know that Santa Monica recently eliminated their Security Ambassadors and increased their police force. I know that Beverly Hills also have increased their police force and added private security. Why can't we do the same?

Since we are such a diverse community, we should be even more concerned about the safety of our citizens with all the hate crimes, racism happening in this country. It's just a matter of time before it gets worse unless we do something about it in our community! Our LGBT citizens are especially at risk, and we need to protect them, as well as the Jewish, Latin, Black, Asian, Russian, Persian, Iranian citizens, etc.

I want to believe that you have our interest here and will do the right thing and put a budget in place to provide more Sheriff Deputies to protect us in your next board meeting!

Best
Susan Markheim
Resident of WEHO for over 30 years.

Footage showing the Security Ambassadors doing nothing!
<https://wehoville.com/2023/04/24/security-ambassadors-look-motorists-brawl-san-vicente/#:~:text=A%20video%20circulating%20on%20social,West%20Hollywood's%20public%20safety%20arsenal.>

Footage of suspects carrying AK-47s robing couple near La Boheme
<https://wehoville.com/2023/04/26/breaking-suspects-carrying-ak-47s-rob-couple-near-la-boheme/>

Alyssa Poblador

From: David Cooley <David@abbeyusa.com>
Sent: Monday, May 15, 2023 5:05 PM
To: Public Comment; Sepi Shyne; John Erickson; Chelsea Byers; John Heilman; Lauren Meister; David Wilson
Subject: Please support 🙏🙏

CAUTION - EXTERNAL SENDER. Please do not click links or open attachments unless you recognize the source of this email and know the content is safe.

Dear Mayor and City Council Members, I really wanted to be at the meeting tonight and unfortunately can not attend. On May 23rd The Abbey has its 32 year anniversary. And double that number is my age 😞. I realize I have spent half of my life on the corner of Robertson and SM Blvd. Lord !!! On tonight's agenda there are two very important agenda items that I ask you give your support on.

Please support to bring back the Entertainment Policing Sargent and restore the two deputies that were cut in December of 2022 and the Deputy cut in 2020. We need them back as we have witnessed from the media the crimes in our city. Security Ambassadors are ineffective when crimes are happening right in front of them. We need actual trained law enforcement to keep our city safe. After speaking with Captian Moulde several times he and his Sheriffs can bring our safety back to our city. Please listen to the residents who voted you in and you represent that we want our city safe and want the Sheriffs back. Pleas support your residents and our Sheriffs.

Halloween !!! We all want it back. West Hollywood without Halloween is like New Orleans without Mardi Gras. Support West Hollywood businesses and bring and support this tradition that has occurred for decades. The city doesn't have to spend so much on stages and entertainment just provide public safety by closing off streets and bring in porta potties for public restrooms. The businesses and the crowd can provide the entertainment

Thank you and appreciate your support on these issues.

With much appreciation,

David

David Cooley
CEO & Founder
The Abbey Food & Bar
The Chapel At The Abbey
Within Weho