

City of West Hollywood

	Calls for Service	Observations	Felony Arrests	Misdemeanor Arrests	Total Arrests	Response Emergency (Time & Incidents)	Response Priority (Time & Incidents)	Response Routine (Time & Incidents)
October 2022	1,748	1,866	67	134	201	3.3 / 91	10.4 / 415	32.3 / 1,111
October 2021	1,798	1,583	54	80	134	3.7 / 96	8.7 / 397	24.3 / 1,271
	Calls for Service	Observations	Felony Arrests	Misdemeanor Arrests	Total Arrests	Response Emergency (Avg. Time)	Response Priority (Avg. Time)	Response Routine (Avg. Time)
Monthly Average 2022	1,799	1,652	55	119	174	3.6	9.7	30.2
Monthly Average 2021	1,587	1,767	48	91	139	3.5	8.5	26.2
	Calls for Service	Observations	Felony Arrests	Misdemeanor Arrests	Total Arrests	Response Emergency (Incidents)	Response Priority (Incidents)	Response Routine (Incidents)
Year to Date 2022	17,992	16,515	553	1,185	1,738	868	3,955	13,067
Year to Date 2021	15,868	17,667	475	911	1,386	757	3,054	11,503
Patrol Compliance	103%							

West Hollywood Station

Part 1 Crimes by Reporting District

October 2022

October 2022	West District					City Center				East District			
PART 1 CRIME	0971	0972	0977	0978	0986	0975	0976	0987	0988	0973	0974	0989	CITY TOTAL
HOMICIDE													0
RAPE			2		1	1				1			5
ASSAULT, AGGRAVATED		1	6		1	1	1				2		12
ROBBERY TOTAL	0	1	2	0	2	1	0	0		2	1	1	10
-ROBBERY, ARMED			1							2		1	4
-ROBBERY, STRONG ARMED		1	1		2	1					1		6
BURGLARY TOTAL	0	7	2	0	2	3	0	1	0	0	3	0	18
-BURGLARY, RESIDENCE		2									3		5
-BURGLARY, OTHER STRUCTURE		5	2		2	3		1					13
THEFT TOTAL	0	35	35	0	3	13	5	4	1	11	10	11	128
-GRAND THEFT		10	14		1	4	1	1		3	3	3	40
-VEHICLE BURGLARY		13	5		2	2	1	3	1	1	1		29
-LOCKER													0
-PETTY THEFT		12	16			7	3			7	6	8	59
GTA		2	1		2	3	1			1	3		13
ARSON													0
TOTAL	0	46	48	0	11	22	7	5	1	15	19	12	186

Total: 105

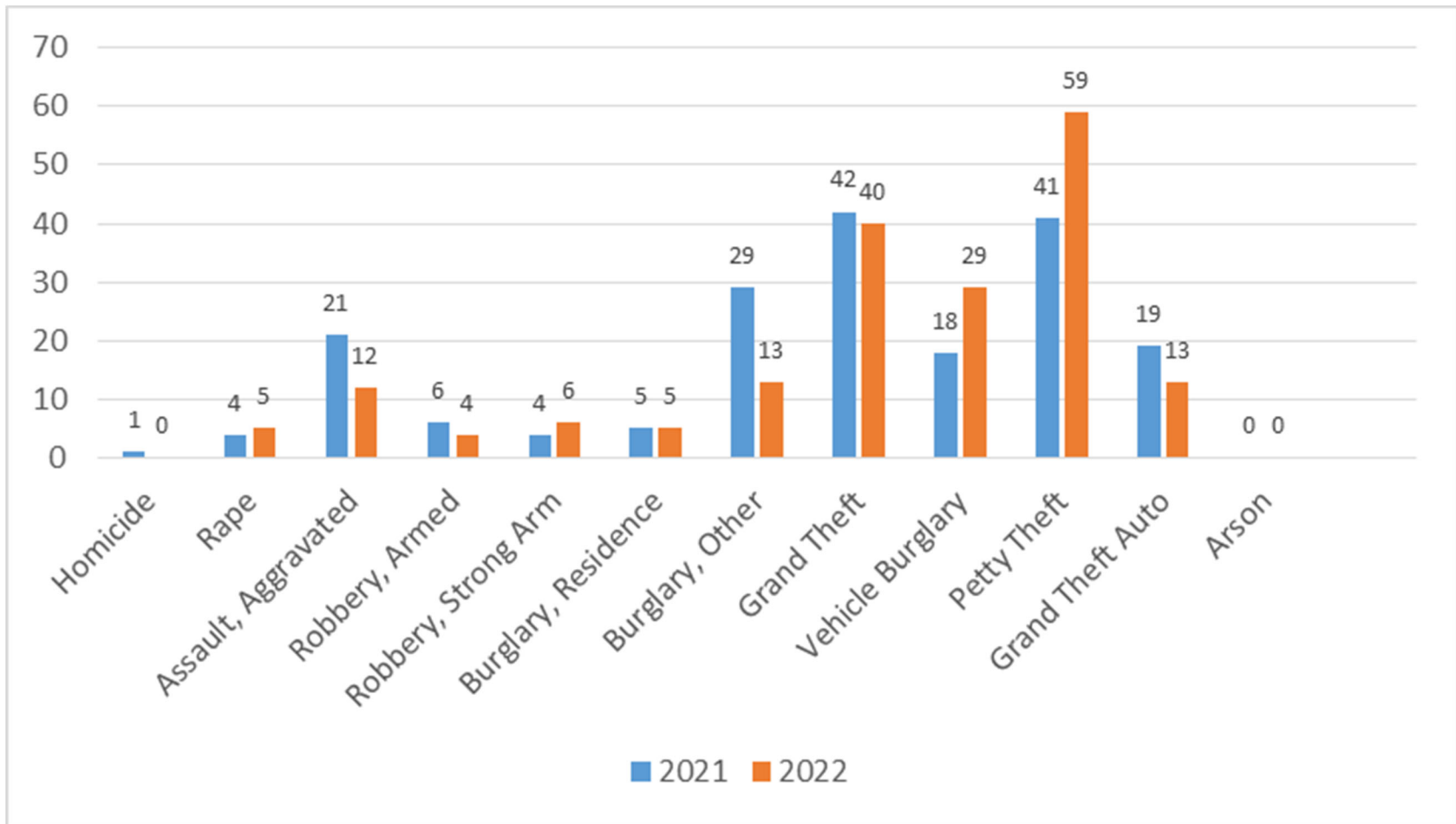
Total: 35

Total: 46

% OF ALL PART 1 CRIME
West District: 56%
City Center: 19%
East District: 25%



West Hollywood – Whole City Part I Crime October 2021 vs. October 2022

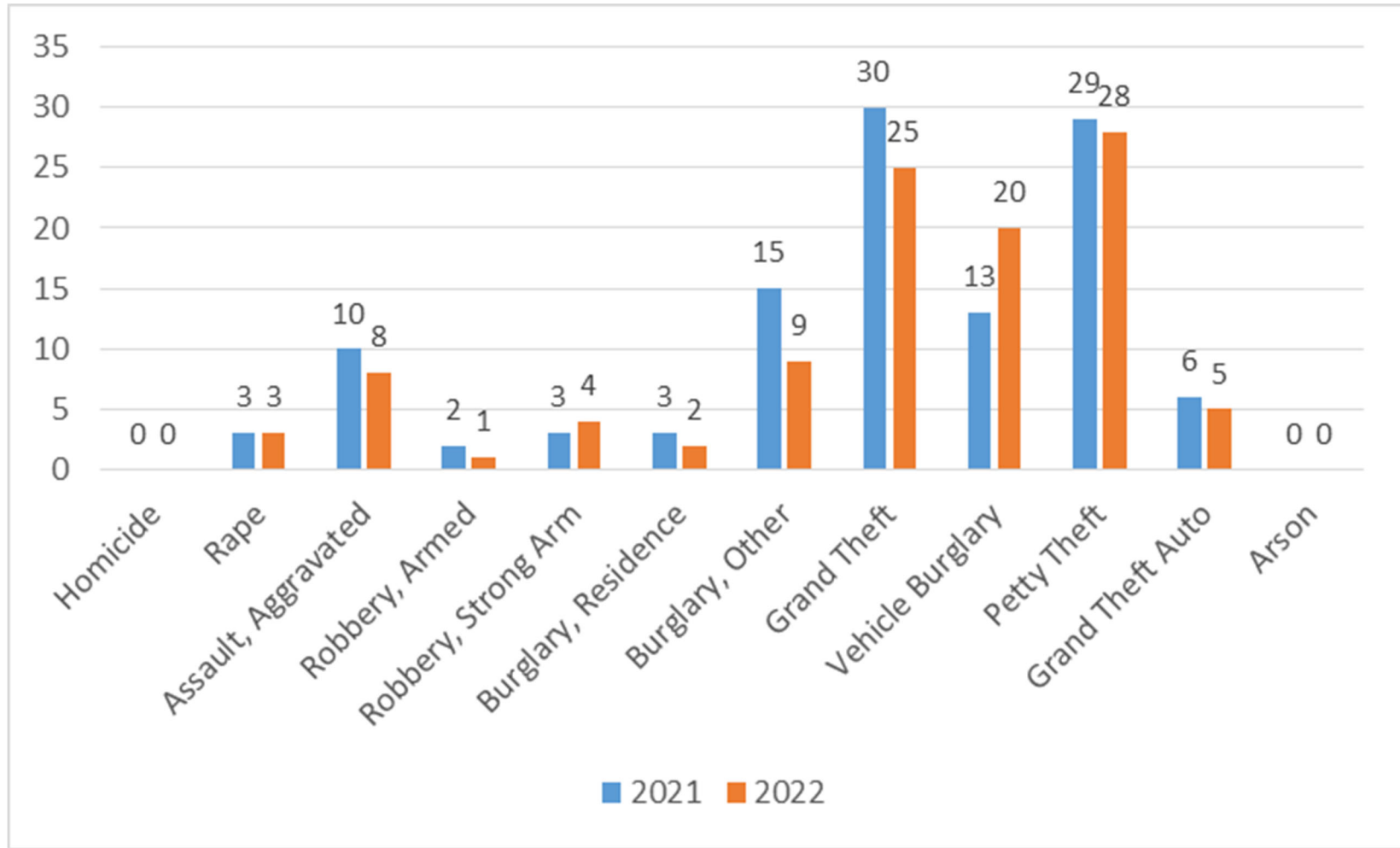


Prepared by WHD/CAU

Stats extracted on 11/08/2022, from LARCIS report 5c. Per UCR rules, Homicide, Rape and Aggravated Assault stats are counted by victim. All other stats are counted by incident.



West Hollywood – West District Part I Crime October 2021 vs. October 2022

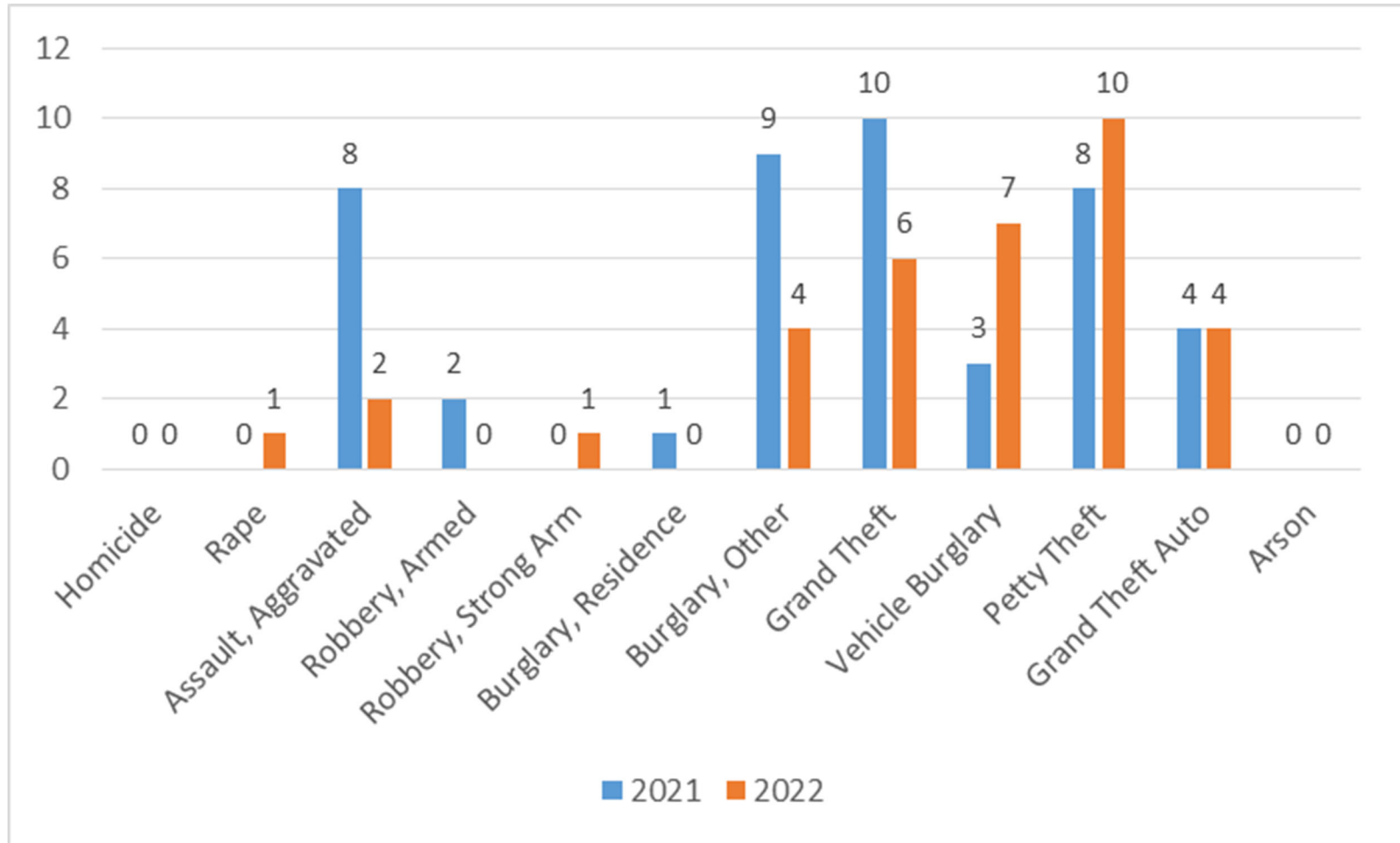


Prepared by WHD/CAU

Stats extracted on 11/08/2022, from LARCIS report 5c. Per UCR rules, Homicide, Rape and Aggravated Assault stats are counted by victim. All other stats are counted by incident.



West Hollywood – City Center Part I Crime October 2021 vs. October 2022

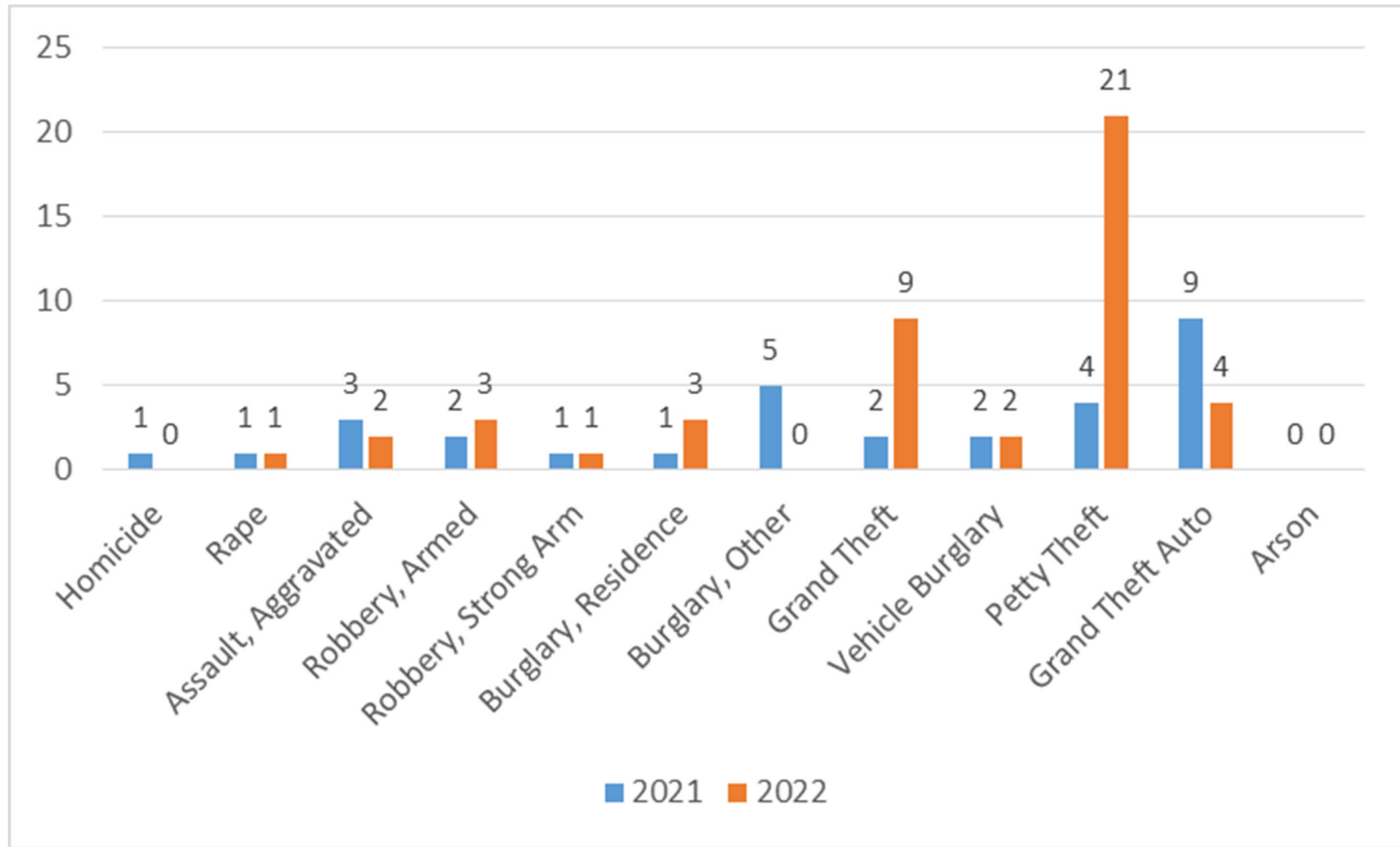


Prepared by WHD/CAU

Stats extracted on 11/08/2022, from LARCIS report 5c. Per UCR rules, Homicide, Rape and Aggravated Assault stats are counted by victim. All other stats are counted by incident.



West Hollywood – East District Part I Crime October 2021 vs. October 2022



Prepared by WHD/CAU

Stats extracted on 11/08/2022, from LARCIS report 5c. Per UCR rules, Homicide, Rape and Aggravated Assault stats are counted by victim. All other stats are counted by incident.

City of West Hollywood
Part II Crimes by District - October 2022

PART II CRIME (October 2022)	WEST	CENTER	EAST	TOTAL
FORGERY	2	0	0	2
FRAUD	15	8	8	31
IDENTITY THEFT	0	0	0	0
SEX OFFENSES - FELONIES	0	0	0	0
SEX OFFENSES - MISDEMEANOR	0	1	0	1
ASSAULT, NON-AGGRAVATED	12	6	1	19
ASSAULT ON PEACE OFFICER	0	0	1	1
DOMESTIC ASSAULT, NON-AGGRAVATED	3	4	4	11
WEAPON LAWS	0	1	2	3
DEFRAUDING INN KEEPER	0	1	0	1
OFFENSES AGAINST FAMILY	0	0	0	0
FELONY SALE CONTROLLED SUBSTANCE	0	0	1	1
UNDER THE INFLUENCE OF NARCOTIC	0	0	1	1
FELONY POSSESSION CONTROLLED SUBSTANCE	1	0	0	1
MISDEMEANOR POSSESSION CONTROLLED SUBSTANCE	3	0	6	9
FOUND NARCOTICS	1	0	1	2
LIQUOR LAWS	0	0	0	0
DRUNK	5	2	1	8
DISORDERLY CONDUCT	1	1	1	3
VAGRANCY	0	0	0	0
GAMBLING	0	0	0	0
DRUNK DRIVING	3	0	0	3
VEHICLE LAWS - MISDEMEANOR HIT AND RUN	12	6	4	22
VEHICLE LAWS - FELONY HIT AND RUN	1	0	1	2
VEHICLE / BOATING LAWS MISDEMEANOR	6	6	18	30
VEHICLE / BOATING LAWS FELONY	0	0	2	2
VANDALISM - MISDEMEANOR	1	1	5	7
VANDALISM - FELONY	8	0	9	17
VANDALISM - GRAFFITI / TAGGING	0	0	1	1
RECEIVING STOLEN PROPERTY	0	0	1	1
FEDERAL OFFENSES	0	0	2	2
FELONIES - MISCELLANEOUS	3	0	2	5
MISDEMEANORS, MISCELLANEOUS: TRESPASSING	0	3	3	6
MISDEMEANORS, MISCELLANEOUS: ALL OTHERS	4	3	4	11
TOTAL	81	43	79	203

**West Hollywood Station
Pickpocket Thefts 2022
Rainbow District**

Month	Pickpocket Thefts	Pickpocket Arrests
JAN	51	2
FEB	86	2
MAR	44	2
APR	24	0
MAY	89	1
JUN	126	8
JUL	30	4
AUG	14	0
SEP	30	0
OCT	26	3
NOV		
DEC		
TOTAL	520	22

DUI STATS FOR THE MONTH OF OCTOBER 2022

DUI ARREST LOCATIONS:

October 1, 2022 – San Vicente Boulevard/Melrose Avenue

October 15, 2022 – 8857 Santa Monica Boulevard

October 29, 2022 – 7543 Santa Monica Boulevard

October 30, 2022 – 8590 Sunset Boulevard

TOTAL DUI ARREST: 4

DATE AND LOCATION OF TRAFFIC COLLISIONS:

October 15, 2022 – 8857 Santa Monica Boulevard

October 30, 2022 – 8590 Sunset Boulevard

DATE AND LOCATION OF TRAFFIC COLLISIONS: 2

PEDESTRIAN/BICYCLISTS STATS FOR THE MONTH OF OCTOBER 2022

VEHICLE VS PEDESTRIANS:

October 22, 2022 – La Cienega Boulevard/Holloway Drive – Time 0643 (Pedestrian at Fault)

P/1 ran into a roadway while attempting to beat the traffic signals – 21950(b) CVC

TOTAL VEHICLE VS PEDESTRIANS: 1

VEHICLE VS BICYCLISTS:

TOTAL VEHICLE VS BICYCLISTS: 0

OCTOBER 2022

26 Cell Phone Pickpockets

- **17 Grand theft**
- **9 Petty theft**
- **3 Suspects arrested for pickpocketing**

**Scooter/E-Bike stats for the month of October
2022.**

ACCIDENTS:

October 17, 2022 – Vehicle vs Electric Scooter – P/1
(vehicle) failed to yield to pedestrian – 21950(a)
CVC

TOTAL: 1

CITATIONS:

TOTAL: 0