

# City of West Hollywood

	Calls for Service	Observations	Felony Arrests	Misdemeanor Arrests	Total Arrests	Response Emergency (Time & Incidents)	Response Priority (Time & Incidents)	Response Routine (Time & Incidents)
February 2022	1,624	1,473	35	61	96	3.1 / 78	7.9 / 305	26.5 / 1,212
February 2021	1,329	1,947	55	82	137	3.7 / 73	9.1 / 212	33.4 / 989
	Calls for Service	Observations	Felony Arrests	Misdemeanor Arrests	Total Arrests	Response Emergency (Avg. Time)	Response Priority (Avg. Time)	Response Routine (Avg. Time)
Monthly Average 2022	1,625	1,446	38	59	97	3.2	8.7	25.5
Monthly Average 2021	1,324	2,087	66	167	233	3.7	8.7	30.7
	Calls for Service	Observations	Felony Arrests	Misdemeanor Arrests	Total Arrests	Response Emergency (Incidents)	Response Priority (Incidents)	Response Routine (Incidents)
Year to Date 2022	3,249	2,892	76	118	194	157	651	2,386
Year to Date 2021	2,648	4,173	131	334	465	140	432	1,993
Patrol Compliance	103.7%							

# West Hollywood Station

## Part 1 Crimes by Reporting District

### February 2022

February 2022	West District					City Center				East District			
PART 1 CRIME	0971	0972	0977	0978	0986	0975	0976	0987	0988	0973	0974	0989	CITY TOTAL
HOMICIDE													0
RAPE		1						1			1		3
ASSAULT, AGGRAVATED		3	5			1				1			10
<b>ROBBERY TOTAL</b>	0	2	3	0	3	0	1	0		2	0	0	11
-ROBBERY, ARMED			1		3		1			1			6
-ROBBERY, STRONG ARMED		2	2							1			5
<b>BURGLARY TOTAL</b>	0	1	2	0	0	3	4	0	0	6	2	0	18
-BURGLARY, RESIDENCE										3			3
-BURGLARY, OTHER STRUCTURE		1	2			3	4			3	2		15
<b>THEFT TOTAL</b>	0	59	54	0	4	18	19	2	1	23	5	6	191
-GRAND THEFT		34	33		2	2	5			2	1	2	81
-VEHICLE BURGLARY		10	9		2	12	10	2	1	6	1	1	54
-LOCKER													0
-PETTY THEFT		15	12			4	4			15	3	3	56
<b>GTA</b>		2	3		1	2	2				3		13
<b>ARSON</b>		1				1				1			3
<b>TOTAL</b>	0	69	67	0	8	25	26	3	1	33	11	6	249

Total: 144

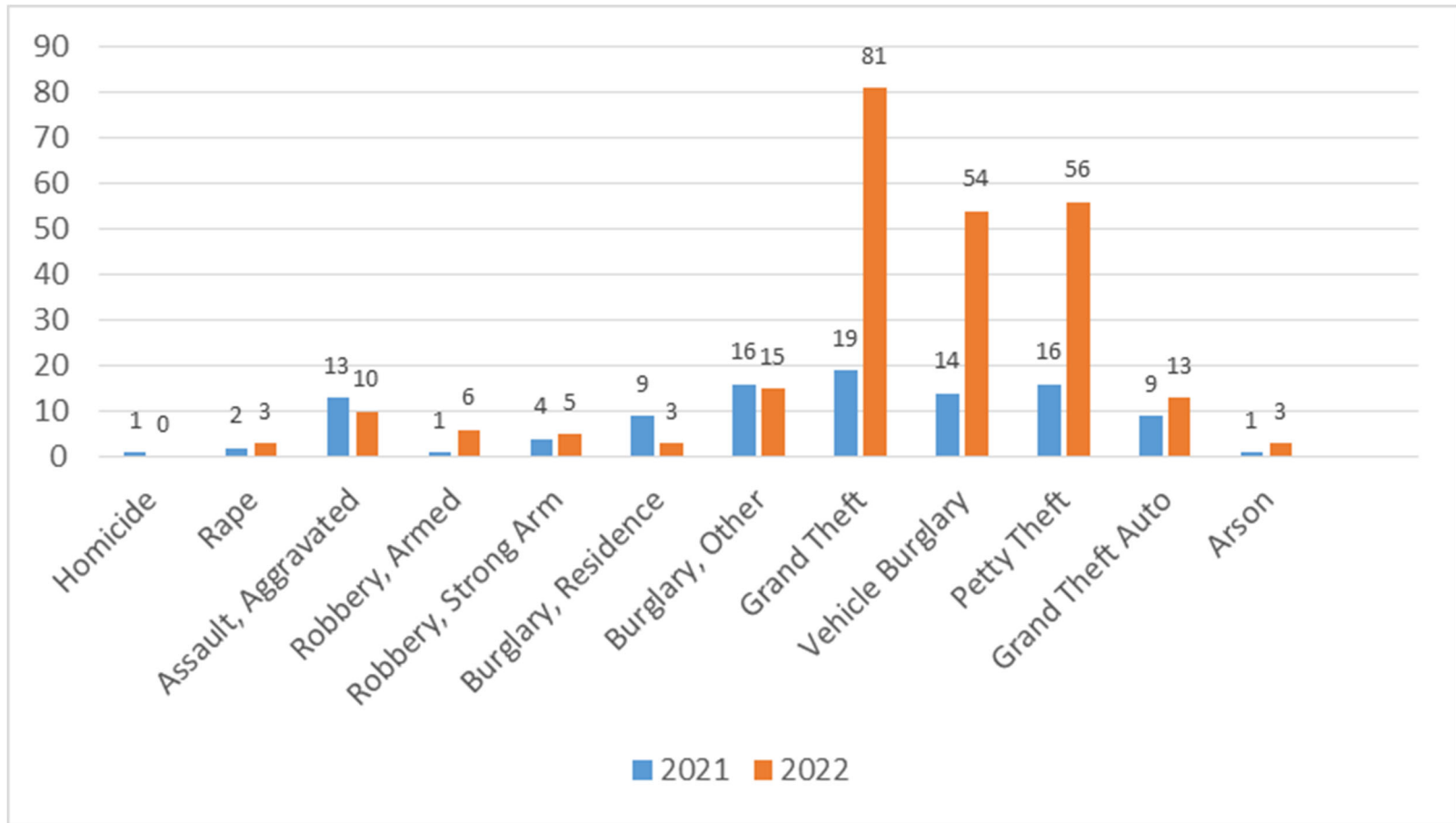
Total: 55

Total: 50

% OF ALL PART 1 CRIME
West District: 58%
City Center: 22%
East District: 20%



## West Hollywood – Whole City Part I Crime February 2021 vs. February 2022

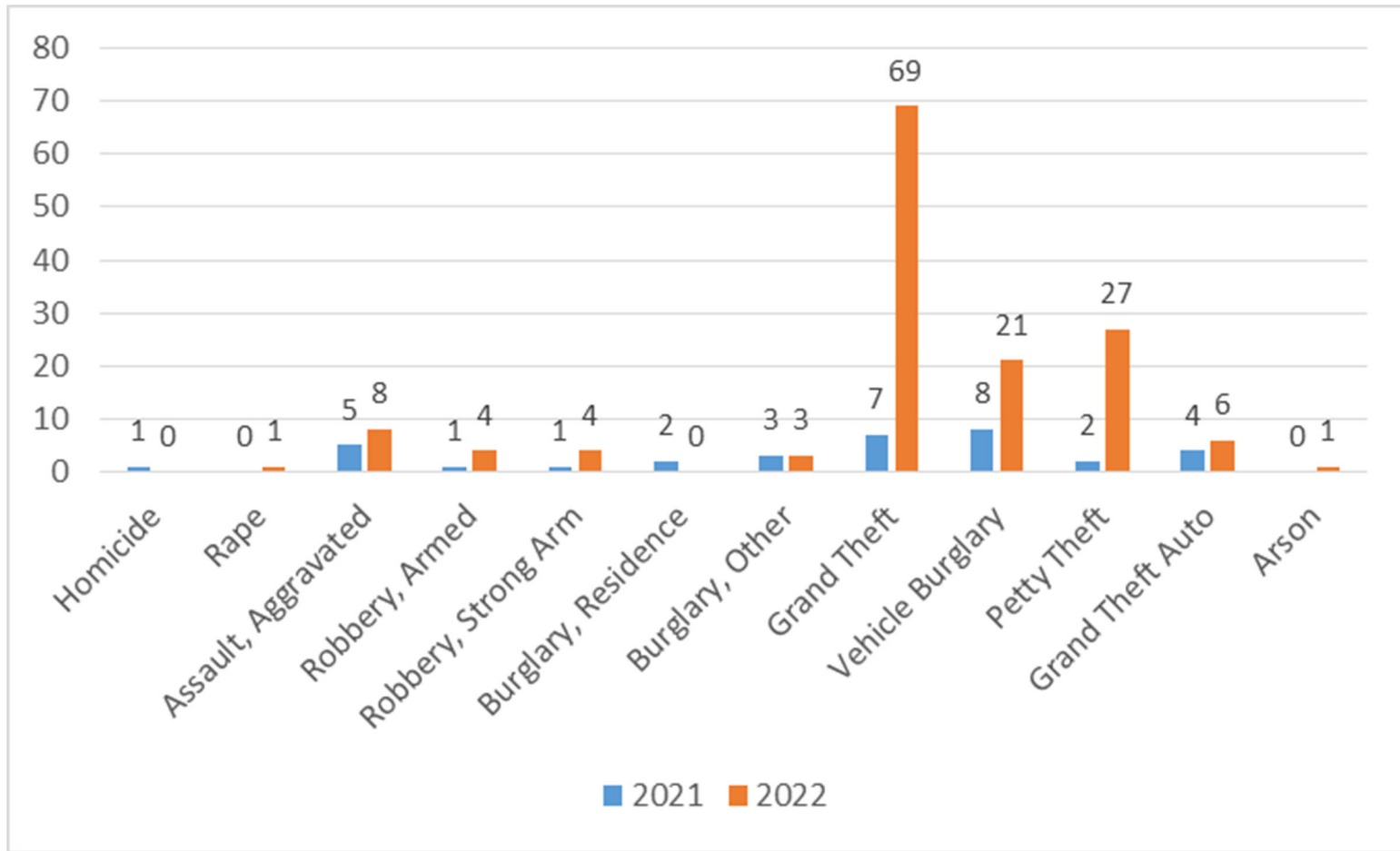


Prepared by WHD/CAU

Stats extracted on 03/09/2022, from LARCIS report 5c. Per UCR rules, Homicide, Rape and Aggravated Assault stats are counted by victim. All other stats are counted by incident.



## West Hollywood – West District Part I Crime February 2021 vs. February 2022

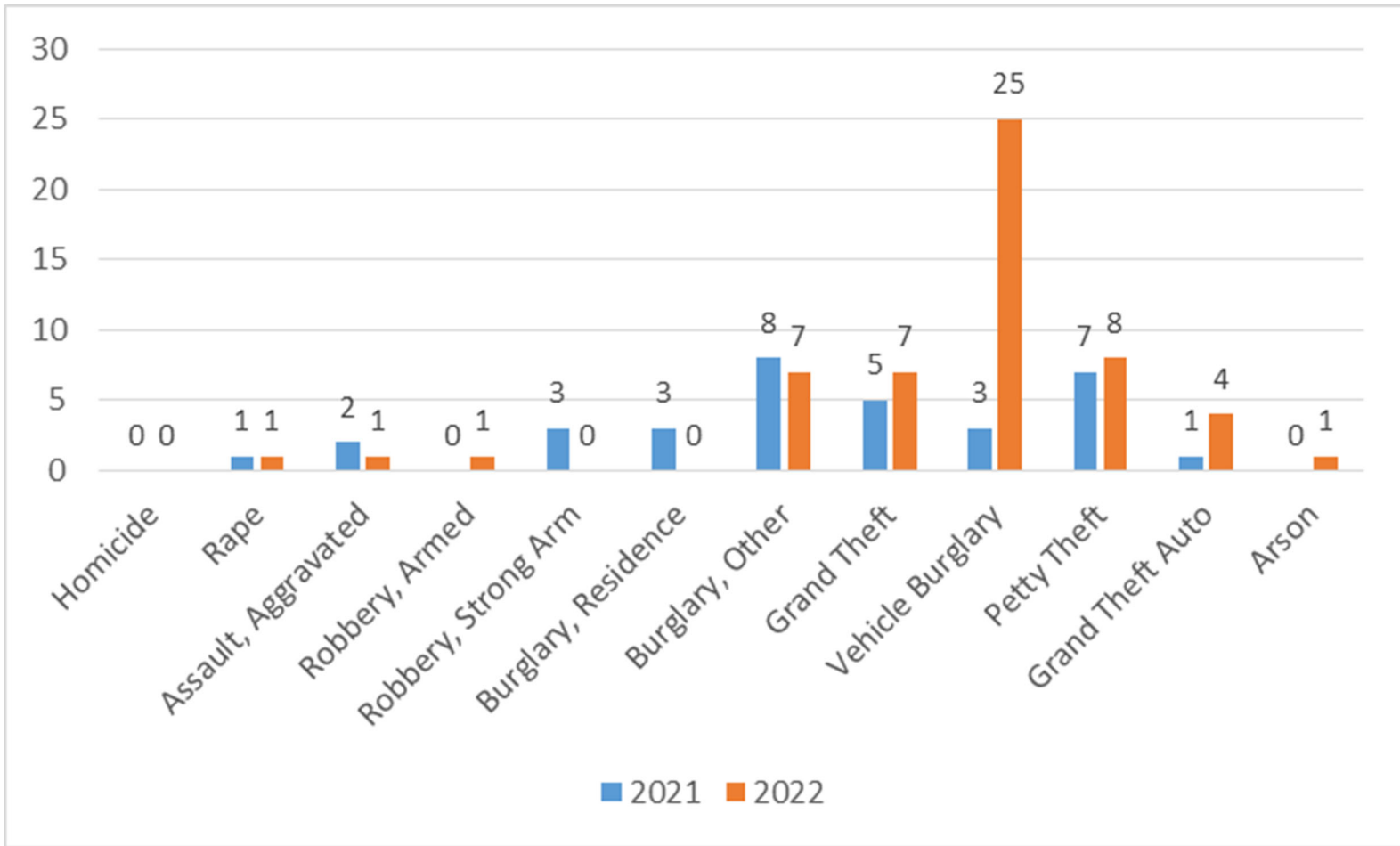


Prepared by WHD/CAU

Stats extracted on 03/09/2022, from LARCIS report 5c. Per UCR rules, Homicide, Rape and Aggravated Assault stats are counted by victim. All other stats are counted by incident.



## West Hollywood – City Center Part I Crime February 2021 vs. February 2022

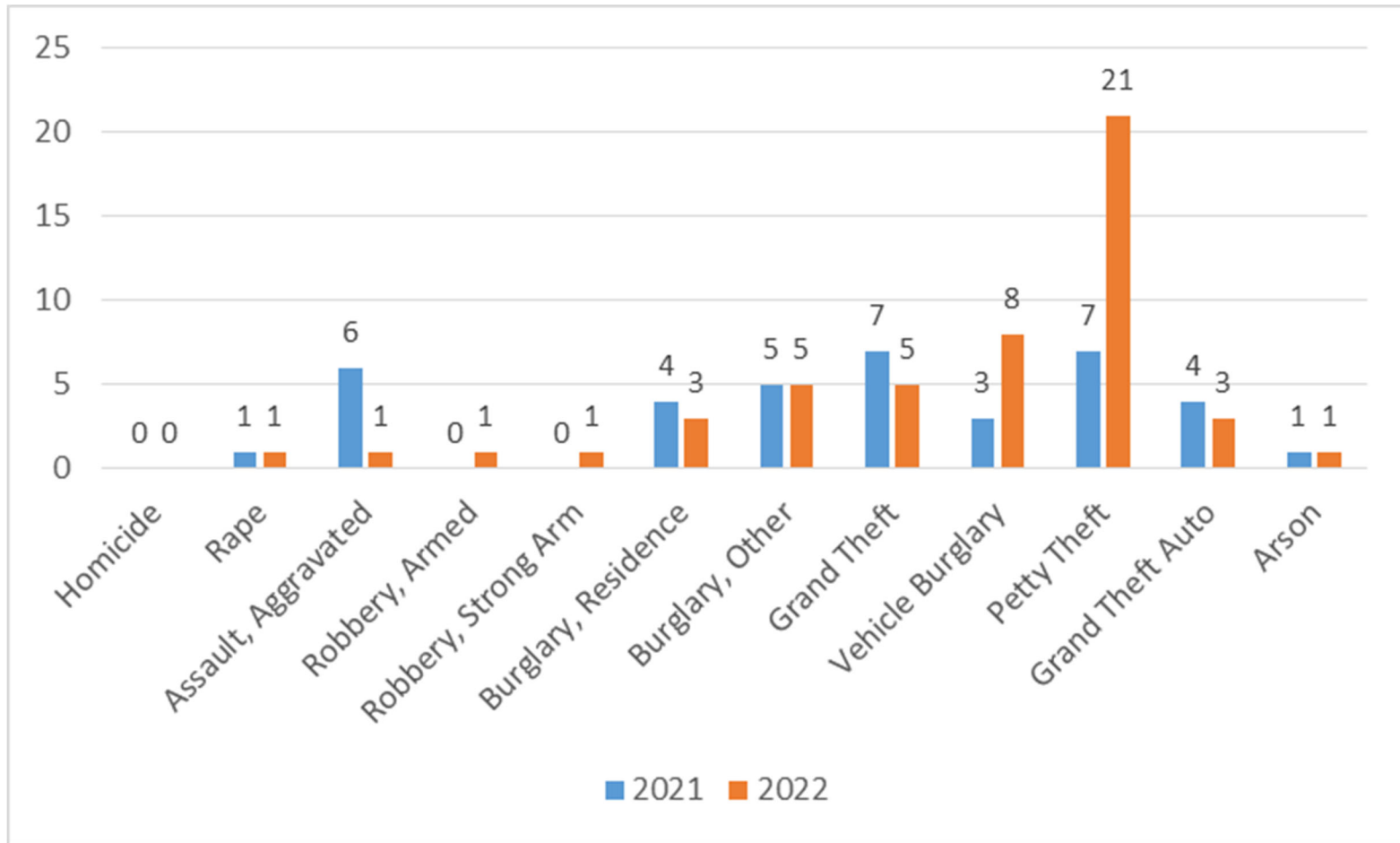


Prepared by WHD/CAU

Stats extracted on 03/09/2022, from LARCIS report 5c. Per UCR rules, Homicide, Rape and Aggravated Assault stats are counted by victim. All other stats are counted by incident.



## West Hollywood – East District Part I Crime February 2021 vs. February 2022



Prepared by WHD/CAU

Stats extracted on 03/09/2022, from LARCIS report 5c. Per UCR rules, Homicide, Rape and Aggravated Assault stats are counted by victim. All other stats are counted by incident.

# City of West Hollywood

## Part II Crimes Report - February 2022

PART II CRIME	INCIDENTS
FORGERY	5
FRAUD	28
ID THEFT	0
SEX OFFENSES - FELONIES	1
SEX OFFENSES - MISDEMEANOR	3
ASSAULT, NON-AGGRAVATED	27
ASSAULT, NON-AGGRAVATED DOMESTIC	13
WEAPONS LAWS	4
OFFENSES AGAINST FAMILY	0
DEFRAUDING INNKEEPER	0
NARCOTICS	4
LIQUOR LAWS	0
DRUNK	6
DISORDERLY CONDUCT	3
GAMBLING	0
DRUNK DRIVING	7
VEHICLE / BOATING LAWS	52
VANDALISM	27
RECEIVING STOLEN PROPERTY	0
FEDERAL OFFENSES	1
FELONIES - MISCELLANEOUS	7
MISDEMEANORS, MISCELLANEOUS	4
<b>TOTAL</b>	<b>192</b>

**West Hollywood Station - 2022 Club Pickpocket Thefts**

<b>Month</b>	<b>Abbey</b>	<b>Mickey's</b>	<b>Hi Tops</b>	<b>Heart Weho</b>	<b>Trunks</b>	<b>Revolver</b>	<b>Beaches</b>	<b>Rocco's</b>
JAN	15	12	3	0	6	1	0	14
FEB	18	26	7	7	3	6	1	18
MAR	0	0	0	0	0	0	0	0
APR	0	0	0	0	0	0	0	0
MAY	0	0	0	0	0	0	0	0
JUN	0	0	0	0	0	0	0	0
JUL	0	0	0	0	0	0	0	0
AUG	0	0	0	0	0	0	0	0
SEP	0	0	0	0	0	0	0	0
OCT	0	0	0	0	0	0	0	0
NOV	0	0	0	0	0	0	0	0
DEC	0	0	0	0	0	0	0	0
<b>TOTAL</b>	<b>33</b>	<b>38</b>	<b>10</b>	<b>7</b>	<b>9</b>	<b>7</b>	<b>1</b>	<b>32</b>

**Total Incidents YTD: 137**



## **DUI STATS FOR THE MONTH OF FEBRUARY 2022**

### **DUI ARREST LOCATIONS:**

February 4, 2022 – Fairfax Avenue/Santa Monica Boulevard

February 4, 2022 – Fairfax Avenue/Santa Monica Boulevard

February 6, 2022 – Fountain Avenue/Poinsettia Place

February 8, 2022 – Crescent Height Boulevard/Santa Monica Boulevard

February 13, 2022 – 7141 Santa Monica Boulevard

February 19, 2022 – 1017 Hancock Avenue

February 20, 2022 – Alto Loma Road/Sunset Boulevard

**TOTAL DUI ARRESTS: 7**

### **DATE AND LOCATIONS OF TRAFFIC COLLISIONS:**

February 6, 2022 – Fountain Avenue/Poinsettia Place

February 19, 2022 – Hancock Avenue/Holloway Drive

**DATE AND LOCATIONS OF TRAFFIC COLLISIONS: 2**

## **PEDESTRIAN/BICYCLISTS STATS FOR THE MONTH OF FEBRUARY 2022**

### **VEHICLE VS PEDESTRIAN:**

February 4, 2022 – Santa Monica Boulevard/Orange Grove Avenue – Time 1250 (Driver at Fault)

P/1 is at fault for failure to yield to a pedestrian causing injury while the pedestrian was on a marked crosswalk at the intersection – 21971 CVC

February 18, 2022 – Sunset Boulevard/Sherbourne Drive – Time 1640 (Driver at Fault)

P/1 is at fault for failure to yield to a pedestrian causing injury while the pedestrian was on a marked crosswalk at the intersection – 21971 CVC

February 19, 2022 – Sunset Boulevard/Wetherly Drive – Time 2320 (Driver at Fault)

P/1 failed to yield to a pedestrian in a crosswalk – 21950(a) CVC

February 22, 2022 – La Brea Avenue/Santa Monica Boulevard – Time 2148 (Pedestrian at Fault)

P/1 suddenly ran into the path of a vehicle – 21950 CVC

**TOTAL VEHICLE VS PEDESTRIANS: 4**

### **VEHICLE VS BICYCLISTS:**

**TOTAL VEHICLE VS BICYCLISTS: 0**

<b>Year</b>	<b>Grand Theft Bike</b>	<b>Petty Theft Bike</b>	<b>Total Bike Thefts</b>
2018	13	38	51
2019	7	29	36
2020	21	43	64
2021	27	25	52
2022	3	2	5