

West Hollywood Sheriff's Station Social Media Channels

- ✓ Facebook
- ✓ Twitter
- ✓ Instagram
- ✓ Nextdoor
- ✓ Nixle
- ✓ WeHoSheriff.com



Facebook

Examples:

- Weekly Crime Report
- Traffic Impacts – Scheduled Events
- Tips on Keeping Mail Secure
- Special Bulletins
- Missing Persons



West Hollywood Sheriff's Station
@WestHollywoodSheriffsStation · Police Station

Send Message

Hit Please let us know how we can help.

Home About Photos Videos More

Liked Search More

About See All

West Hollywood Station, Los Angeles County Sheriff's Dept.Official. City of West Hollywood &(Co.) Universal Citywalk/Studios Stn, WLA Fed

Community Policing is the backbone of the West Hollywood Sheriff's Station. Responding to everything from armed robberies to noisy animals, large fig... See More

5,796 people like this including 28 of your friends

6,112 people follow this

<http://wehosherrif.com/>

(310) 855-8850

Send Message

westhollywoodwebsite@lasd.org

Police Station · Law Enforcement Agency · Government Organization

Suggest Edits

Is this another name for the same Page?

Alternative Name: West Hollywood Sherri's Sta

Yes Unsure No

West Hollywood Sheriff's Station

Yesterday at 7:52 AM ·

West Hollywood Station
Weekly Part 1 Crime Report
September 6 - 12, 2021

September 6th... See More



1 4 Comments 1 Share

Like Comment Share

Most Relevant

Write a comment...

Ronz Giorgio

Like Reply · 1d 1

View 1 more comment

West Hollywood Sheriff's Station

September 15 at 5:00 PM ·

West Hollywood Sheriff's Station
April 15, 2019 ·

Fraud Alert: Arrest Warrant scams

Captain Ramirez and the Detective Bureau team at the West Hollywood Sheriff's station have information to share regarding fraud cases reported by our residents. This is the fourth of five alerts.

How the scam works: A West Hollywood resident answers the phone to learn from a law enforcement or court officer that an arrest warrant has been issued. It can be resolved easily as long as a payment is made. The scammer even suggest if you refuse to pay, law enforcement officers will be sent over to send you to jail! Of course, it's all part of the scam.

How to avoid the scam: Policing agencies don't call those with warrants in order to settle the matter. (That's not how it works.) If you receive a call of this type, hang up the phone. (If you have never been arrested, this not be an issue.) Search online and obtain the telephone number for the closest courthouse. The courthouse personnel are able to verify if a warrant exists.

Learn more: <https://www.idtheftcenter.org/police-warrant-scam/>

Our next fraud alert will provide information on IRS Payment Due scams.

Captain Edward Ramirez
West Hollywood Sheriff's Station
Los Angeles County Sheriff's Department
780 N San Vicente Boulevard
West Hollywood, CA 90069
(310) 855-8850

Station website: <http://www.westhollywood.lasd.org/>

Station info site: <http://wehosherrif.com/>

Facebook: <http://www.facebook.com/WestHollywoodSheriffsStation>

Twitter: <https://twitter.com/WHDLASD>

Contact
Emergency: 9-1-1
Non-emergencies: 310-855-8850

@WestHollywoodSheriffsStation

Twitter

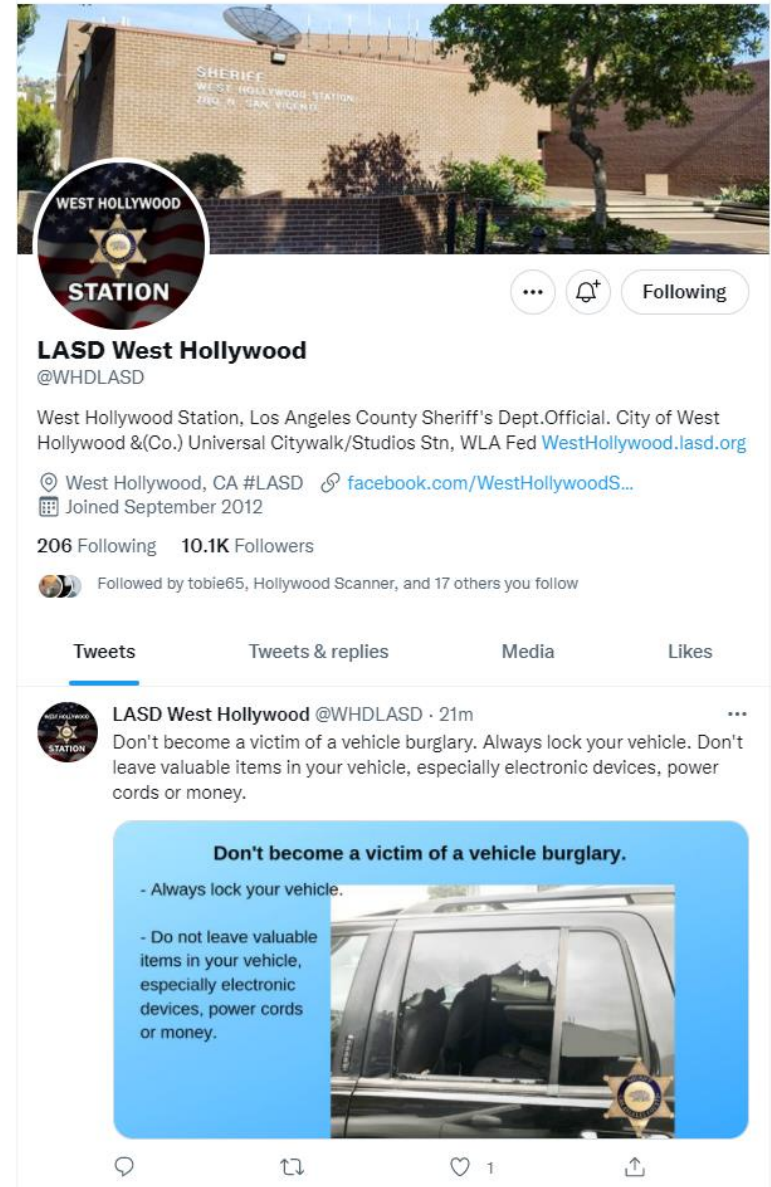
Examples:

- Daily Tips
- Watch Commander Notices
- Traffic Impacts (Street closures)
- Street reopening after event closures



@WHDLASD

9D



Instagram

Examples

- Snapshots From Patrol
- Tips

lasdwesthollywoodstation [Edit Profile](#)

55 posts 1,333 followers 28 following

LASD West Hollywood Station
Official Instagram - serving the City of West Hollywood, Universal Studios/Citywalk Sub-Station, Unincorporated Franklin Canyon, WLA Federal Enclave
wehosheriff.com

POSTS IGTV SAVED TAGGED

TRAFFIC ADVISORY

5 Driving Safety Tip

- 1 Look out for pedestrians everywhere, at all times. Use extra caution when driving in hard-to-see conditions, such as nighttime or bad weather.
- 2 Slow down and be prepared to stop when turning or otherwise enter a crosswalk. And, never pass vehicles stopped at a crosswalk. There may be people crossing that you can't see.
- 3 Yield to pedestrians in crosswalks, and stop well back from the crosswalk to give other vehicles an opportunity to see and stop for the crossing pedestrians.
- 4 Follow the speed limit, especially around people on the street. Follow slower speed limits in school zones and in neighborhoods where children are present.
- 5 Be extra cautious when backing up - pedestrians can move into your path.

Los Angeles County Sheriff's Department

LIVE WORK PLAY BE SAFE!

Sexual Assault Prevention & Night Club Safety

Precautions should always be taken, no matter where you go.

Nextdoor

Examples:

- Weekly Crime Report
- Fraud Alerts
- Tips on Keeping Mail Secure
- Special Bulletins
- Missing Persons

nextdoor

- Home
- Messages
- Metrics
- Invite Residents
- Events

Agency

- Neighborhoods
- Directory



Help

- Agency Community
- Settings
- Help Center

[Help](#) · [Guidelines](#) · [Legal](#) · [Privacy](#)
[About](#) · [Jobs](#) · [Press](#) · [Blog](#)

© 2021 Nextdoor

Search Nextdoor




Los Angeles County Sheriff
211 W Temple St, Los Angeles

The Los Angeles Sheriff's Department is the largest sheriff's department in the world. In addition to specialized services, such as the Sheriff's Youth Foundation, International Liaison and Employee Support Services, the Department is divided into eleven divisions. See more...

Post Poll Alert

Viewing posts from your agency. Filter

Los Angeles County Sheriff
Volunteer, West Hollywood Station Richard Best • 1 day ago



West Hollywood Station Weekly Part 1 Crime Report September 6 - 12, 2021.

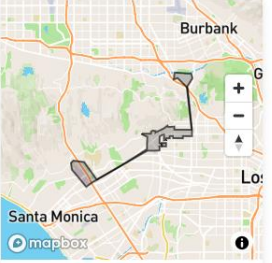
September 6th
Grand Theft
900 block N Doheny Drive
09/06/2021 @ 0938. An unknown suspect removed an unsecured bicycle from the sub parking garage. #03864

Other Burglary (Suspect Arrested)
900 block Palm Avenue
09/06/2021. A man gained access to the lobby of the building and removed several mail packages. The suspect then jumped onto a balcony and attempted to gain access to a residence but was unsuccessful. A witness notified WHD and the suspect was located and arrested by responding deputies. #03731

Armed Robbery
8400 block Sunset Blvd
09/06/2021 @ 0345. A man was parked in the valet area of the hotel when four suspects approached him while armed with a handgun and demanded his property. The victim complied and suspects fled the area on foot. #03724

September 7th
Nothing significant to report.

Burbank



Santa Monica

West Hollywood LASD
15,964 members
10,770 claimed households
46 neighborhoods

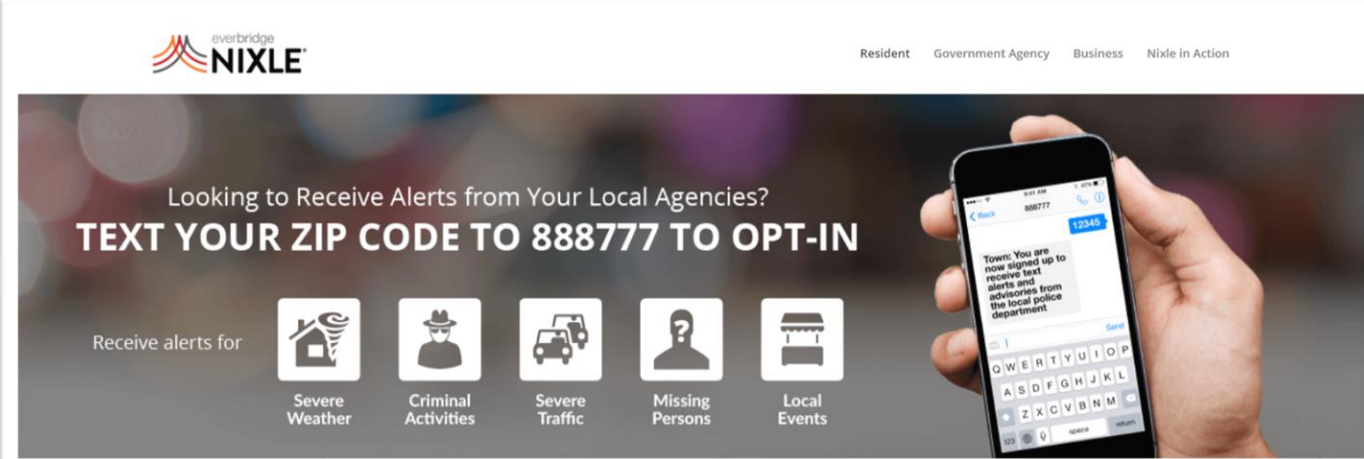
Los Angeles County Sheriff
211 W Temple St
Los Angeles, CA 90012
[Get directions](#)

(213) 229-1850
sibecommstaff@lasd.org
lasd.org/

Nixle

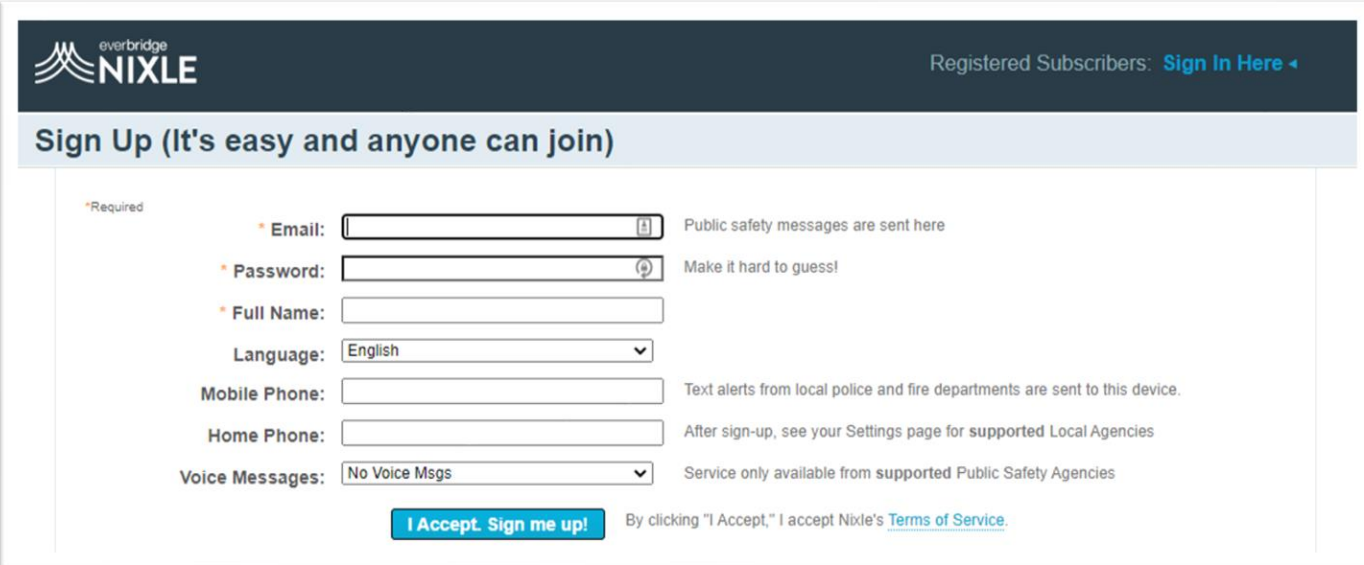
Examples:

- Weekly Crime Report
- Street Closures
- Crime Prevention Tips
- Special Bulletins
- Missing Persons



The banner features the everbridge NIXLE logo in the top left and navigation links (Resident, Government Agency, Business, Nixle in Action) in the top right. The main text asks, "Looking to Receive Alerts from Your Local Agencies? TEXT YOUR ZIP CODE TO 888777 TO OPT-IN". Below this, five icons represent alert categories: Severe Weather (house with lightning), Criminal Activities (person with hat), Severe Traffic (cars), Missing Persons (person with question mark), and Local Events (tent). On the right, a hand holds a smartphone displaying a text message from "Town" that says, "You are now signed up to receive text alerts and advisories from the local police department".

Nixle keeps you up-to-date with relevant information from your local public safety departments & schools



The sign-up form is titled "Sign Up (It's easy and anyone can join)". It includes the everbridge NIXLE logo and a link for "Registered Subscribers: Sign In Here". The form fields are: Email (with a note "Public safety messages are sent here"), Password (with a note "Make it hard to guess!"), Full Name, Language (set to English), Mobile Phone (with a note "Text alerts from local police and fire departments are sent to this device."), Home Phone (with a note "After sign-up, see your Settings page for supported Local Agencies"), and Voice Messages (set to "No Voice Msgs" with a note "Service only available from supported Public Safety Agencies"). A blue button labeled "I Accept. Sign me up!" is at the bottom, with a note: "By clicking 'I Accept,' I accept Nixle's Terms of Service."

WeHoSheriff.com

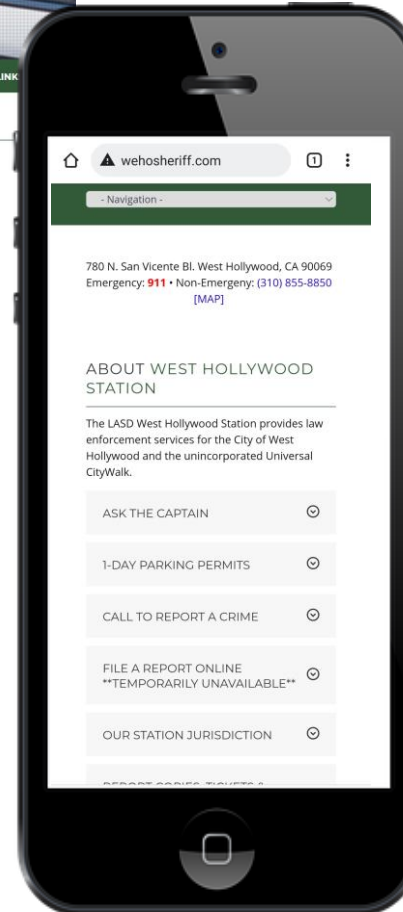
- Ask The Captain
- Our Station Jurisdiction
- Report Copies, Tickets and Fees
- Restraining Orders
- Crimestoppers
- Syringe Container Drop-Off Boxes
- Letters of Agency
- Frequently Asked Questions




ABOUT WEST HOLLYWOOD STATION

The LASD West Hollywood Station provides law enforcement services for the City of West Hollywood and the unincorporated Universal CityWalk.

- ASK THE CAPTAIN
- 1-DAY PARKING PERMITS
- CALL TO REPORT A CRIME
- FILE A REPORT ONLINE **TEMPORARILY UNAVAILABLE**
- OUR STATION JURISDICTION
- REPORT COPIES, TICKETS & MISCELLANEOUS FEES
- RESTRAINING ORDERS
- CRIME STOPPERS
- SYRINGES & SHARPS CONTAINER DROP-OFF BOXES
- LETTERS OF AGENCY
- IN CASE OF EMERGENCY (I.C.E.)
- WAS YOUR VEHICLE TOWED?
- REGISTER FOR FREE* NIXLE TEXT & EMAIL ALERTS



Thank You



Opened July 28, 1928 at 1122 N Fairfax Ave



Opened February 21, 1957 at 720 N San Vicente



Opened November 13, 1980 at 780 N San Vicente Blvd.

City of West Hollywood

	Calls for Service	Observations	Felony Arrests	Misdemeanor Arrests	Total Arrests	Response Emergency (Time & Incidents)	Response Priority (Time & Incidents)	Response Routine (Time & Incidents)
October 2021	1,797	1,583	54	80	134	3.8 / 99	9.3 / 406	24.9 / 1,286
October 2020	1,533	1,968	59	138	197	3.0 / 54	8.0 / 220	27.3 / 1,206
	Calls for Service	Observations	Felony Arrests	Misdemeanor Arrests	Total Arrests	Response Emergency (Avg. Time)	Response Priority (Avg. Time)	Response Routine (Avg. Time)
Monthly Average 2021	1,586	1,767	48	91	139	3.5	8.5	26.1
Monthly Average 2020	1,578	2,125	61	147	208	3.7	8.2	26.3
	Calls for Service	Observations	Felony Arrests	Misdemeanor Arrests	Total Arrests	Response Emergency (Incidents)	Response Priority (Incidents)	Response Routine (Incidents)
Year to Date 2021	15,863	17,667	475	911	1,386	771	3,105	11,669
Year to Date 2020	15,784	21,248	609	1,473	2,082	667	2,277	12,266
Patrol Compliance	106.57%							

West Hollywood Station

Part 1 Crimes by Reporting District

October 2021

October 2021	West District					City Center				East District			
PART 1 CRIME	0971	0972	0977	0978	0986	0975	0976	0987	0988	0973	0974	0989	CITY TOTAL
HOMICIDE										1			1
RAPE		1	3								1		5
ASSAULT, AGGRAVATED		4	5			3	3	1		1		1	18
ROBBERY TOTAL	0	3	1	0	1	2	0	0		1	1	1	10
-ROBBERY, ARMED		1			1	2				1		1	6
-ROBBERY, STRONG ARMED		2	1								1		4
BURGLARY TOTAL	0	12	4	1	0	4	5	0	1	3	3	0	33
-BURGLARY, RESIDENCE		1	1			1					1		4
-BURGLARY, OTHER STRUCTURE		11	3	1		3	5		1	3	2		29
THEFT TOTAL	0	47	22	1	6	7	9	6	0	5	2	1	106
-GRAND THEFT		22	10			4	4	1			1	1	43
-VEHICLE BURGLARY		4	5	1	3		1	3		2			19
-LOCKER													0
-PETTY THEFT		21	7		3	3	4	2		3	1		44
GTA		1	3		1	2	1			4	4		16
ARSON													0
TOTAL	0	68	38	2	8	18	18	7	1	15	11	3	189

Total: 116

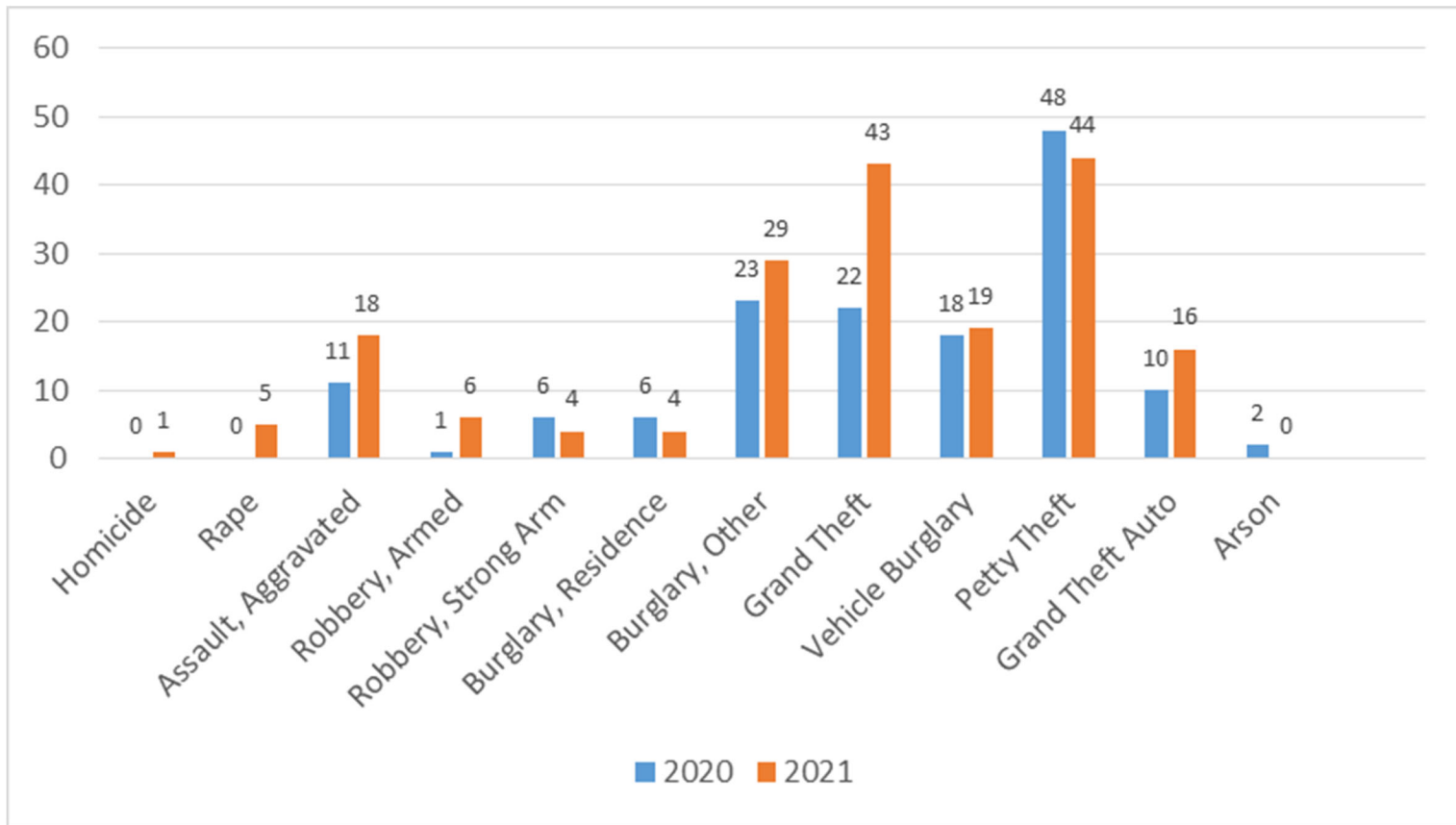
Total: 44

Total: 29

% OF ALL PART 1 CRIME
West District: 62%
City Center: 23%
East District: 15%



West Hollywood – Whole City Part I Crime October 2020 vs. October 2021

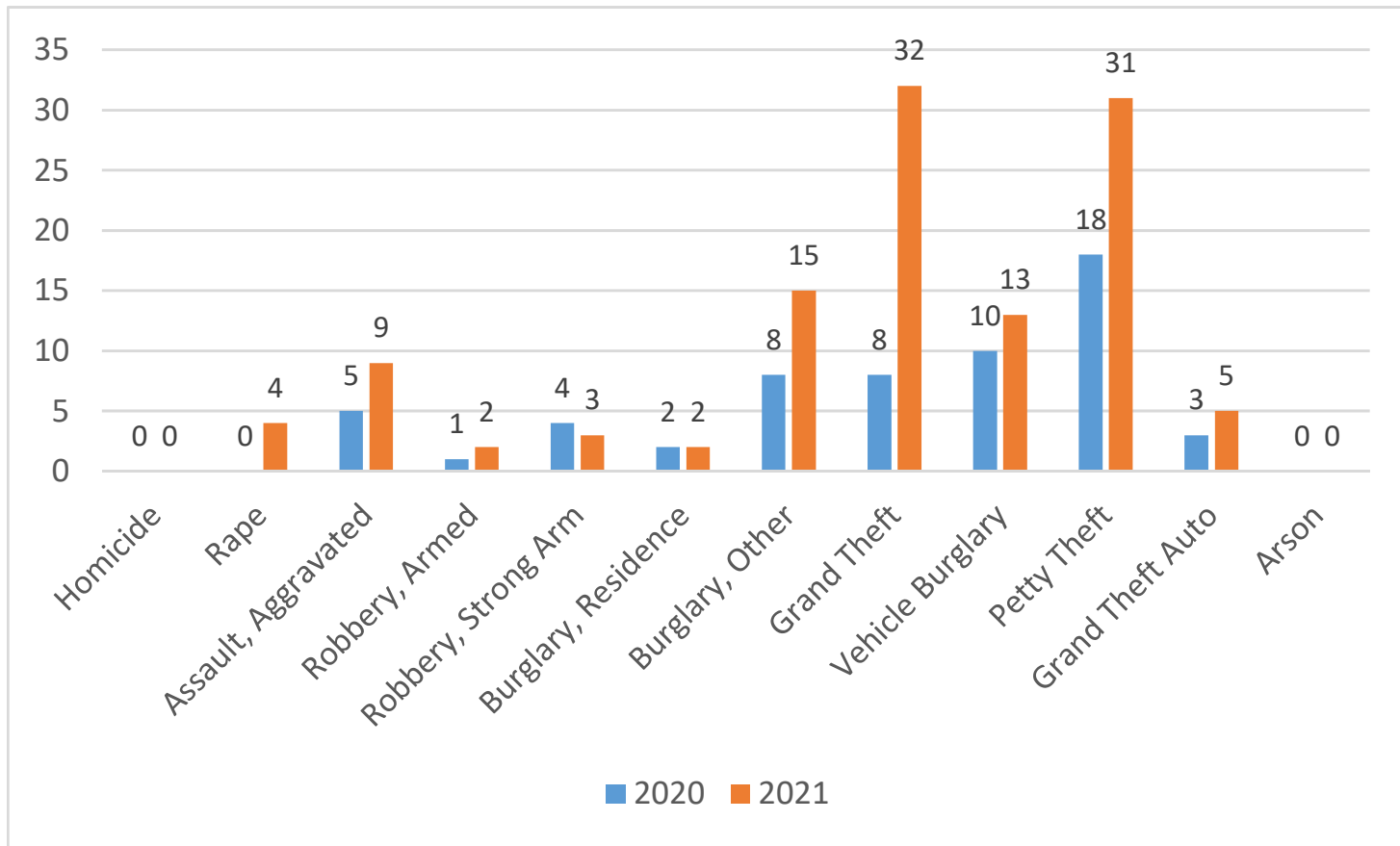


Prepared by WHD/CAU/BH

Stats extracted on 11/03/2021, from LARCIS report 5c. Per UCR rules, Homicide, Rape and Aggravated Assault stats are counted by victim. All other stats are counted by incident.



West Hollywood – West District Part I Crime October 2020 vs. October 2021

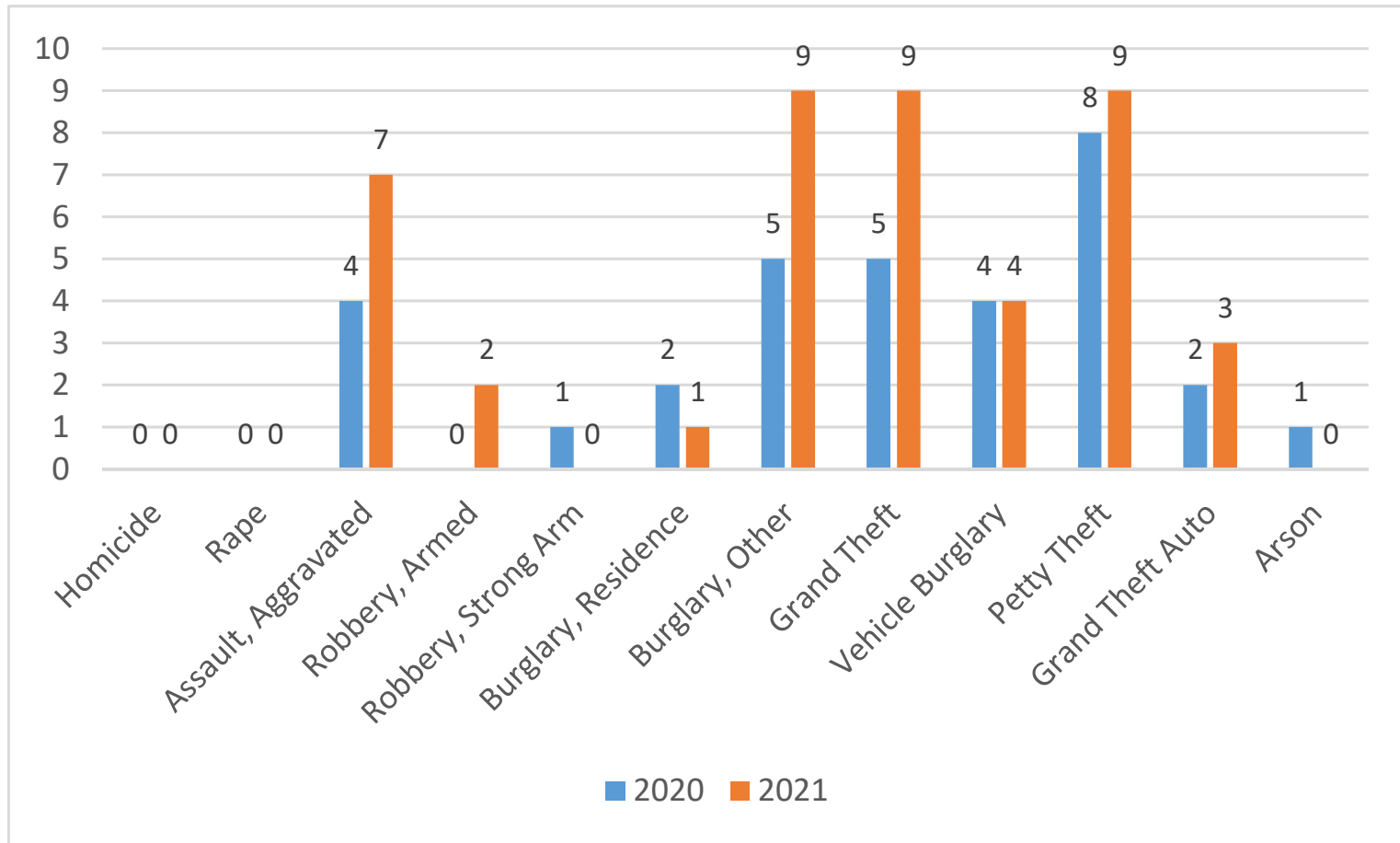


Prepared by WHD/CAU/BH

Stats extracted on 11/03/2021, from LARCIS report 5c. Per UCR rules, Homicide, Rape and Aggravated Assault stats are counted by victim. All other stats are counted by incident.



West Hollywood – City Center Part I Crime October 2020 vs. October 2021

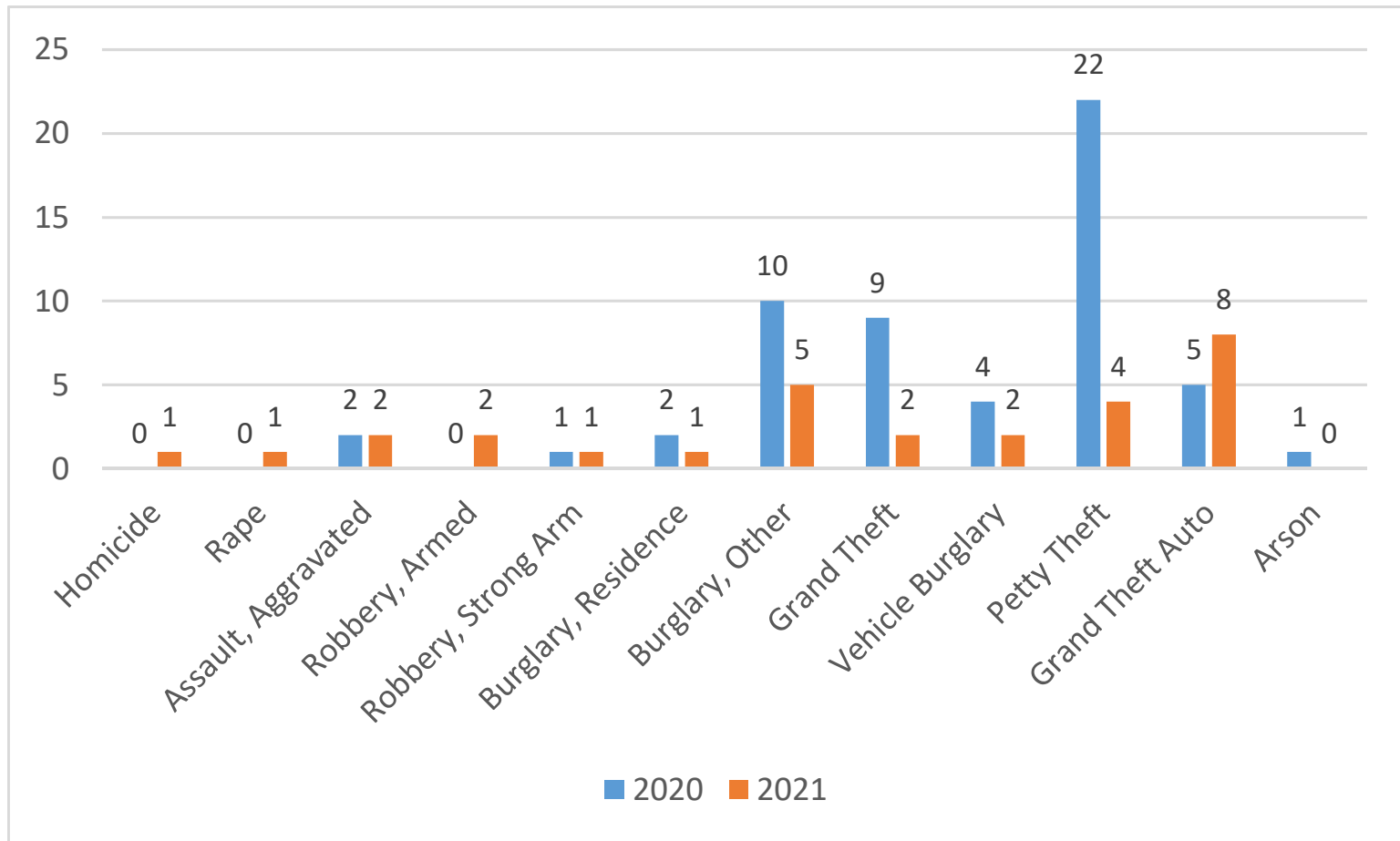


Prepared by WHD/CAU/BH

Stats extracted on 11/03/2021, from LARCIS report 5c. Per UCR rules, Homicide, Rape and Aggravated Assault stats are counted by victim. All other stats are counted by incident.



West Hollywood – East District Part I Crime October 2020 vs. October 2021



Prepared by WHD/CAU/BH

Stats extracted on 11/03/2021, from LARCIS report 5c. Per UCR rules, Homicide, Rape and Aggravated Assault stats are counted by victim. All other stats are counted by incident.

City of West Hollywood

Part II Crimes Report - October 2021

PART II CRIME	INCIDENTS
FORGERY	2
FRAUD	15
ID THEFT	0
SEX OFFENSES - FELONIES	2
SEX OFFENSES - MISDEMEANOR	1
ASSAULT, NON-AGGRAVATED	20
ASSAULT, NON-AGGRAVATED DOMESTIC	15
WEAPONS LAWS	2
OFFENSES AGAINST FAMILY	0
DEFRAUDING INNKEEPER	1
NARCOTICS	6
LIQUOR LAWS	0
DRUNK	4
DISORDERLY CONDUCT	1
GAMBLING	0
DRUNK DRIVING	13
VEHICLE / BOATING LAWS	52
VANDALISM	27
RECEIVING STOLEN PROPERTY	0
FEDERAL OFFENSES	0
FELONIES - MISCELLANEOUS	6
MISDEMEANORS, MISCELLANEOUS	13
TOTAL	180

West Hollywood Station - 2021 Club Pickpocket Thefts

Month	Abbey	Mickey's	Hi Tops	Fiesta Cantina	Trunks	Revolver	Beaches	Rocco's
JAN	0	0	0	0	0	0	0	0
FEB	0	0	0	0	0	0	0	0
MAR	0	0	0	0	0	0	0	0
APR	0	0	0	0	0	0	0	0
MAY	0	0	0	0	0	0	0	0
JUN	5	0	1	0	1	5	1	3
JUL	8	7	0	2	0	2	1	8
AUG	6	5	0	0	0	0	1	8
SEP	8	7	0	0	2	1	0	12
OCT	10	9	0	0	2	2	0	16
NOV								
DEC								
TOTAL	37	28	1	2	5	10	3	47

DUI STATS FOR THE MONTH OF OCTOBER 2021

DUI ARREST LOCATIONS:

October 1, 2021 – 8801 Santa Monica Boulevard
October 2, 2021 – 8822 Cynthia Street
October 3, 2021 – 665 Robertson Boulevard
October 4, 2021 – Fairfax Avenue/Sunset Boulevard
October 4, 2021 – 8616 Sherwood Drive
October 7, 2021 – 8969 Santa Monica Boulevard
October 9, 2021 – La Brea Avenue/Lexington Avenue
October 17, 2021 – 8250 Sunset Boulevard
October 19, 2021 – 8555 Santa Monica Boulevard
October 31, 2021 – Genesee Avenue/Santa Monica Boulevard
October 31, 2021 – Fairfax Avenue/Santa Monica Boulevard
October 31, 2021 – 930 Palm Avenue

TOTAL DUI ARRESTS: 12

DATE AND LOCATIONS OF TRAFFIC COLLISIONS:

October 1, 2021 – Santa Monica Boulevard/Palm Avenue
October 2, 2021 – 8822 Cynthia Street
October 3, 2021 – 665 Robertson Boulevard
October 17, 2021 – Sunset Boulevard/Kings Road
October 31, 2021 – 930 Palm Avenue

DATE AND LOCATIONS OF TRAFFIC COLLISIONS: 5

PEDESTRIAN/BICYCLISTS STATS FOR THE MONTH OF OCTOBER 2021

VEHICLE VS PEDESTRIANS:

October 1, 2021 – Fountain Avenue/Hayworth Avenue – Time 1500 (Driver at Fault)

P/1 failed to yield to a pedestrian in a marked crosswalk – 21950(a) CVC

October 6, 2021 – Santa Monica Boulevard/Formosa Avenue – Time 2346 (Driver/Pedestrian at Fault)

P/1 caused this collision due to running the red light – 21453(a) CVC

P/2 failed to cross the street at the appropriate crosswalk, instead crossing in the middle of the street – 21955 CVC

October 11, 2021 – Melrose Avenue/Westmount Drive – Time 1345 (Driver at Fault)

P/1 failed to yield to a pedestrian in a crosswalk – 21950 CVC

October 15, 2021 – Santa Monica Boulevard/Formosa Avenue – Time 0036 (Pedestrian at Fault)

P/1 failed to yield to the right of way to all vehicles – 21954 CVC

October 18, 2021 – Fairfax Avenue/Romaine Avenue – Time 2105 (Driver at Fault)

P/1 caused this collision by failing to yield the right of way to a pedestrian in the crosswalk – 21950(a) CVC

October 19, 2021 – La Jolla Avenue/Santa Monica Boulevard – Time 1250 (Driver at Fault)

P/1 caused this collision due to driving at an unsafe speed – 22350 CVC

October 27, 2021 – Santa Monica Boulevard/La Cienega Boulevard – Time 2130 (Driver at Fault)

The cause of the collision is due to P/1 failing to stop for a pedestrian at a crosswalk – 21950 CVC

TOTAL VEHICLE VS PEDESTRIANS: 7

VEHICLE VS BICYCLISTS:

Robertson Boulevard/Melrose Avenue – Time 1700 (Driver at Fault)

P/1 caused this collision by making an unsafe turning movement – 22107 CVC

TOTAL VEHICLE VS BICYCLISTS: 1