

# City of West Hollywood

	Calls for Service	Observations	Felony Arrests	Misdemeanor Arrests	Total Arrests	Response Emergency (Time & Incidents)	Response Priority (Time & Incidents)	Response Emergency (Time & Incidents)
June 2021	1,616	1,687	35	81	116	3.8 / 80	8.2 / 369	21.9 / 1,147
June 2020	1,326	1,810	79	149	228	5.4 / 46	8.3 / 197	24.8 / 1,033
	Calls for Service	Observations	Felony Arrests	Misdemeanor Arrests	Total Arrests	Response Emergency (Avg. Time)	Response Priority (Avg. Time)	Response Routine (Avg. Time)
Monthly Average 2021	1,456	1,902	51	107	158	3.5	8.3	26.9
Monthly Average 2020	1,638	2,243	60	167	227	3.9	8.2	26.5
	Calls for Service	Observations	Felony Arrests	Misdemeanor Arrests	Total Arrests	Response Emergency (Incidents)	Response Priority (Incidents)	Response Routine (Incidents)
Year to Date 2021	8,735	11,413	303	643	946	425	1,601	6,494
Year to Date 2020	9,827	13,459	357	1,001	1,358	408	1,463	7,579

# West Hollywood Station

## Part 1 Crimes by Reporting District

### June 2021

June 2021	West District					City Center				East District			
PART 1 CRIME	0971	0972	0977	0978	0986	0975	0976	0987	0988	0973	0974	0989	CITY TOTAL
HOMICIDE													0
RAPE								1					1
ASSAULT, AGGRAVATED		3	1		1		1			2	2		10
ROBBERY TOTAL	0	0	3	0	2	1	1	0		1	2	0	10
-ROBBERY, ARMED			1		1					1	1		4
-ROBBERY, STRONG ARMED			2		1	1	1				1		6
BURGLARY TOTAL	0	2	4	0	0	1	1	0	0	5	1	0	14
-BURGLARY, RESIDENCE		1									1		2
-BURGLARY, OTHER STRUCTURE		1	4			1	1			5			12
THEFT TOTAL	0	29	19	0	0	5	5	1	0	5	3	6	73
-GRAND THEFT		11	12			1	1			1	2	2	30
-VEHICLE BURGLARY		6	1			3	3	1					14
-LOCKER		2											2
-PETTY THEFT		10	6			1	1			4	1	4	27
GTA		1	1			2	2			1	3	1	11
ARSON				1		1					1		3
<b>TOTAL</b>	<b>0</b>	<b>35</b>	<b>28</b>	<b>1</b>	<b>3</b>	<b>10</b>	<b>10</b>	<b>2</b>	<b>0</b>	<b>14</b>	<b>12</b>	<b>7</b>	<b>122</b>

Total: 67

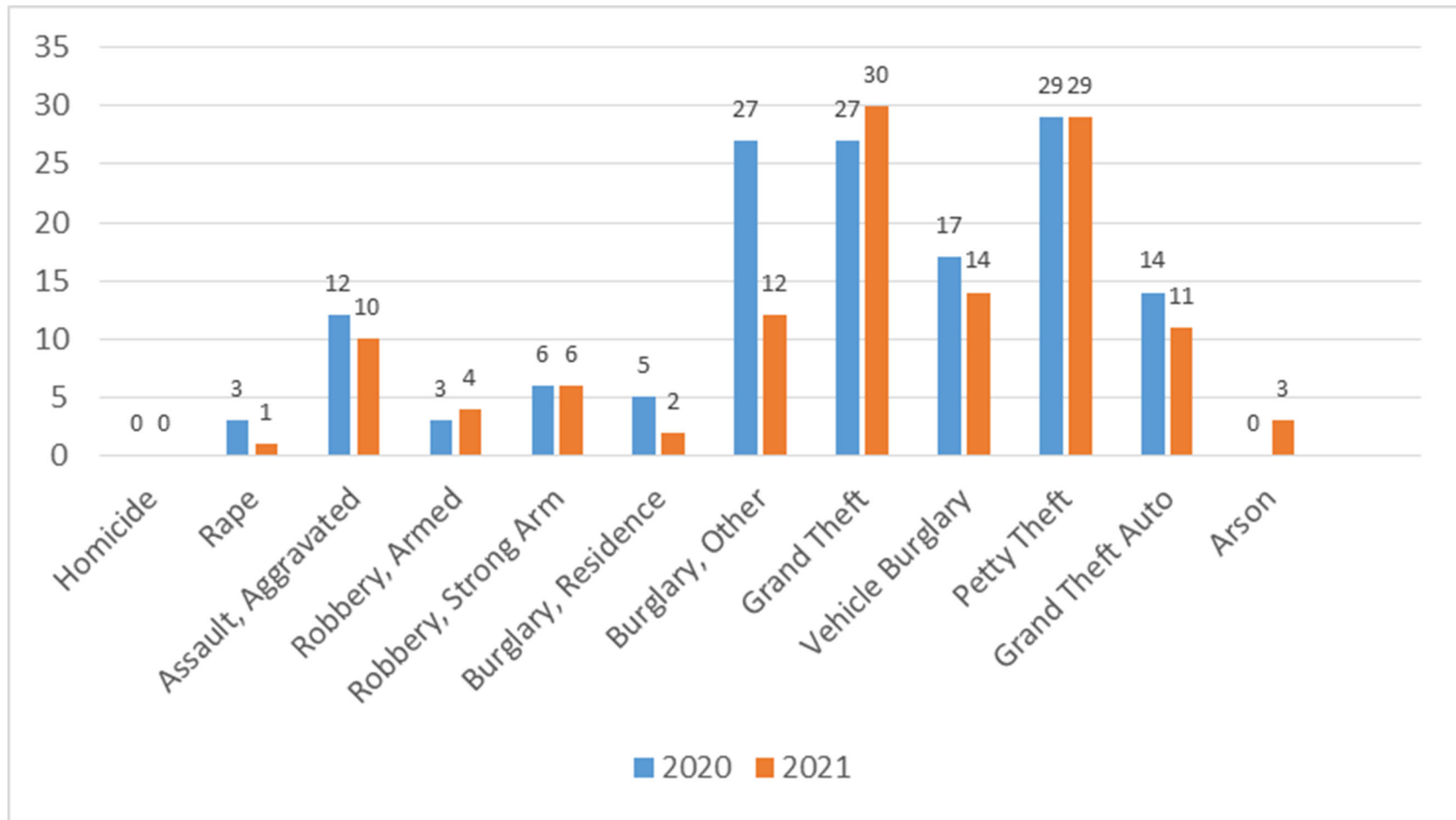
Total: 22

Total: 33

% OF ALL PART 1 CRIME
West District: 55%
City Center: 18%
East District: 27%



## West Hollywood – Whole City Part I Crime June 2020 vs. June 2021

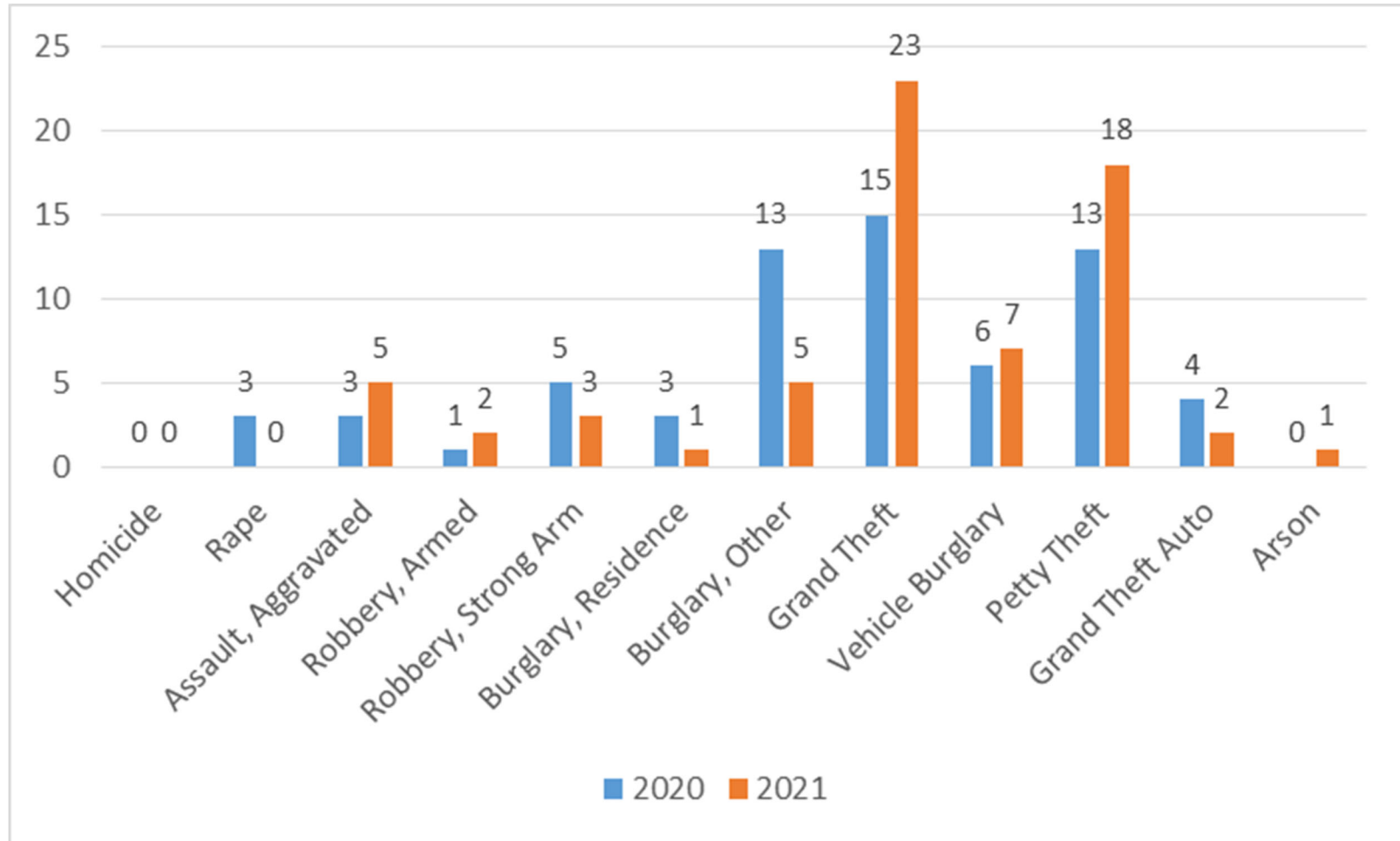


Prepared by WHD/CAU/BH

Stats extracted on 07/01/2021, from LARCIS report 5c. Per UCR rules, Homicide, Rape and Aggravated Assault stats are counted by victim. All other stats are counted by incident.



## West Hollywood – West District Part I Crime June 2020 vs. June 2021

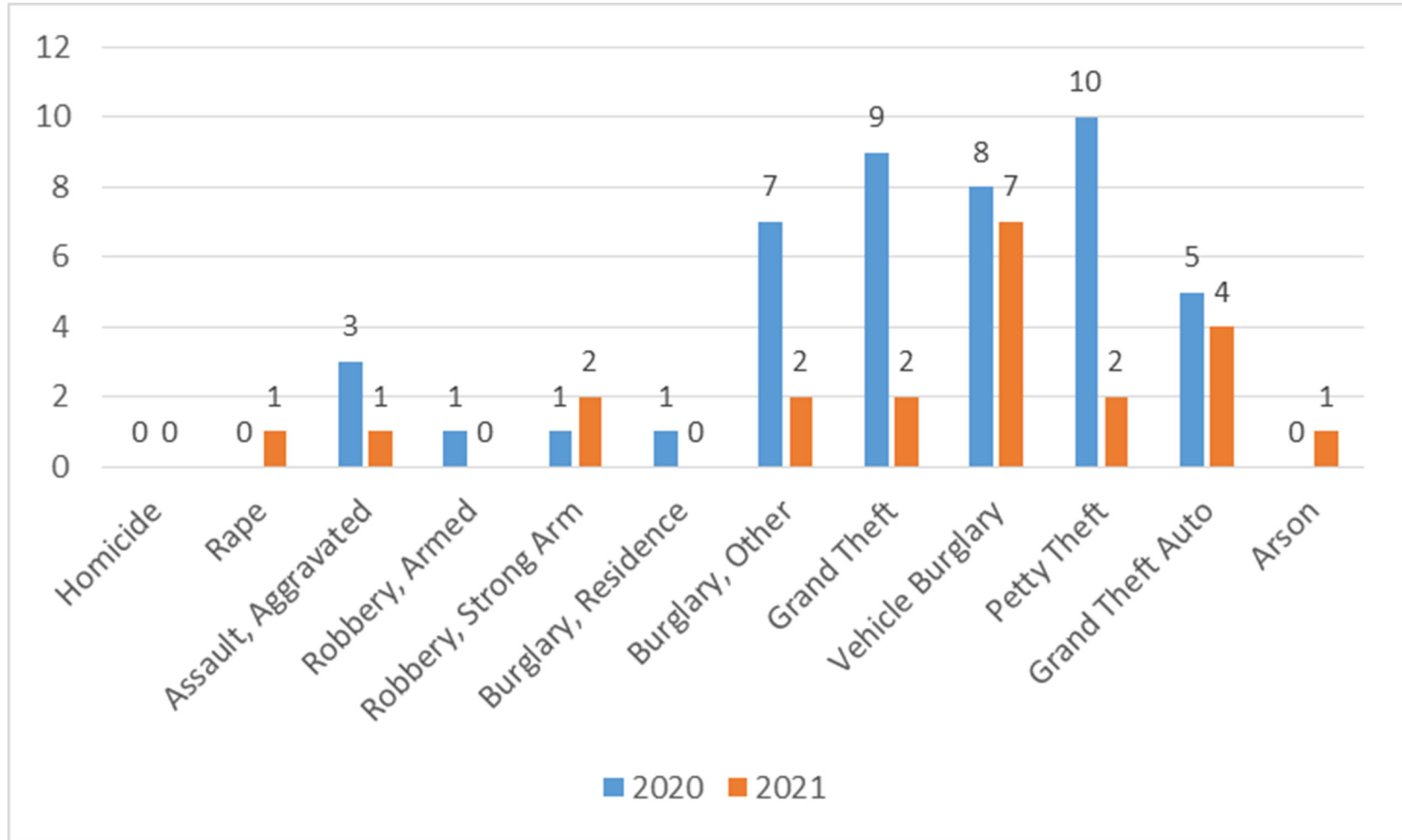


Prepared by WHD/CAU/BH

Stats extracted on 07/01/2021, from LARCIS report 5c. Per UCR rules, Homicide, Rape and Aggravated Assault stats are counted by victim. All other stats are counted by incident.



## West Hollywood – City Center Part I Crime June 2020 vs. June 2021

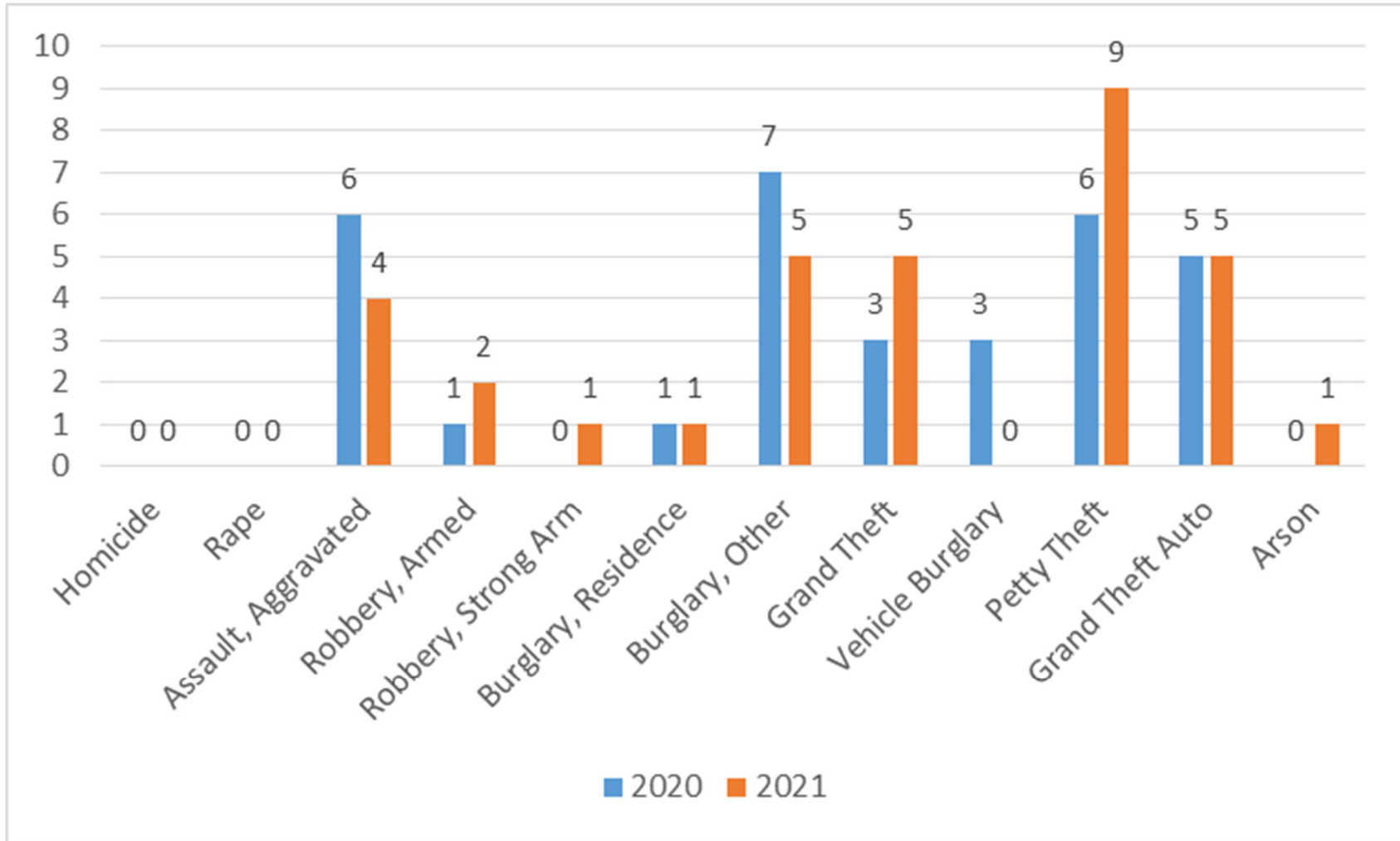


Prepared by WHD/CAU/BH

Stats extracted on 07/01/2021, from LARCIS report 5c. Per UCR rules, Homicide, Rape and Aggravated Assault stats are counted by victim. All other stats are counted by incident.



## West Hollywood – East District Part I Crime June 2020 vs. June 2021



Prepared by WHD/CAU/BH

Stats extracted on 07/01/2021, from LARCIS report 5c. Per UCR rules, Homicide, Rape and Aggravated Assault stats are counted by victim. All other stats are counted by incident.

# City of West Hollywood

## Part II Crimes Report - June 2021

PART II CRIME	INCIDENTS
FORGERY	1
FRAUD	10
ID THEFT	0
SEX OFFENSES - FELONIES	0
SEX OFFENSES - MISDEMEANOR	3
ASSAULT, NON-AGGRAVATED	18
ASSAULT, NON-AGGRAVATED DOMESTIC	7
WEAPONS LAWS	4
OFFENSES AGAINST FAMILY	0
DEFRAUDING INNKEEPER	2
NARCOTICS	14
LIQUOR LAWS	0
DRUNK	8
DISORDERLY CONDUCT	0
GAMBLING	0
DRUNK DRIVING	3
VEHICLE / BOATING LAWS	45
VANDALISM	15
RECEIVING STOLEN PROPERTY	0
FEDERAL OFFENSES	1
FELONIES - MISCELLANEOUS	3
MISDEMEANORS, MISCELLANEOUS	10
<b>TOTAL</b>	<b>144</b>

West Hollywood Station - 2021 Club Pickpocket Thefts								
Month	Abbey	Mickey's	Hi Tops	1 Oak	Trunks	Motherlode	Beaches	Rocco's
JAN	0	0	0	0	0	0	0	0
FEB	0	0	0	0	0	0	0	0
MAR	0	0	0	0	0	0	0	0
APR	0	0	0	0	0	0	0	0
MAY	0	0	0	0	0	0	0	0
JUN	5	0	1	0	1	0	1	3
JUL								
AUG								
SEP								
OCT								
NOV								
DEC								
<b>TOTAL</b>	<b>5</b>	<b>0</b>	<b>1</b>	<b>0</b>	<b>1</b>	<b>0</b>	<b>1</b>	<b>3</b>



## **DUI STATS FOR THE MONTH OF JUNE 2021**

### **DUI ARREST LOCATIONS:**

June 7, 2021 – Santa Monica Boulevard/San Vicente Boulevard

June 27, 2021 – Laurel Avenue/Fountain Avenue

June 28, 2021 – Santa Monica Boulevard/Robertson Boulevard

**TOTAL DUI ARRESTS: 3**

### **DATE AND LOCATIONS OF TRAFFIC COLLISIONS:**

June 27, 2021 – Laurel Avenue/Fountain Avenue

**DATE AND LOCATIONS OF TRAFFIC COLLISIONS: 1**

## PEDESTRIAN/BICYCLISTS STATS FOR THE MONTH OF JUNE 2021

### VEHICLE VS PEDESTRIANS:

*June 2, 2021* – Santa Monica Boulevard/San Vicente Boulevard – Time 2209 (Unknown)

Unknown/undetermined due to the fact that there was no independent witnesses who observed if P/2 was crossing in the crosswalk on a red or if P/1 conducted a traffic violation by running through a red light.

*June 8, 2021* – Sunset Boulevard/Queens Road – Time 2019 (Driver at Fault)

P/1 caused the collision by driving at an unsafe speed and lost control of his vehicle – 22350 CVC

*June 13, 2021* – Crescent Heights Boulevard/Norton Avenue – Time 1340 (Driver at Fault)

The cause of this hit and run collision is due to P/1 operating a motorized scooter - 21230 CVC on a sidewalk and at an unsafe speed – 22350 CVC

*June 16, 2021* – Santa Monica Boulevard/Crescent Heights Boulevard – Time (Driver at Fault)

P/1 caused the collision by failing to yield to a pedestrian – 21950(a) CVC

*June 20, 2021* – Santa Monica Boulevard/Fairfax Avenue – Time 0055 (Driver at Fault)

P/1 caused the collision by failing to yield to a pedestrian – 21950(a) CVC

*June 20, 2021* – Cynthia Street/San Vicente Boulevard – Time 1400 (Driver at Fault)

P/1 caused the collision by failing to yield to a pedestrian – 21950(a) CVC

*June 23, 2021* – Santa Monica Boulevard/La Jolla Avenue – Time 2232 (Driver at Fault)

P/1 failed to stop at a solid red light and collided with P/2 and P/3 – 21453(a)

*June 24, 2021* – Sunset Boulevard/Carol Drive – Time 2050 (Driver at Fault)

P/1 caused the collision by failing to yield to a pedestrian – 21950(a) CVC

**TOTAL VEHICLE VS PEDESTRIANS: 8**

## **PEDESTRIAN/BICYCLISTS STATS FOR THE MONTH OF JUNE 2021**

### **VEHICLE VS BICYCLISTS:**

*June 4, 2021* – Fountain Avenue/Spaulding Avenue – Time 1838 (Driver at Fault)

P/1 over took the lane that P/2 was riding his bicycle in causing P/1 to side swipe P/2 - 21750 CVC. P/1 failed to stop and exchange information with P/2 – 20001(a) CVC

*June 11, 2021* – La Cienega Boulevard/Holloway Drive – Time 1820 (Driver at Fault)

P/1 caused the collision by making an unsafe lane change – 21658(a) CVC

**TOTAL VEHICLE VS BICYCLISTS: 2**