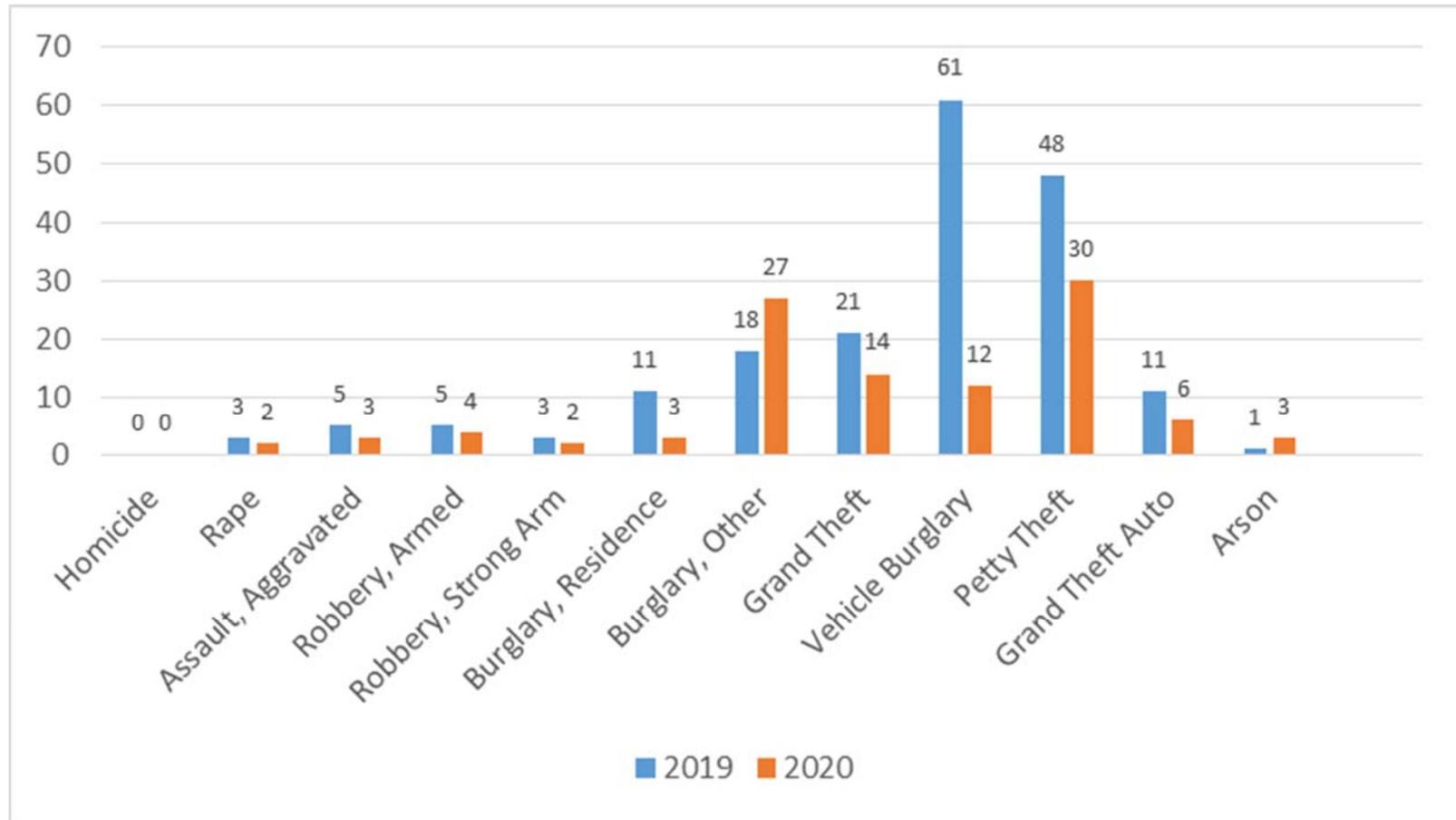


City of West Hollywood

	Calls for Service	Observations	Felony Arrests	Misdemeanor Arrests	Total Arrests	Response Emergency (Incidents)	Response Priority (Incidents)	Response Routine (Incidents)
December 2020	1,279	1,586	42	50	92	63	208	959
December 2019	1,879	2,357	52	168	220	71	246	1,470
	Calls for Service	Observations	Felony Arrests	Misdemeanor Arrests	Total Arrests	Response Emergency (Avg. Time)	Response Priority (Avg. Time)	Response Routine (Avg. Time)
Monthly Average 2020	1,525	2,044	58	133	191	3.7	8.4	26.3
Monthly Average 2019	1,970	2,283	56	186	242	3.3	9	27.5
	Calls for Service	Observations	Felony Arrests	Misdemeanor Arrests	Total Arrests	Response Emergency (Incidents)	Response Priority (Incidents)	Response Routine (Incidents)
Year to Date 2020	18,298	24,523	695	1,598	2,293	789	2,688	14,168
Year to Date 2019	23,644	27,395	665	2,236	2,901	885	2,831	19,113



West Hollywood – Whole City Part I Crime December 2019 vs. December 2020

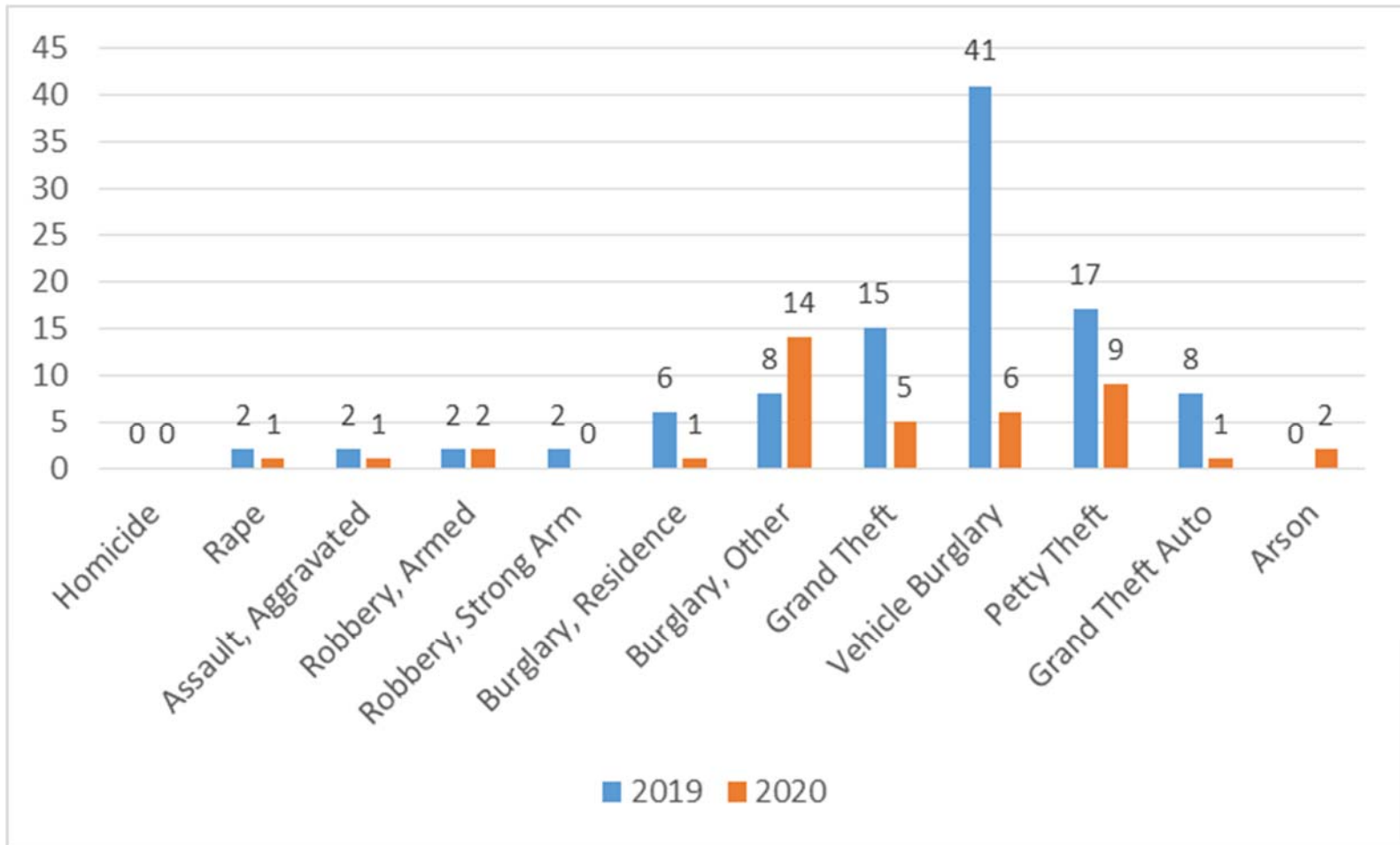


Prepared by WHD/CAU/BH

Stats extracted on 01/05/2020, from LARCIS report 5c. Per UCR rules, Homicide, Rape and Aggravated Assault stats are counted by victim. All other stats are counted by incident.



West Hollywood – West District Part I Crime December 2019 vs. December 2020

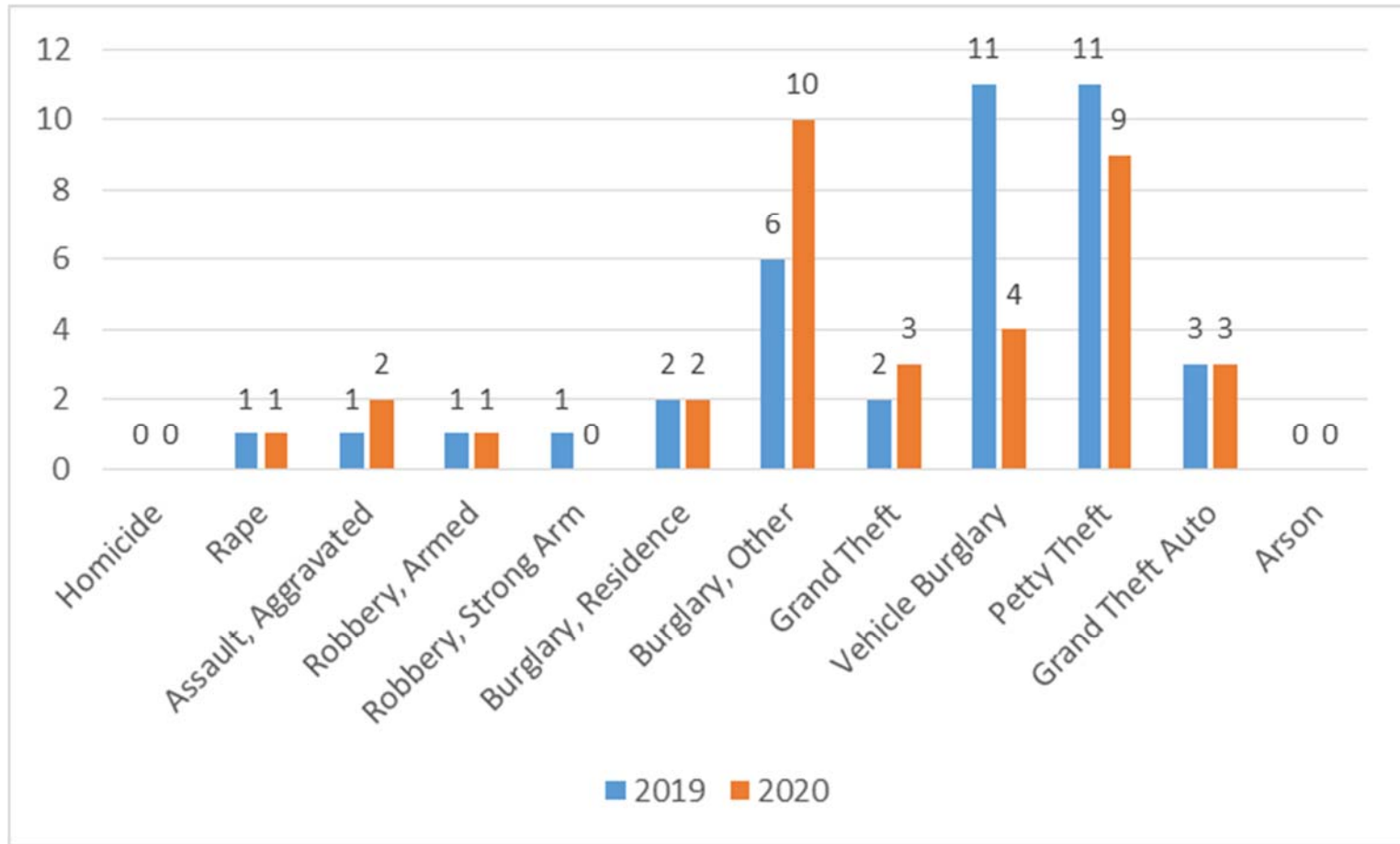


Prepared by WHD/CAU/BH

Stats extracted on 01/05/2020, from LARCIS report 5c. Per UCR rules, Homicide, Rape and Aggravated Assault stats are counted by victim. All other stats are counted by incident.



West Hollywood – City Center Part I Crime December 2019 vs. December 2020

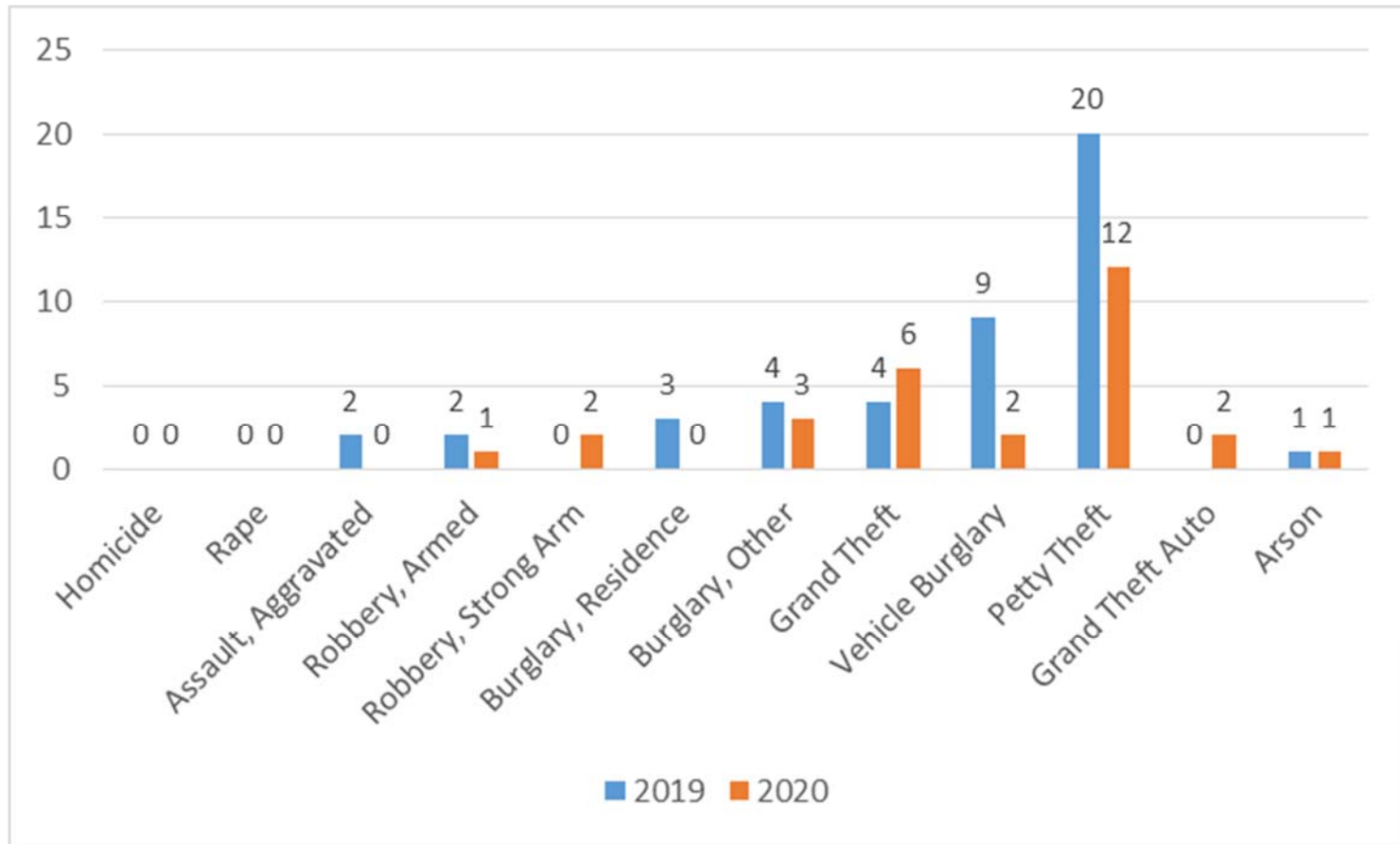


Prepared by WHD/CAU/BH

Stats extracted on 01/05/2020, from LARCIS report 5c. Per UCR rules, Homicide, Rape and Aggravated Assault stats are counted by victim. All other stats are counted by incident.



West Hollywood – East District Part I Crime December 2019 vs. December 2020



Prepared by WHD/CAU/BH

Stats extracted on 01/05/2020, from LARCIS report 5c. Per UCR rules, Homicide, Rape and Aggravated Assault stats are counted by victim. All other stats are counted by incident.

West Hollywood Station

Part 1 Crimes by Reporting District

December 2020

December 2020	West District					City Center				East District			
PART 1 CRIME	0971	0972	0977	0978	0986	0975	0976	0987	0988	0973	0974	0989	CITY TOTAL
HOMICIDE													0
RAPE					1			1					2
ASSAULT, AGGRAVATED			1			1	1						3
ROBBERY TOTAL	0	2	0	0	0	0	1	0		1	1	1	6
-ROBBERY, ARMED		2					1				1		4
-ROBBERY, STRONG ARMED										1		1	2
BURGLARY TOTAL	0	9	4	0	2	5	3	4	0	3	0	0	30
-BURGLARY, RESIDENCE			1			1	1						3
-BURGLARY, OTHER STRUCTURE		9	3		2	4	2	4		3			27
THEFT TOTAL	0	14	4	0	2	3	8	1	0	11	11	2	56
-GRAND THEFT		5				1	2			2	3	1	14
-VEHICLE BURGLARY		6				2	2			1	1		12
-LOCKER													0
-PETTY THEFT		3	4		2		4	1		8	7	1	30
GTA			1			1	2			1	1		6
ARSON				1	1					1			3
TOTAL	0	25	10	1	6	10	15	6	0	17	13	3	106

Total: 42

Total: 31

Total: 33

% OF ALL PART 1 CRIME
West District: 40%
City Center: 29%
East District: 31%

City of West Hollywood

Part II Crimes Report - December 2020

PART II CRIME	INCIDENTS
FORGERY	4
FRAUD	5
ID THEFT	0
SEX OFFENSES - FELONIES	0
SEX OFFENSES - MISDEMEANOR	1
ASSAULT, NON-AGGRAVATED	15
ASSAULT, NON-AGGRAVATED DOMESTIC	5
WEAPONS LAWS	2
OFFENSES AGAINST FAMILY	1
DEFRAUDING INNKEEPER	0
NARCOTICS	12
LIQUOR LAWS	0
DRUNK	3
DISORDERLY CONDUCT	1
GAMBLING	0
DRUNK DRIVING	3
VEHICLE / BOATING LAWS	41
VANDALISM	20
RECEIVING STOLEN PROPERTY	3
FEDERAL OFFENSES	0
FELONIES - MISCELLANEOUS	4
MISDEMEANORS, MISCELLANEOUS	14
TOTAL	134

West Hollywood Station - 2020 Club Pickpocket Thefts								
Month	Abbey	Mickey's	Hi Tops	1 Oak	Trunks	Motherlode	Beaches	Rocco's
JAN	7	9	1	0	0	0	0	2
FEB	10	8	0	0	2	2	0	4
MAR	2	2	1	0	1	0	0	0
APR	0	0	0	0	0	0	0	0
MAY	0	0	0	0	0	0	0	0
JUN	1	0	0	0	0	0	0	0
JUL	0	0	0	0	0	0	0	0
AUG	0	0	0	0	0	0	0	0
SEP	0	0	0	0	0	0	0	0
OCT	0	0	0	0	0	0	0	0
NOV	0	0	0	0	0	0	0	0
DEC	0	0	0	0	0	0	0	0
TOTAL	20	19	2	0	3	2	0	6

PEDESTRIAN/BICYCLISTS STATS FOR THE MONTH OF DECEMBER 2020

VEHICLE VS PEDESTRIANS:

December 10, 2020 – Fountain Avenue/Laurel Avenue – Time 0926 (Driver at Fault)

P/1 caused this collision by failing to yield to a pedestrian in a crosswalk – 21950(a) CVC

December 14, 2020 – La Cienega Boulevard/Rosewood Avenue – Time 1710 (Pedestrian at Fault)

P/1 caused the collision by failing to yield to oncoming traffic while crossing the roadway causing a hazard.

December 26, 2020 – Santa Monica Boulevard/Vista Street – Time 0911 (Driver at Fault)

P/1 caused this collision by failing to yield to a pedestrian in a crosswalk – 21950(a) CVC

TOTAL VEHICLE VS PEDESTRIANS: 3

VEHICLE VS BICYCLISTS:

VEHICLE VS BICYCLISTS: 0

DUI STATS FOR THE MONTH OF DECEMBER 2020

DUI ARREST LOCATIONS:

December 9, 2020 – 647 San Vicente Boulevard

December 11, 2020 – 8924 Cynthia Street

December 14, 2020 – Crescent Heights Boulevard/Santa Monica Boulevard

December 23, 2020 – 7757 Santa Monica Boulevard

TOTAL DUI ARRESTS: 4

DATE AND LOCATIONS OF TRAFFIC COLLISIONS:

December 9, 2020 – Santa Monica Boulevard/San Vicente Boulevard

December 11, 2020 – Hilldale Avenue/Cynthia Street

December 14, 2020 – Crescent Heights Boulevard/Romaine Street

DATE AND LOCATIONS OF TRAFFIC COLLISIONS: 3