



REQUEST FOR PROPOSALS

PROFESSIONAL DESIGN SERVICES FOR RULE 20B UNDERGROUNDING PROJECT IN THE CITY OF WEST HOLLYWOOD

RFP Issue Date: December 16, 2020

Proposal Due Date: January 13, 2021 at 5:00 pm

SUBMIT PROPOSAL ELECTRONICALLY TO:

<https://www.weho.org/city-government/city-departments/public-works/bids>

or

<http://www.planetbids.com/portal/portal.cfm?CompanyID=22761>

NOTICE INVITING PROPOSALS
FOR
PROFESSIONAL DESIGN SERVICES FOR RULE 20B UNDERGROUNDING PROJECT
IN THE CITY OF WEST HOLLYWOOD

PUBLIC NOTICE IS HEREBY GIVEN that the City of West Hollywood, invites proposals from qualified consultants to provide professional design services for a Rule 20b Undergrounding Project. Proposals shall only be submitted electronically. A copy of the full Request for Proposals (RFP) is available at no cost from the City of West Hollywood's website at the following website address links:

<https://www.weho.org/city-government/city-departments/public-works/bids>

or

<http://www.planetbids.com/portal/portal.cfm?CompanyID=22761>

The Request for Proposal (RFP) schedule is as follows:

- December 16, 2020 Date RFP issued
- December 30, 2020 5:00 pm Deadline for requests for clarification and questions
- January 6, 2021 5:00 pm Answers of requests for clarification and questions posted
- **January 13, 2021 5:00 pm **Deadline for proposal submission electronically.****
Any proposal received after this deadline will be considered to be non-responsive.

Evaluation Criteria

- 50% Qualifications/expertise of company/team & similar prior project experience/references
 - 1) Experience with similar kinds of work
 - 2) Understanding of the work to be done and the ability to meet project deadlines
 - 3) Technical qualifications of staff for work to be done
 - 4) Possession of any necessary certifications, permits, degrees, licenses, etc. required to perform the work

- 50% Schedule of Fees
 - 1) Lump sum Prices
 - 2) With the variable nature of how a respondent might list a total price under the Hourly Not-to-Exceed Prices, the fee nature is based on the hourly rates of the respondent, which will be analyzed in evaluation.

Award of Contract:

The award of contract, if made, will be in accordance with the evaluation criteria provided in the Request for Proposals document. The City of West Hollywood reserves the right to reject any and all proposals or to waive any irregularities or informalities in any proposals should it deem this necessary for the public good, and also the proposal of any Vendor who has been

delinquent or unfaithful in any former contract with the City of West Hollywood and to take all proposals under advisement for a period of ninety (90) days. No proposer may withdraw its proposal for a period of ninety (90) days after the deadline for submission of proposals. The City may at its discretion select more than one contractor to provide services, if it is in the best interest of the City.

Point of Contact:

The City's primary contact for this Request for Proposals is John Gilmour, who can be reached at via email at jgilmour@weho.org. Communication or solicitation with other City of West Hollywood Officials or Employees regarding an aspect of this RFP is expressly prohibited and may result in disqualification.

BY ORDER OF the City of West Hollywood

PROFESSIONAL DESIGN SERVICES FOR RULE 20B UNDERGROUNDING PROJECT IN THE CITY OF WEST HOLLYWOOD

BACKGROUND AND SCOPE:

The City of West Hollywood (“the City”) is undertaking an overhead utility removal and conversion to underground utility installation project with Southern California Edison, AT&T, and Charter/Spectrum, referred to as a “Rule 20” project. The City has been coordinating with the three utilities to remove all overhead wires, equipment, attachments, and utility poles on the following City streets:

- Melrose Ave, from Doheny Dr to San Vicente Blvd
- La Peer Dr, from Santa Monica Blvd to Melrose Ave
- Almont Dr, from Santa Monica Blvd to Merlose Ave

This removal scope of work pertains to both sides of the streets. The project then involves the construction of a joint trench undergrounding effort wherein all three utilities will convert their systems to underground conduit/wire systems. All three utilities are required to place their new underground conduits/wires in the same trench, stacked on each other. The utilities will need to install new vaults and pullboxes in the streets and sidewalks, as well as laterals/sweeps to objects in the sidewalk (such as cabinets, etc) and to customer service connections. All utility customers (private properties) along the street corridors will have their overhead services terminated and removed. Thus, they will all have new underground connections from the joint trench, to restore their services.

The three utilities commence this Rule 20 project under specific protocols dictated by their regulations filed with the State Utilities Commission. These rules break this Rule 20 project into two categories: Rule 20A projects, and Rule 20B projects. The above three street corridors are categorized accordingly:

- **Rule 20A** Melrose Ave, from Doheny Dr to San Vicente Blvd
- **Rule 20B** La Peer Dr, from Santa Monica Blvd to Melrose Ave
- **Rule 20B** Almont Dr, from Santa Monica Blvd to Merlose Ave

For Rule 20A projects, Southern California Edison (SCE) acts as the sole project manager and construction manager. SCE designs the entire electrical scope of work, and coordinates AT&T and Charter/Spectrum to design their entire telecom scope of work. SCE then packages all design plans, advertises a request for bids to contractors, awards a contract to a contractor, and manages the entire construction. This turn-key operation means that the entire scope of services for Rule 20A Melrose Ave, from Doheny Dr to San Vicente Blvd, is handled by SCE and thus has no scope of work in the City of West Hollywood’s RFP. This information is provided solely to provide background and necessary relation to the adjacent Rule 20B projects. The Rule 20A project ends at the southern tip of both LA Peer and Almont, and thus the Rule 20b projects

pick up where Rule 20a project ends.

For Rule 20B projects, SCE will not perform the turnkey management service. Instead SCE only provides the design and construction plans for the electrical scope of work. AT&T and Charter/Spectrum will also provide the design and construction plans for the telecom scope of work, however not under the management of SCE. These three construction plans are then submitted to the City of West Hollywood, and the City will advertise a request for bids to contractors, hire a contractor, and manage the construction. This applies to the streets of La Peer Dr, from Santa Monica Blvd to Melrose Ave, and Almont Dr, from Santa Monica Blvd to Melrose Ave.

One caveat to the Rule 20B projects is that the three utilities will only design and prepare construction plans for the infrastructure **within the public right-of-way**. Their plans will stop at the right-of-way line (aka property lines) along the entire corridors. The three utilities then require that the City hires a design consultant to investigate, design, and draw plans for the continuation of electrical and telecom service from the property line, through the private property, and to the service connections (panels, boxes) on the buildings. This includes investigating and designing any upgrades to the connection points (panels, boxes) that may be required to bring them up to building/electrical code, and/or bring them up to sufficient capacity or standards to receive the new underground services.

The City of West Hollywood is seeking proposals from qualified consultants for design and preparation of construction plans, specifications, and cost estimates (PS&E) for the construction of utility plans that cover the Rule 20B projects' private property sections:

- **Rule 20B** La Peer Dr, from Santa Monica Blvd to Melrose Ave
- **Rule 20B** Almont Dr, from Santa Monica Blvd to Melrose Ave

The current drafts of the three utility's plans are included in the RFP attachments. The design and production of these plans are on-going and subject to change, however the drafts represent a progress point and representation of expectations of the three utilities. The consultant shall review and fully understand the three utility's designs and plans. The consultant shall take over responsibility of all coordination with the three utilities during the contract period, to manage and coordinate the finalization of the three utility's designs and plans. The consultant shall review drafts and provide comments to the utilities. The consultant shall revise the consultant's own plans as necessary to match the evolving utilities designs and plans, and provide a uniform cohesive system.

The consultant shall take over responsibility of all coordination with all property owners along the street corridors. As mentioned in the RFP, the three utilities will not perform any scope of work within the private properties. This includes the actual outreach, investigation, and coordination with the property owners. The consultant shall provide a robust outreach effort to make contact with all affected property owners whose existing electrical and telecom services will be terminated and removed, to be replaced by new underground connections. The

consultant shall meet with the owners, discuss what is happening, and work with them on the improvements necessary within their properties to facilitate the undergrounding project. The consultant shall investigate the property to determine how the underground electrical and telecom systems can route through the property. The consultant shall investigate the existing buildings to determine how the electrical and telecom systems will be reconnected to the existing service panels/boxes, including determining any building/equipment upgrades that are necessary. The consultant shall design all of this and prepare the construction plans, specifications, and cost estimates covering the entire electrical and telecom undergrounding system from the property line, through the property, to the connection panels/boxes, and the upgrades to the connection panels/boxes.

The consultant shall submit a building permit application for every private property involved, including for any building modification/upgrades. All submittal fees will be waived. The consultant shall prepare all application materials, including plans, calculations, exhibits, etc. The consultant shall review all plan check comments and revised as necessary and resubmit, until obtaining permit approval.

The consultant shall be responsible to research and obtain directly any substructure and subsurface utility record as-builts as needed to complete the scope of work. The consultant shall be responsible to produce any survey or boundary mapping as necessary to complete the scope of work. Plans shall show all objects in the vicinity of the proposed infrastructure, including but not limited to, curb ramps, curbs, gutters, street lights, traffic signals, utility boxes, trees, building edges, cross walks, parking stalls, parking meters, parking stalls, etc. No construction elements shall be listed on the construction document package as to be developed by the contractor or other party at a later date.

The selected consultant shall provide a bid table and cost estimate broken out line by line for each appropriate construction element, so as to be included in bid documents for a contractor to bid on.

Consultant shall attend any necessary meetings with City staff, utility purveyors, and property owners, during the design of the project.

Consultant shall produce a preliminary design set of plans for the initial concept phase, for review by City staff. City staff will discuss the designs and provide direction/feedback on continuation of design or alteration required. Consultant shall then produce 75% PS&E set for submittal and review by City staff. Consultant shall then produce final bid-ready 100% PS&E set for submittal and review by City staff.

The consultant shall also provide construction administration services, such as submittals and RFIs review and response, and attending preconstruction and construction meetings as necessary, performing construction inspections, preparing as-builts, and reviewing contractor invoicing and quantities.

The consultant shall also provide construction management services, fully managing the construction of the electrical and telecom scope of work performed by the City hired contractor. The consultant shall be responsible to manage the schedule performance of the contractor, coordinate the contractor with the City, utilities, and property owners. The consultant shall inspect the work as it's performed daily. Consultant shall maintain project files and logs of the construction. Consultant shall prepare and submit to the City daily inspection reports detailing all work performed that day, any disputed work, and any claims of extra work. Consultant shall attempt to resolve field issues and value engineer solutions. The consultant shall notify the City of any substantial issues, for City to provide direction. The consultant will review payment invoices and determine approval or revision as necessary. The consultant will perform final site walk and punch list for each property. Consultant shall monitor contractor's work to contract compliance and codes. Consultant shall assist in making sure all notifications are distributed to the community, and coordinate as necessary the contractor and public.

INSPECTION OF THE SITE:

Each prospective proposer is responsible for fully acquainting themselves with all conditions, instructions, and requirements of this RFP, that the respondent conducted such additional site investigations as necessary, that the respondent is capable of providing the services requested by the City in a manner that meets City's objectives and requirements as outlined in this RFP, and that respondent has reviewed and inspected all materials submitted in response to this RFP.

Once the award(s) have been made, a failure to read the conditions, instructions, and specifications herein shall not be cause to alter the contract or for respondent(s) to request additional compensation.

STANDARD SPECIFICATIONS AND STANDARD PLANS:

All work shall comply with the Standard Specifications and Plans of the City of West Hollywood Department of Public Works, the Standard Specifications for Public Works Construction (Greenbook), the Standard Plans for Public Works Construction, the California Building Code, Electric Code, and Plumbing Code, the ADA, the Standard Specifications and Plans of Caltrans, and the Standard Specifications and Plans of the County of Los Angeles Department of Public Works.

PROPOSAL DUE DATE AND SUBMITTAL:

Proposals shall only be submitted electronically to the City of West Hollywood via the following website address links:

<https://www.weho.org/city-government/city-departments/public-works/bids>

or

<http://www.planetbids.com/portal/portal.cfm?CompanyID=22761>

The electronic proposal system will close on January 13, 2021 at exactly 5:00 PM.

Please note that all proposals are due at, or prior to, the time and date of the deadline. Late responses cannot be accepted. All applicable forms required to be completed per the Proposal Documents shall be submitted electronically prior to the Bid date and time. Hard copies will not be accepted as a viable proposal. It is the Proposer's sole responsibility to ensure that its proposal is received as specified. Proposals may be submitted earlier than the date(s) and time(s) indicated.

Be sure you allow adequate time for the proposal submittal process to ensure receipt of the complete proposal prior to the closing date and time. Under most circumstances (i.e. standard file sizes of less than 10 MB total file size and a reasonably current uploading capable computer at your site) the submittal should take less than 10 minutes. Additional time will be needed if you are using older equipment with slower upload capability, or if your proposal has large file attachments or a large number of items.

Remember to save your proposal periodically in case of internet connection or power loss. Saving attached files (i.e. to a draft) can also help reduce the time needed to upload your submittal. You may edit a submittal at any time prior to the deadline.

REQUESTS FOR CLARIFICATION/QUESTIONS REGARDING THIS RFP:

Proposers must satisfy themselves by personally examining the work site, Standard Specifications, Standard Plans, and other contract documents and by any other means as they may believe necessary, as to the actual physical conditions, requirements, and difficulties under which the work must be performed. No proposer shall at any time, after submission of a proposal, make any claim or assertion that there was any misunderstanding or lack of information regarding the nature or amount of work necessary for the satisfactory completion of the job. Any errors, omissions, or discrepancies found in RFP documents shall be called to the attention of the City by submission of a written request for clarification or question. Such submission, if any, must be sent using the "Q&A" tab of the electronic proposal system at:

<https://www.weho.org/city-government/city-departments/public-works/bids>

or

<http://www.planetbids.com/portal/portal.cfm?CompanyID=22761>

Any inquiry should state the question only, without additional information, using the "Q&A" tab of the electronic proposal system. Responses to questions or comments provided by any other department, employee, or City office concerning the RFP will not be valid and will not bind the City. Inquiries received via telephone, fax, email or in-person will not receive a response. City's responses to all submitted questions will be posted electronically at the end of the question period.

The deadline for submittal of Requests for Clarification/Questions is December 30, 2020 at 5:00 pm. Any requests for clarification/questions received after this deadline will not be answered.

Communication or solicitation with other City of West Hollywood Officials or Employees regarding any aspect of this RFP is expressly prohibited and may result in disqualification.

Anyone submitting a proposal or is on a proposal team shall not contact any City employee or City Council members regarding any aspect of this RFP unless in the manner described above. From the time the City has released this RFP and throughout the evaluation period; any email, telephone, text message, social media, face to face contact and/or communication, where there has been discussion of this RFP, may be the basis for a submittal being disqualified from consideration.

PUBLIC RECORDS AND RIGHT TO SUBMITTED PROPOSALS:

All proposals, inquiries, responses, or correspondence related to or in reference to this request for proposals, and all documentation submitted by a Firm will become the property of the City when received.

The City of West Hollywood is subject to California law regarding disclosure of public records. Firms must clearly identify any information they regard as proprietary in the proposal. Any such information should be marked "Proprietary" or "Confidential." Information that is proprietary within the meaning of California law will be withheld from any public records requests. All other information is subject to disclosure.

FORMAT FOR THE PROPOSALS:

The Respondent(s) selected for the contract will be responsible for complying with all conditions of this RFP and any subsequent formal agreements. All responses provided should be as detailed as possible, to provide the proposal evaluators with enough information to make an assessment of the Respondent(s)' services in accordance with the requirements herein. The City of West Hollywood shall not be liable for any pre-contractual expenses incurred by any proposer or the selected Respondent. Respondents shall not include any such expenses as part of the price proposal in response to this RFP. Submit a proposal containing the following:

1. Overview of the Company:

Provide an overview of the company and your experience in public works projects for other municipalities in the Southern California area. If this is a large company with several branches/offices, include a description of the local office that will be providing the services for this contract. Describe how your company is structured and how it plans to provide experienced, knowledgeable, and professional staff, who will deliver quality deliverables on this project. Describe why the City should select your company over other proposals that may be submitted?

Designate a qualified individual who will be the primary contact and will serve as the project manager.

Instead of providing a resume for this person, describe the project manager's background, focusing on why you chose this person to be the project manager. Cite specific examples of

skills, experience, knowledge, lessons learned, and also how this person has led a team to deliver similar work, as requested in the scope of work. Describe this person's understanding of the work to be done and the ability to meet project deadlines. List any certificates, licenses, degrees, training, or special equipment training that this project manager has that may be relevant towards completing the scope of work.

If a team will support the project manager in executing the scope of work, provide the name of each team member (including respective sub project managers) and all tasks assigned to each team member. If the team member is from a subcontracted firm, provide the name of the company that this person works, so we can identify what work is being subcontracted out if any.

Instead of providing a resume for each person, describe each team member's background, focusing on their experience to do the tasks assigned, and why you are using this person for those tasks. Cite specific examples of skills, experience, knowledge, lessons learned, and also how this person has led a team to deliver similar work, as requested in the scope of work. Describe each person's understanding of the work to be done and the ability to meet project deadlines. List any certificates, licenses, degrees, training, or special equipment training that this project manager has that may be relevant towards completing the scope of work.

2. **Scope of Work.** Describe your plan to complete the scope of work, identify deliverables, select milestones for progress and final submittals, and provide a realistic timeline to complete the scope of work.
3. **Reference Projects.** Instead of providing just a long list of names of past jobs your company has worked on, select five projects of similar scope that took place in the Southern California area, that show your ability to complete this RFP's scope of work. Similar work for other public agencies is preferred. Note which projects your designated project manager worked on, as well as which projects your designated team work on. For each project provide a reference person and phone number of the client, who can confirm your work experience on that project.

Each reference project must include the following information:

- Agency or name of company you provided services to
- Name of the contact person who can verify the work you have done
- Telephone number and/or email of the contact person
- Name of project
- Location of project
- Date(s) (month/year to month/year) you provided services to them
- Description of the work done and the role of your company on the project
- Reason why this reference project demonstrates your team's ability to complete the scope of work in this RFP

- A sample plan sheet is not required but desirable
 - A photo is not required but desirable
4. **Schedule of Fees.** Fill in completely all information on the bid schedule form and submit with bidder's proposal package. The Bid shall be based upon the materials, equipment, and systems required by the RFP documents. By placing a bid, bidder is acknowledging bidder has the expertise and financial capacity to perform and complete all obligations under the RFP documents and the person executing the bid is duly authorized and empowered to execute the bid. All blanks on the bid schedule form shall be filled in legibly. Bidder will make no stipulations on the bid schedule form nor qualify the bid in any manner. Failure to submit a price for any bid item will result in the bid being considered nonresponsive. If bidder does not require a fee for any specific bid item, write in "\$0". The bid shall be based upon full completion of all the work as described in the RFP documents. **Also submit your hourly rate sheets, that will be associated with any bid items that are listed as to be paid via hourly rates for time actually spent on task.**

CONTRACT REQUIREMENTS:

The selected consultant shall be required to enter into contract with the City of West Hollywood to provide the scope of work. A copy of the standard contract, including all requirements of the contract, is attached to this RFP.

SELECTION CRITERIA:

The criteria for evaluating the submitted proposals will take the following items into consideration:

- 50% Qualifications/expertise of company/team & similar prior project experience/references
- 5) Experience with similar kinds of work
 - 6) Understanding of the work to be done and the ability to meet project deadlines
 - 7) Technical qualifications of staff for work to be done
 - 8) Possession of any necessary certifications, permits, degrees, licenses, etc. required to perform the work
- 50% Schedule of Fees
- 1) Lump sum Prices
 - 2) With the variable nature of how a respondent might list a total price under the Hrly Not-to-Exceed Prices, the fee nature is based on the hourly rates of the respondent, which will be analyzed in evaluation.

The proposals will be reviewed by City staff members. The committee will evaluate each submitted proposal and score them according to the criteria above. An average of the scores will be used to rank the proposals. Depending on the number of proposals submitted, the top tier of proposers may be asked to come in for an interview. The City reserves the right to negotiate pricing and for additional terms. The City also reserves the right to begin negotiations and enter into a contract without an interview or further discussions. Once negotiations are

complete, a recommendation will be submitted to the City Council for approval of the contract.

RIGHT TO REJECT ANY OR ALL PROPOSALS:

The City of West Hollywood reserves the right to reject any or all proposals, to waive technicalities or formalities, and to accept any proposal deemed to be in the best interest of the City. Where two or more firms are deemed equal, the City reserves the right to make the award to one of the two firms.

WITHDRAWAL OF PROPOSALS:

Prior to the Proposal submittal deadline, a proposal may be withdrawn by the Proposer only by using the Agency's electronic system. No proposer may withdraw its proposal for a period of ninety (90) days after the deadline for submission of proposals.

IRREGULAR PROPOSALS:

Unauthorized conditions, limitations, or provisions attached to a proposal will render it irregular and may cause its rejection. The completed proposal forms shall be without interlineations, alterations, or erasures. Alternative proposals will not be considered unless specifically requested. No oral, faxed, emailed, or telephonic proposal will be considered.

DISQUALIFICATION OF PROPOSERS:

More than one proposal from an individual, firm, partnership, corporation, or association under the same or different names will not be considered. Reasonable grounds for believing that any Proposer is interested in more than one proposal for the work contemplated will cause the rejection of all proposals in which such Proposer is interested. If there is reason for believing that collusion exists among the Proposers, all proposals will be rejected and none of the participants in such collusion will be considered in future proposals.

Attachments

Attachment 1 – Bid Schedule

Attachment 2 - Standard Agreement Template

Attachment 3 – SCE, AT&T, Charter/Spectrum Draft Rule 20a Plans

Attachment 4 – SCE, AT&T, Charter/Spectrum Draft Rule 20b Plans

Attachment 1

Bid Schedule

BID SCHEDULE

PROFESSIONAL DESIGN SERVICES FOR RULE 20B UNDERGROUNDING PROJECT IN THE CITY OF WEST HOLLYWOOD

Company Name: _____

Note: Bid Item Work described below is abbreviated for formatting purposes. Bidder warrants by entering pricing below that he/she has thoroughly read the entire RFP document package, has thoroughly reviewed the site, and that his/her pricing encompasses all work described in the bid documents sections and necessary for execution of work.

ITEM NO.	DESCRIPTION	UNIT	QTY	UNIT PRICE	AMOUNT
1	Design Management (Coordination with Utilities, Property Owners, City Staff. Building Permit process)	Hrly Rates – Not to Exceed	1	\$	\$
2	Design Plans, Specifications, & Estimates for Rule 20B Private Property Areas (includes site investigation)	Lump Sum	1	\$	\$
3	Construction Management (Coordination with Utilities, Property Owners, City Staff. Review RFIs, Shop Drawings, Submittals. Manage contractor schedule, performance. Inspect daily. Submit daily reports. Coordinate notification outreach.)	Hrly Rates – Not to Exceed	1	\$	\$

TOTAL BID (#1 thru #3) = \$ _____

TOTAL BID WRITTEN IN WORDS:

BIDDER'S INFORMATION

Company Name: _____

Form of Legal Entity (i.e., individual, partnership, corporation, etc.)

If corporation, State of Incorporation (i.e., California) _____

Address _____

Telephone No. _____

Bidder's Name (Print): _____

Bidder's Signature: _____

Bidder's Title: _____.

Attachment 2

Standard Agreement Template

CITY OF WEST HOLLYWOOD
AGREEMENT FOR SERVICES
Licensed Design Professionals

This Agreement is made on this ___ day of _____, 2021, at West Hollywood, California, by and between the City of West Hollywood, a municipal corporation, 8300 Santa Monica Boulevard, West Hollywood, California 90069 (hereinafter referred to as the "CITY") and XYZ Company, 1500 Main Street, City, CA 90000 (hereinafter referred to as the "CONTRACTOR").

RECITALS

- A. The CITY proposes to contract for professional services as outlined below;
- B. The CITY conducted an RFP issued in Month, 2020, and selected CONTRACTOR as the preferred service provider;
- C. The CONTRACTOR is willing to perform such services and has the necessary qualifications by reason of experience, preparation, and organization to provide such services;

NOW, THEREFORE, the CITY and the CONTRACTOR, mutually agree as follows:

- 1. **SERVICES.** The CONTRACTOR shall perform those services set forth in "Exhibit A," which is attached hereto and incorporated herein by reference.
- 2. **TERM OF AGREEMENT.** The term of this contract shall commence upon execution by both parties and shall expire on June 30, 2021 unless extended in writing in advance by both parties.
- 3. **TIME OF PERFORMANCE.** The services of the CONTRACTOR are to commence upon receipt of a notice to proceed from the CITY and shall continue until all authorized work is completed to the CITY's satisfaction, in accordance with the schedule incorporated in "Exhibit A," unless extended in writing by the CITY.
- 4. **PAYMENT FOR SERVICES.** The CONTRACTOR shall be compensated in an amount not to exceed \$_____ for services provided pursuant to this Agreement as described in "Exhibit A." Compensation shall under no circumstances be increased except by written amendment of this Agreement. The CONTRACTOR shall be paid within forty-five (45) days of presentation of an invoice to the CITY for services performed to the CITY's satisfaction. The CONTRACTOR shall submit invoices monthly describing the services performed, the date services were performed, a description of reimbursable costs (if allowed), and any other information requested by the CITY.
- 5. **CONTRACT ADMINISTRATION.**
 - 5.1. **The CITY's Representative.** Unless otherwise designated in writing, John Gilmour, shall serve as the CITY's representative for the administration of the project. All activities performed by the CONTRACTOR shall be coordinated with this person.

- 5.2. **Manager-in-Charge.** For the CONTRACTOR, _____ shall be in charge of the project on all matters relating to this Agreement and any agreement or approval made by them shall be binding on the CONTRACTOR. The Manager-in-Charge shall not be replaced without the written consent of the CITY.
- 5.3. **Responsibilities of the CITY.** The CITY shall provide all relevant documentation in its possession to the CONTRACTOR upon request in order to minimize duplication of efforts. The CITY's staff shall work with the CONTRACTOR as necessary to facilitate performance of the services.
- 5.4. **Personnel.** The CONTRACTOR represents that it has or will secure at its own expense all personnel required to perform the services under this Agreement. All of the services required under this Agreement will be performed by the CONTRACTOR or under its supervision, and all personnel engaged in the work shall be qualified to perform such services. The CONTRACTOR reserves the right to determine the assignment of its own employees to the performance of the CONTRACTOR's services under this Agreement, but the CITY reserves the right, for good cause, to require the CONTRACTOR to exclude any employee from performing services on the CITY's premises.

6. TERMINATION.

- 6.1. **Termination for Convenience.** Either party may terminate this Agreement without cause and in its sole discretion at any time by giving the other party thirty (30) days' written notice of such termination. In the event of such termination, the CONTRACTOR shall cease services as of the date of termination and shall be compensated for services performed to the CITY's satisfaction up to the date of termination.
- 6.2. **Termination for Cause.** All terms, provisions, and specifications of this Agreement are material and binding, and failure to perform any material portion of the work described herein shall be considered a breach of this Agreement. Should the Agreement be breached in any manner, the CITY may, at its option, terminate the Agreement not less than five (5) days after written notification is received by the CONTRACTOR to remedy the violation within the stated time or within any other time period agreed to by the parties. In the event of such termination, the CONTRACTOR shall be responsible for any additional costs incurred by the CITY in securing the services from another consultant.

7. **INDEMNIFICATION.** CONSULTANT shall indemnify, defend with counsel approved by CITY, and hold harmless CITY, its officers, officials, employees and volunteers from and against all liability, loss, damage, expense, cost (including without limitation reasonable attorneys' fees, expert fees and all other costs and fees of litigation) of every nature arising out of or in connection with CONSULTANT's negligence, recklessness or willful misconduct in the performance of work hereunder or its failure to comply with any of its obligations contained in this AGREEMENT to the degree determined by agreement of the parties or in a final and non-appealable judgment to

be proportionate to its liability. Should CITY in its sole discretion find CONSULTANT'S legal counsel unacceptable, then CONSULTANT shall reimburse the CITY its costs of defense, including without limitation reasonable attorneys' fees, expert fees and all other costs and fees of litigation. The CONSULTANT shall promptly pay any final judgment rendered against the CITY (and its officers, officials, employees and volunteers) with respect to claims determined by a trier of fact to have been CONSULTANT's allocated share of liability. It is expressly understood and agreed that the foregoing provisions are intended to be as broad and inclusive as is permitted by the law of the State of California and will survive termination of this Agreement.

8. **INSURANCE REQUIREMENTS.** Prior to the beginning of and throughout the duration of the Work, CONTRACTOR will maintain insurance in conformance with the requirements set forth below. CONTRACTOR will use existing coverage to comply with these requirements. If that existing coverage does not meet the requirements set forth here, CONTRACTOR agrees to amend, supplement or endorse the existing coverage to do so. CONTRACTOR acknowledges that the insurance coverage and policy limits set forth in this section constitute the minimum amount of coverage required. Any insurance proceeds available to City in excess of the limits and coverage required in this agreement and which is applicable to a given loss, will be available to City.

- 8.1. The CONTRACTOR, at the CONTRACTOR's own cost and expense, shall procure and maintain, for the duration of the contract, the following insurance policies:

- 8.1.1. **Workers' Compensation Coverage.** The CONTRACTOR shall maintain Workers' Compensation Insurance and Employer's Liability Insurance for its employees in accordance with the laws of the State of California. In addition, the CONTRACTOR shall require any and every subcontractor to similarly maintain Workers' Compensation Insurance and Employer's Liability Insurance in accordance with the laws of the State of California for all of the subcontractor's employees. Any notice of cancellation or non-renewal of all Workers' Compensation policies must be received by the CITY at least thirty (30) days prior to such change. The insurer shall agree to waive all rights of subrogation against the CITY, its officers, agents, employees, and volunteers for losses arising from work performed by the CONTRACTOR for City.

This provision shall not apply if the CONTRACTOR has no employees performing work under this Agreement. If the CONTRACTOR has no employees for the purposes of this Agreement, the CONTRACTOR shall sign the "Certificate of Exemption from Workers' Compensation Insurance" which is attached hereto and incorporated herein by reference as "Exhibit B."

- 8.1.2. **General Liability Coverage.** The CONTRACTOR shall maintain commercial general liability insurance in an amount of not less than one million dollars (\$1,000,000) per occurrence for bodily injury,

personal injury, and property damage. If a commercial general liability insurance form or other form with a general aggregate limit is used, either the general aggregate limit shall apply separately to the work to be performed under this Agreement or the general aggregate limit shall be at least twice the required occurrence limit.

- 8.1.3. **Automobile Liability Coverage.** The CONTRACTOR shall maintain automobile liability insurance covering bodily injury and property damage for all activities of the CONTRACTOR arising out of or in connection with the work to be performed under this Agreement, including coverage for owned, hired, and non-owned vehicles, in an amount of not less than three hundred thousand dollars (\$300,000) combined single limit for each occurrence. If CONTRACTOR or CONTRACTOR's employees will use personal autos in any way on this project, CONTRACTOR shall obtain evidence of personal auto liability coverage for each such person.
- 8.1.4. **Professional Liability Coverage.** The CONTRACTOR shall maintain professional errors and omissions liability insurance for protection against claims alleging negligent acts, errors, or omissions which may arise from the CONTRACTOR's operations under this Agreement, whether such operations be by the CONTRACTOR or by its employees, subcontractors, or subconsultants, and "Covered Professional Services" as designated in the policy must specifically include work performed under this agreement. The amount of this insurance shall not be less than one million dollars (\$1,000,000) on a claims-made annual aggregate basis, or a combined single-limit-per-occurrence basis. The policy retroactive date shall be on or before the effective date of this agreement.
- 8.1.5. **Excess or Umbrella Liability Insurance (Over Primary)** if used to meet limit requirements, shall provide coverage at least as broad as specified for the underlying coverages. Any such coverage provided under an umbrella liability policy shall include a drop down provision providing primary coverage above a maximum \$25,000 self-insured retention for liability not covered by primary but covered by the umbrella. Coverage shall be provided on a "pay on behalf" basis, with defense costs payable in addition to policy limits. Policy shall contain a provision obligating insurer at the time insured's liability is determined, not requiring actual payment by the insured first. There shall be no cross liability exclusion precluding coverage for claims or suits by one insured against another. Coverage shall be applicable to City for injury to employees of CONTRACTOR, subconsultants or others involved in the Work. The scope of coverage provided is subject to approval of City following receipt of proof of insurance as required herein. Limits are subject to review but in no event less than \$1,000,000 per occurrence.

- 8.2. **Endorsements.** Each general liability and automobile liability insurance policy shall be issued by insurers possessing a Best's rating of no less than A-VII.

CITY OF WEST HOLLYWOOD
AGREEMENT FOR SERVICES – Licensed Design Professionals

Each general liability insurance policy shall be endorsed with the specific language of Section 8.2.1 below. CONTRACTOR also agrees to require all contractors, and subcontractors to do likewise.

- 8.2.1. “The CITY, its elected or appointed officers, officials, employees, agents, and volunteers are to be covered as additional insureds with respect to liability arising out of work performed by or on behalf of the CONTRACTOR, including materials, parts, or equipment furnished in connection with such work or operations.”
- 8.2.2. This policy shall be considered primary insurance as respects the CITY, its elected or appointed officers, officials, employees, agents, and volunteers. Any insurance maintained by the CITY, including any self-insured retention the CITY may have, shall be considered excess insurance only and shall not contribute with this policy.
- 8.2.3. This insurance shall act for each insured and additional insured as though a separate policy had been written for each, except with respect to the limits of liability of the insuring company.
- 8.2.4. Notwithstanding the provisions included in any of the ISO Additional Insured Endorsement forms, CONTRACTOR acknowledges that the insurance coverage and policy limits set forth in this section constitute the minimum amounts of coverage required. Any insurance proceeds available to the CITY in excess of the limits and coverage required in this agreement and which is applicable to a given loss will be available to the CITY.
- 8.2.5. The insurer waives all rights of subrogation against the CITY, its elected or appointed officers, officials, employees, or agents regardless of the applicability of any insurance proceeds, and agrees to require all subcontractors to do likewise.
- 8.2.6. Any failure to comply with reporting provisions of the policies shall not affect coverage provided to the City, its elected or appointed officers, officials, employees, agents, or volunteers.
- 8.2.7. The insurance provided by this policy shall not be suspended, voided or reduced in coverage or in limits except after thirty (30) days’ written notice has been submitted to the CITY and approved of in writing, except in the case of cancellation, for which ten (10) days’ written notice shall be provided.
- 8.2.8. Contractor agrees to provide immediate notice to City of any claim or loss against Contractor arising out of the work performed under this agreement. City assumes no obligation or liability by such notice, but has the right (but not the duty) to monitor the handling of any such claim or claims if they are likely to involve City.

- 8.3. **Self Insured Retention/Deductibles.** All policies required by this Agreement shall allow City, as additional insured, to satisfy the self-insured retention (“SIR”) and/or deductible of the policy in lieu of the CONTRACTOR (as the named insured) should CONTRACTOR fail to pay the SIR or deductible requirements. The amount of the SIR or deductible shall be subject to the approval of the City Attorney and the Finance Director. CONTRACTOR understands and agrees that satisfaction of this requirement is an express condition precedent to the effectiveness of this Agreement. Failure by CONTRACTOR as primary insured to pay its SIR or deductible constitutes a material breach of this Agreement. Should City pay the SIR or deductible on CONTRACTOR’s behalf upon the CONTRACTOR’s failure or refusal to do so in order to secure defense and indemnification as an additional insured under the policy, City may include such amounts as damages in any action against CONTRACTOR for breach of this Agreement in addition to any other damages incurred by City due to the breach.
- 8.4. **Certificates of Insurance.** The CONTRACTOR shall provide certificates of insurance with original endorsements to the CITY as evidence of the insurance coverage required herein. Certificates of such insurance shall be filed with the CITY on or before commencement of performance of this Agreement. Current certification of insurance shall be kept on file with the CITY at all times during the term of this Agreement. The CONTRACTOR shall provide written evidence of current automobile coverage to comply with the automobile insurance requirement.
- 8.5. **Failure to Procure Insurance.** Failure on the part of the CONTRACTOR to procure or maintain required insurance shall constitute a material breach of contract under which the CITY may terminate this Agreement pursuant to Section 6.2 above.
9. **ASSIGNMENT AND SUBCONTRACTING.** The parties recognize that a substantial inducement to the CITY for entering into this Agreement is the professional reputation, experience, and competence of the CONTRACTOR. Assignments of any or all rights, duties, or obligations of the CONTRACTOR under this Agreement will be permitted only with the express consent of the CITY. The CONTRACTOR shall not subcontract any portion of the work to be performed under this Agreement without the written authorization of the CITY. If the CITY consents to such subcontract, the CONTRACTOR shall be fully responsible to the CITY for all acts or omissions of the subcontractor. Nothing in this Agreement shall create any contractual relationship between the CITY and subcontractor nor shall it create any obligation on the part of the CITY to pay or to see to the payment of any monies due to any such subcontractor other than as otherwise is required by law.
10. **COMPLIANCE WITH LAWS, CODES, ORDINANCES, AND REGULATIONS.** The CONTRACTOR shall use the standard of care in its profession to comply with all applicable federal, state, and local laws, codes, ordinances, and regulations.
- 10.1. **Taxes.** The CONTRACTOR agrees to pay all required taxes on amounts paid to the CONTRACTOR under this Agreement, and to indemnify and hold the CITY harmless from any and all taxes, assessments, penalties, and interest

asserted against the CITY by reason of the independent contractor relationship created by this Agreement. In the event that the CITY is audited by any Federal or State agency regarding the independent contractor status of the CONTRACTOR and the audit in any way fails to sustain the validity of a wholly independent contractor relationship between the CITY and the CONTRACTOR, then the CONTRACTOR agrees to reimburse the CITY for all costs, including accounting and attorneys' fees, arising out of such audit and any appeals relating thereto.

- 10.2. **Workers' Compensation Law.** The CONTRACTOR shall fully comply with the workers' compensation law regarding the CONTRACTOR and the CONTRACTOR's employees. The CONTRACTOR further agrees to indemnify and hold the CITY harmless from any failure of the CONTRACTOR to comply with applicable workers' compensation laws. The CITY shall have the right to offset against the amount of any compensation due to the CONTRACTOR under this Agreement any amount due to the CITY from the CONTRACTOR as a result of the CONTRACTOR's failure to promptly pay to the CITY any reimbursement or indemnification arising under this Section.
- 10.3. **Licenses.** The CONTRACTOR represents and warrants to the CITY that it has all licenses, permits, qualifications, insurance, and approvals of whatsoever nature which are legally required of the CONTRACTOR to practice its profession. The CONTRACTOR represents and warrants to the CITY that the CONTRACTOR shall, at its sole cost and expense, keep in effect or obtain at all times during the term of this Agreement any licenses, permits, insurance, and approvals which are legally required of the CONTRACTOR to practice its profession. The CONTRACTOR shall maintain a City of West Hollywood business license, if required under CITY ordinance.
- 10.4. **Code of Ethics.** CONTRACTOR hereby affirms that it will abide by the provisions of the West Hollywood Code of Ethics throughout the term of this Agreement. A copy of the Code of Ethics is attached as Exhibit C.
11. **CONFLICT OF INTEREST.** The CONTRACTOR confirms that it has no financial, contractual, or other interest or obligation that conflicts with or is harmful to performance of its obligations under this Agreement. The CONTRACTOR shall not during the term of this Agreement knowingly obtain such an interest or incur such an obligation, nor shall it employ or subcontract with any person for performance of this Agreement who has such incompatible interest or obligation.
12. **NON-DISCRIMINATION AND EQUAL EMPLOYMENT OPPORTUNITY.** The CONTRACTOR represents and agrees that it does not and will not discriminate against any employee or applicant for employment because of race, religion, color, national origin, sex, sexual orientation, gender identity, political affiliation or opinion, medical condition, or pregnancy or pregnancy-related condition. The CONTRACTOR will take affirmative action to ensure that applicants are employed, and that employees are treated during employment without regard to their race, religion, color, national origin, sex, sexual orientation, gender identity, political affiliation or opinion, medical condition, or pregnancy or pregnancy-related condition. Such action shall include, but not be limited to the following: employment, upgrading, demotion or

transfer; recruitment or recruitment advertising; layoffs or termination; rates of pay or other forms of compensation; and selection for training, including apprenticeship. The CONTRACTOR agrees to include in all solicitations or advertisements for employment and to post in conspicuous places, available to employees and applicants for employment, notices setting forth the provisions of this nondiscrimination clause.

13. **LIVING WAGE ORDINANCE.** The CONTRACTOR shall abide by the provisions of the West Hollywood Living Wage Ordinance. During the term of this Agreement, the CONTRACTOR shall keep on file sufficient evidence of its employee compensation to enable verification of compliance with the West Hollywood Living Wage Ordinance.
14. **EQUAL BENEFITS ORDINANCE, No. 03-662.** The CONTRACTOR shall abide by the provisions of the West Hollywood Equal Benefits Ordinance. During the term of this Agreement, the CONTRACTOR shall keep on file sufficient evidence of its employee compensation and any applicable benefits packages, as those benefits relate to the coverage of the domestic partners of CONTRACTOR's employees, which shall include; bereavement leave; family medical leave, and health insurance benefits, to enable verification of compliance with the West Hollywood Equal Benefits Ordinance.
15. **RESTRICTIONS: Arab League Boycott of Israel.** The CONTRACTOR hereby affirms it does not honor the Arab League Boycott of Israel.
16. **RECORDS AND AUDITS.** The CONTRACTOR shall maintain accounts and records, including personnel, property, and financial records, adequate to identify and account for all costs pertaining to this Agreement and such other records as may be deemed necessary by the CITY or any authorized representative. All records shall be made available at the request of the CITY, with reasonable notice, during regular business hours, and shall be retained by the CONTRACTOR for a period of three years after the expiration of this Agreement.
17. **OWNERSHIP OF DOCUMENTS.** It is understood and agreed that the CITY shall own all documents and other work product of the CONTRACTOR, except the CONTRACTOR's notes and workpapers, which pertain to the work performed under this Agreement. The CITY shall have the sole right to use such materials in its discretion and without further compensation to the CONTRACTOR, but any re-use of such documents by the CITY on any other project without prior written consent of the CONTRACTOR shall be at the sole risk of the CITY. The CONTRACTOR shall at its sole expense provide all such documents to the CITY upon request.
18. **PROMOTION.** The CONTRACTOR shall have the right to include representations of the design of the project, including photographs and renderings of the exterior and interior, among the CONTRACTOR's promotional and professional materials after receiving authorization in writing by the CITY. The CONTRACTOR's materials shall not include the CITY's confidential or proprietary information if the CITY has previously advised the CONTRACTOR in writing of the specific information considered by the CITY to be confidential or proprietary. The CITY shall provide professional credit for the CONTRACTOR on the construction sign and in the promotional materials for the project.

19. **INDEPENDENT CONTRACTOR.** The CONTRACTOR is and shall at all times remain as to the CITY a wholly independent CONTRACTOR. Neither the CITY nor any of its agents shall have control over the conduct of the CONTRACTOR or any of the CONTRACTOR's employees or agents, except as herein set forth. The CONTRACTOR shall not at any time or in any manner represent that it or any of its agents or employees are in any manner agents or employees of the CITY. The CONTRACTOR shall have no power to incur any debt, obligation, or liability on behalf of the CITY or otherwise act on behalf of the CITY as an agent.
20. **NOTICE.** All Notices permitted or required under this Agreement shall be in writing, and shall be deemed made when delivered to the applicable party's representative as provided in this Agreement. Additionally, such notices may be given to the respective parties at the following addresses, or at such other addresses as the parties may provide in writing for this purpose.

Such notices shall be deemed made when personally delivered or when mailed forty-eight (48) hours after deposit in the U.S. mail, first-class postage prepaid, and addressed to the party at its applicable address.

City of West Hollywood
8300 Santa Monica Blvd.
West Hollywood, CA 90069-6216

Attention: John Gilmour

CONTRACTOR:
Organization Name
Street Address, City State ZIP

Attention: _____

21. **GOVERNING LAW.** This Agreement shall be governed by the laws of the State of California.
22. **ENTIRE AGREEMENT; MODIFICATION.** This Agreement supersedes any and all other agreements, either oral or written, between the parties, and contains all of the covenants and agreements between the parties. Each party to this Agreement acknowledges that no representations, inducements, promises, or agreements, oral or otherwise, have been made by any party, or anyone acting on behalf of any party, which are not embodied herein. Any agreement, statement, or promise not contained in the Agreement, and any modification to the Agreement, will be effective only if signed by both parties.
23. **WAIVER.** Waiver of a breach or default under this Agreement shall not constitute a continuing waiver of a subsequent breach of the same or any other provision under this agreement. Payment of any invoice by the CITY shall not constitute a waiver of the CITY's right to obtain correction or replacement of any defective or noncompliant work product.

24. **EXECUTION.** This Agreement may be executed in several counterparts, each of which shall constitute one and the same instrument and shall become binding upon the parties when at least one copy hereof shall have been signed by both parties hereto. In approving this Agreement, it shall not be necessary to produce or account for more than one such counterpart.
25. **AUTHORITY TO ENTER AGREEMENT.** The CONTRACTOR has all requisite power and authority to conduct its business and to execute, deliver, and perform this Agreement. Each party warrants that the individuals who have signed this Agreement have the legal power, right, and authority to make this Agreement and to bind each respective party.

CITY OF WEST HOLLYWOOD
AGREEMENT FOR SERVICES – Licensed Design Professionals

IN WITNESS WHEREOF, the parties have executed this Agreement the _____ day of _____, 2020.

CONTRACTOR: _____

Name, Title:

CITY OF WEST HOLLYWOOD:

Jackie Rocco, Director of Public Works

Paul Arevalo, City Manager

ATTEST:

Yvonne Quarker, City Clerk

**CITY OF WEST HOLLYWOOD
AGREEMENT FOR SERVICES**

Licensed Design Professionals

Exhibit A

Scope of Services:

Time of Performance:

The term of this contract shall commence upon execution by both parties and shall expire on June 30, 20__ unless extended in writing in advance by both parties.

Special Payment Terms:

**CITY OF WEST HOLLYWOOD
AGREEMENT FOR SERVICES**

Exhibit B

**Certificate of Exemption from
Workers' Compensation Insurance**

<i>TO:</i>	City of West Hollywood
<i>SUBJECT:</i>	Sole Proprietor/Partnership/Closely Held Corporation with No Employees

Please let this memorandum notify the City of West Hollywood that I am a

- sole proprietor
- partnership
- nonprofit organization
- closely held corporation

and do not have any employees whose employment requires me to carry workers' compensation insurance. Therefore, I do not carry worker's compensation insurance coverage.

Contractor Signature _____

Printed Name of Contractor _____

Date _____

CITY OF WEST HOLLYWOOD CODE OF ETHICS FOR CONTRACTORS

The purpose of this Code of Ethics (“Code of Ethics”) is to define the ethical standards for CONTRACTORS providing services to the CITY of West Hollywood. This Code of Ethics consists of policies and implementing rules intended to advance the CITY’s goals of providing professional services to the public. All CONTRACTORS hired by the CITY shall pledge in writing to abide by the CITY’s Code of Ethics.

Policy 1. CONTRACTORS shall be committed to the CITY.

Rules:

1.1 CONTRACTOR will serve the CITY with integrity, competence, independence, objectivity, and professionalism.

1.2 CONTRACTOR will mutually establish with the CITY realistic expectations of the benefits and the results of the services.

1.3 CONTRACTOR will only accept assignments for which CONTRACTOR possesses the requisite experience and competence to perform and will only assign staff or engage colleagues with the knowledge and expertise needed to serve the CITY effectively.

1.4 Before accepting any engagement, CONTRACTOR will ensure that CONTRACTOR has worked with the CITY to establish a mutual understanding of the objectives, scope, work plan, and fee arrangements.

1.5 CONTRACTOR will treat appropriately all confidential CITY information that is not public knowledge, take reasonable steps to prevent it from access by unauthorized people, and will not take advantage of proprietary or privileged information, either for use by CONTRACTOR or any third party, without the CITY’s express written permission.

1.6 CONTRACTOR will avoid conflicts of interest or the appearance of such and will immediately disclose to the CITY circumstances or interests that CONTRACTOR believe may influence the judgment or objectivity of CONTRACTOR.

1.7 CONTRACTOR will offer to withdraw from a consulting assignment when CONTRACTOR believes the objectivity or integrity of the CONTRACTOR may be impaired.

**CITY OF WEST HOLLYWOOD
CODE OF ETHICS FOR CONTRACTORS**

Policy 2. CONTRACTORS shall be committed to fiscal integrity.

Rules:

2.1 CONTRACTOR will agree in advance with the CITY on the basis for fees and expenses and will charge fees that are reasonable and commensurate with the services delivered and the responsibility accepted.

2.2 CONTRACTOR will not accept commissions, remuneration, or other benefits from a third party in connection with the recommendations to the CITY and will disclosure in advance any financial interests that form any part of recommendations to the CITY.

Policy 3. CONTRACTORS shall be committed to the public and the profession.

Rules:

3.1 CONTRACTOR will report to the CITY Manager any violation of this Code of Ethics, dangerous behavior, or illegal activities witnessed by the CONTRACTOR during the performance of the services for the CITY.

3.2 CONTRACTOR will respect the rights of consulting colleagues and consulting firms and will not use their proprietary information or methodologies without permission.

3.3 CONTRACTOR will represent the profession with integrity and professionalism in relations with clients, colleagues, and the general public.

3.4 CONTRACTOR will not advertise services in a deceptive manner or misrepresent or denigrate individual consulting practitioners, consulting firms, or the consulting profession.

3.5 CONTRACTOR will promote adherence to the Code of Ethics by other member CONTRACTORS working on CONTRACTOR's behalf.

Approved by City Council Minute Order on February 3, 2020

Attachment 3

SCE, AT&T, Charter/Spectrum Draft Rule 20a Plans

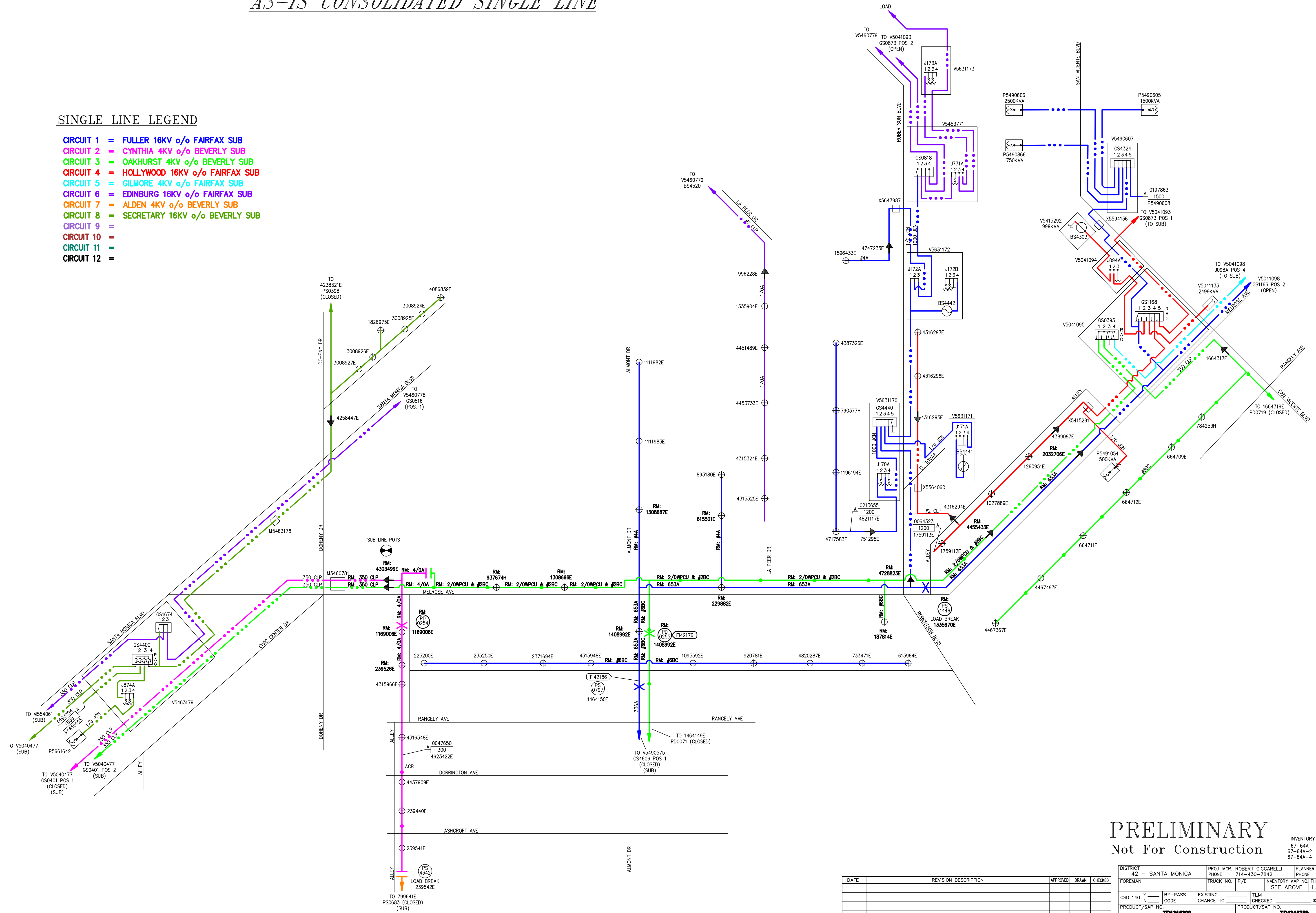
(For Reference)

Southern California Edison Plans

AS-IS CONSOLIDATED SINGLE LINE

SINGLE LINE LEGEND

- CIRCUIT 1 = FULLER 16KV o/o FAIRFAX SUB
- CIRCUIT 2 = CYNTHIA 4KV o/o BEVERLY SUB
- CIRCUIT 3 = OAKHURST 4KV o/o BEVERLY SUB
- CIRCUIT 4 = HOLLYWOOD 16KV o/o FAIRFAX SUB
- CIRCUIT 5 = GILMORE 4KV o/o FAIRFAX SUB
- CIRCUIT 6 = EDINBURG 16KV o/o FAIRFAX SUB
- CIRCUIT 7 = ALDEN 4KV o/o BEVERLY SUB
- CIRCUIT 8 = SECRETARY 16KV o/o BEVERLY SUB
- CIRCUIT 9 =
- CIRCUIT 10 =
- CIRCUIT 11 =
- CIRCUIT 12 =



PRELIMINARY
Not For Construction

INVENTORY MAP NO.'S:
67-64A 67-63B
67-64A-2 67-64A-5
67-64A-4 67-63B-6

DATE	REVISION DESCRIPTION	APPROVED	DRAWN	CHECKED
07/03/20	RESHEET, PROPOSED CURBS ADDED DUCT TO SHEET 3 & 5	TP	AR	AR
03/09/20	ADDITIONAL SURVEY ADDED TO SHEET 2, 3, 5, 6 CIRCUIT MAP UPDATED		SW/ASP/EM/ASP	
04/18/19	ADDITIONAL SURVEY ADDED TO SHEET 3		IA/ASP/ASP/SL	
2/25/19	ADDED DUCT & CIRCUIT INFO AT ROBERTSON BLVD FROM DESIGN 441308	TP	SR	DE

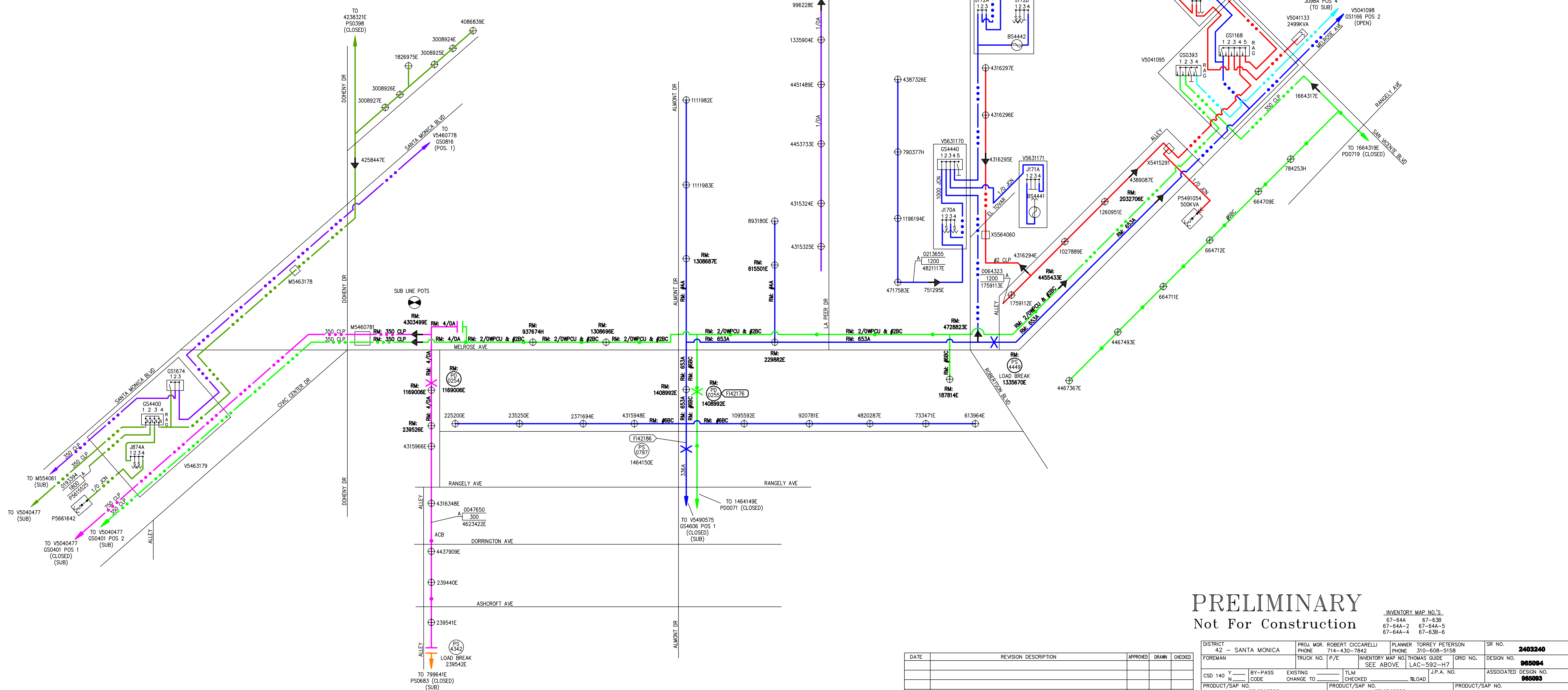
DISTRICT 42 - SANTA MONICA	PROJ. MGR. ROBERT TORRELLI PHONE 714-430-7842	PLANNER TORREY PETERSON PHONE 310-608-5158	SR NO. 2403240
FOREMAN	TRUCK NO. / P/E	INVENTORY MAP NO. / THOMAS GUIDE	GRID NO. / DESIGN NO.
CSD 140 Y	BY-PASS	SEE ABOVE	LAC-592-H7
PRODUCT/SAP NO.	TD1315390	PRODUCT/SAP NO.	TD1315389
PROPOSED CONSTRUCTION (LOCATION) RULE 20 - FULLER 16KV o/o FAIRFAX SUB MELROSE AVE & SANTA MONICA BLVD WEST HOLLYWOOD			
B	12/29/17	FP/AR/ASP	AL/ASP
52836			
TYPE APPROVED BY	DATE	CHECKED BY	DRAWN BY
			PAX #
Southern California Edison Company			1A of 4
			0965094

Printed: Dec 04, 2020 5:11pm paterali

AS-IS CONSOLIDATED SINGLE LINE

SINGLE LINE LEGEND

- CIRCUIT 1 = FULLER 16KV o/o FAIRFAX SUB
- CIRCUIT 2 = CYNTHIA 4KV o/o BEVERLY SUB
- CIRCUIT 3 = OAKHURST 4KV o/o BEVERLY SUB
- CIRCUIT 4 = HOLLYWOOD 16KV o/o FAIRFAX SUB
- CIRCUIT 5 = GILMORE 4KV o/o FAIRFAX SUB
- CIRCUIT 6 = EDINBURG 16KV o/o FAIRFAX SUB
- CIRCUIT 7 = ALDEN 4KV o/o BEVERLY SUB
- CIRCUIT 8 = SECRETARY 16KV o/o BEVERLY SUB
- CIRCUIT 9 =
- CIRCUIT 10 =
- CIRCUIT 11 =
- CIRCUIT 12 =



PRELIMINARY
Not For Construction

INVENTORY MAP NO.'S
67-64A 67-63B
67-64A-2 67-64A-5
67-64A-4 67-63B-6

DATE	REVISION DESCRIPTION	APPROVED	DRAWN	CHECKED
07/03/20	RESHEET, PROPOSED CURB ADDED DUCT TO SHEET 3 & 5	TP	AR	AR
03/09/20	ADDITIONAL SURVEY ADDED TO SHEET 2, 3, 5, 6 CIRCUIT MAP UPDATED	SW/ASP/ASP		
04/18/19	ADDITIONAL SURVEY ADDED TO SHEET 3	IA/ASP/ASP/SL		
2/25/19	ADDED DUCT & CIRCUIT INFO AT ROBERTSON BLVD FROM DESIGN 441308	TP	SR	DE

DISTRICT 42 - SANTA MONICA	PROJ. MGR. ROBERT CICCARELLI PHONE 714-430-7842	PLANNER TORREY PETERSON PHONE 310-608-5158	SR NO. 2403240
FOREMAN	TRUCK NO. P/E	INVENTORY MAP NO. THOMAS GUIDE SEE ABOVE	GRID NO. LAC-592-H7
CSD 140 Y N	BY-PASS EXISTING CHANGE TO	TLM CHECKED	J.P.A. NO.
PRODUCT/SAP NO. TD1316390	PRODUCT/SAP NO. TD1316390	PRODUCT/SAP NO.	ASSOCIATED DESIGN NO. 965094
PROPOSED CONSTRUCTION (LOCATION) RULE 20 - FULLER 16KV o/o FAIRFAX SUB MELROSE AVE & SANTA MONICA BLVD WEST HOLLYWOOD			DESIGN NO. 965094
TYPE APPROVED BY DATE 12/29/17			ASSOCIATED DESIGN NO. 965093
DRAWN BY PAX #			SHEET 1B OF 4
Southern California Edison Company			JOB NO. 0965094

SPEED LIMIT 35

SPEED LIMIT 35

1 EX: M5460781 MANHOLE
 5'x10'6"x7" TUB STYLE
 EX: 1- 5 MH 5'x10'6"x7" TUB 36" OP
 RM: 1- JJ 3-DBE 350 600A (FIG. D) (OAKHURST 4KV)
 RM: 1- JJ 3-DBE 350 600A (FIG. D) (CYNTHIA 4KV)
 IN: 3- JJ DBE SPL 1-BODY 2-WY 350 15/25KV 600A (FIG. A) (OAKHURST 4KV)
 IN: 3- JJ DBE SPL 1-BODY 2-WY 350 15/25KV 600A (FIG. A) (CYNTHIA 4KV)

2 CI: V5648626 VAULT
 7'x18'x8" TUB STYLE
 CI: 1- 5 V 7'x18'x8" TUB 2 PIECE
 CI: 1- SS TAX EXCV CST FOR VLT
 IN: 1- SL CBL RACK STL 30" FOR VLT/MH
 IN: 1- SW UC SF6 LB RAG 4-WY 600A 17.5KV
 SN:
 IN: 1- TR UG BT MC F DE 25KVA 12KV 120/240 1P
 SN:
 IN: 3- JJ 3-DBE 350 600A (FIG. D) (POS. 1, 3 & 4)
 IN: 2- JJ DBE 1/0 200A W/BUSH EXT 1/0 600A (FIG. B) (POS. 2)
 IN: 1- JJ DBE RCPT INS W/1ST PNT 600A (FIG. C) (POS. 2)
 IN: 2- JJ LBE 1/0 200A 12KV (FOR XFMR)
 IN: 3- JJ DBE SPL 1-BODY 2-WY 350 15/25KV 600A
 MI: 25- MI: 25' 3-1/1/0 JCN 4KV

MATCHLINE STA. 55+00
 SEE SHEET 3



SCALE: 1" = 30' FT

SURVEYED
 DATE: 2/24/20

SURVEYED
 DATE: 12/01/17

UNDERGROUND SERVICE ALERT
 1-800-422-4133
 or
 1-800-227-2600
 Call USA
 For Underground Locating
 2 Working Days Before You Dig

PRELIMINARY
 Not For Construction

INVENTORY MAP NO.'S
 67-64A 67-63B
 67-64A-2 67-64A-5
 67-64A-4 67-63B-6

DATE	REVISION DESCRIPTION	APPROVED	DRAWN	CHECKED
07/03/20	RESHEET, PROPOSED CURB ADDED DUCT TO SHEET 3 & 5	TP	AR	AR
03/09/20	ADDITIONAL SURVEY ADDED TO SHEET 3, 5, 6 CIRCUIT MAP UPDATED	SW/ASP/EM/ASP		
04/18/19	ADDITIONAL SURVEY ADDED TO SHEET 3	IA/ASP/ASP/SL		
2/25/19	ADDED DUCT & CIRCUIT INFO AT ROBERTSON BLVD FROM DESIGN 441308	TP	SR	DE

DISTRICT 42 - SANTA MONICA	PROJ. MGR. ROBERT CICCARELLI PHONE 714-430-7842	PLANNER TORREY PETERSON PHONE 310-608-5158	SR NO. 2403240
FOREMAN	TRUCK NO. P/E	INVENTORY MAP NO. THOMAS GUIDE SEE ABOVE	GRID NO. DESIGN NO. 965094
CSD 140 Y BY-PASS N CODE	EXISTING CHANGE TO	TLM CHECKED	J.P.A. NO. ASSOCIATED DESIGN NO. 965093
PRODUCT/SAP NO. TD1916390	PRODUCT/SAP NO. TD1916390	PRODUCT/SAP NO.	PROPOSED CONSTRUCTION (LOCATION) RULE 20 - FULLER 16KV o/o FAIRFAX SUB MELROSE AVE & SANTA MONICA BLVD WEST HOLLYWOOD
DATE APPROVED BY	DATE	CHECKED BY	DRAWN BY
			PAX #
Southern California Edison Company			SHEET 2 of 4
			JOB NO. 0965094

FileRef: Dec. 04, 2020 01:16pm petersen

9 Cl: V5648628 VAULT
 7'x18'x8' TUB STYLE
 CI: 1- S V 7'X18'X8' TUB 2 PIECE
 CF: 1- SS TAX EXCV CST FOR VLT
 IN: 1- SL CBL RACK STL 30" FOR VLT/MH

1 Cl: V5648469 VAULT
 7'x18'x8' TUB STYLE
 CI: 1- S V 7'X18'X8' TUB 2 PIECE
 CF: 1- SS TAX EXCV CST FOR VLT
 IN: 1- SL CBL RACK STL 30" FOR VLT/MH

Cl: V5631290 VAULT 2
 7'x18'x8' TUB STYLE
 CI: 1- S V 7'X18'X8' TUB 2 PIECE
 CF: 1- SS TAX EXCV CST FOR VLT
 IN: 1- SL CBL RACK STL 30" FOR VLT/MH

5 Cl: V5648627 VAULT
 7'x18'x8' TUB STYLE
 CI: 1- S V 7'X18'X8' TUB 2 PIECE
 CF: 1- SS TAX EXCV CST FOR VLT
 IN: 1- SL CBL RACK STL 30" FOR VLT/MH

3 Cl: V5648889 VAULT
 7'x18'x8' TUB STYLE
 CI: 1- S V 7'X18'X8' TUB 2 PIECE
 CF: 1- SS TAX EXCV CST FOR VLT
 IN: 1- SL CBL RACK STL 30" FOR VLT/MH

SEE SHEET 2
 MATCHLINE STA. 48+85
 MATCHLINE STA. 55+00
 SEE SHEET 4
 MATCHLINE STA. 62+00

11 Cl: 2 1/2" 109' 4/OBC
 V8626 TO 1699E

12 Cl: 2 1/2" 109' 4/OBC
 V8626 TO 1699E

13 Cl: 2 1/2" 109' 4/OBC
 V8626 TO 1700E

Cl: 1 3/4" 228'
 V1290 TO HH

P/U EX. 4-5" & EXTEND WITH
 Cl: 1 1/2" 497'
 V1290 TO M1096
 IN: 721 3-1000 JCN 16KV

P/U EX. 6-5" & EXTEND WITH
 Cl: 1 1/2" 497'
 V1290 TO M1096

SURVEYED
 DATE: 2/24/20

SURVEYED
 DATE: 12/01/17



SCALE: 1" = 30' FT
 UNDERGROUND SERVICE ALERT
 1-800-422-4133
 or
 1-800-227-2600
 Call USA
 For Underground Locating
 2 Working Days Before You Dig

PRELIMINARY
 Not For Construction

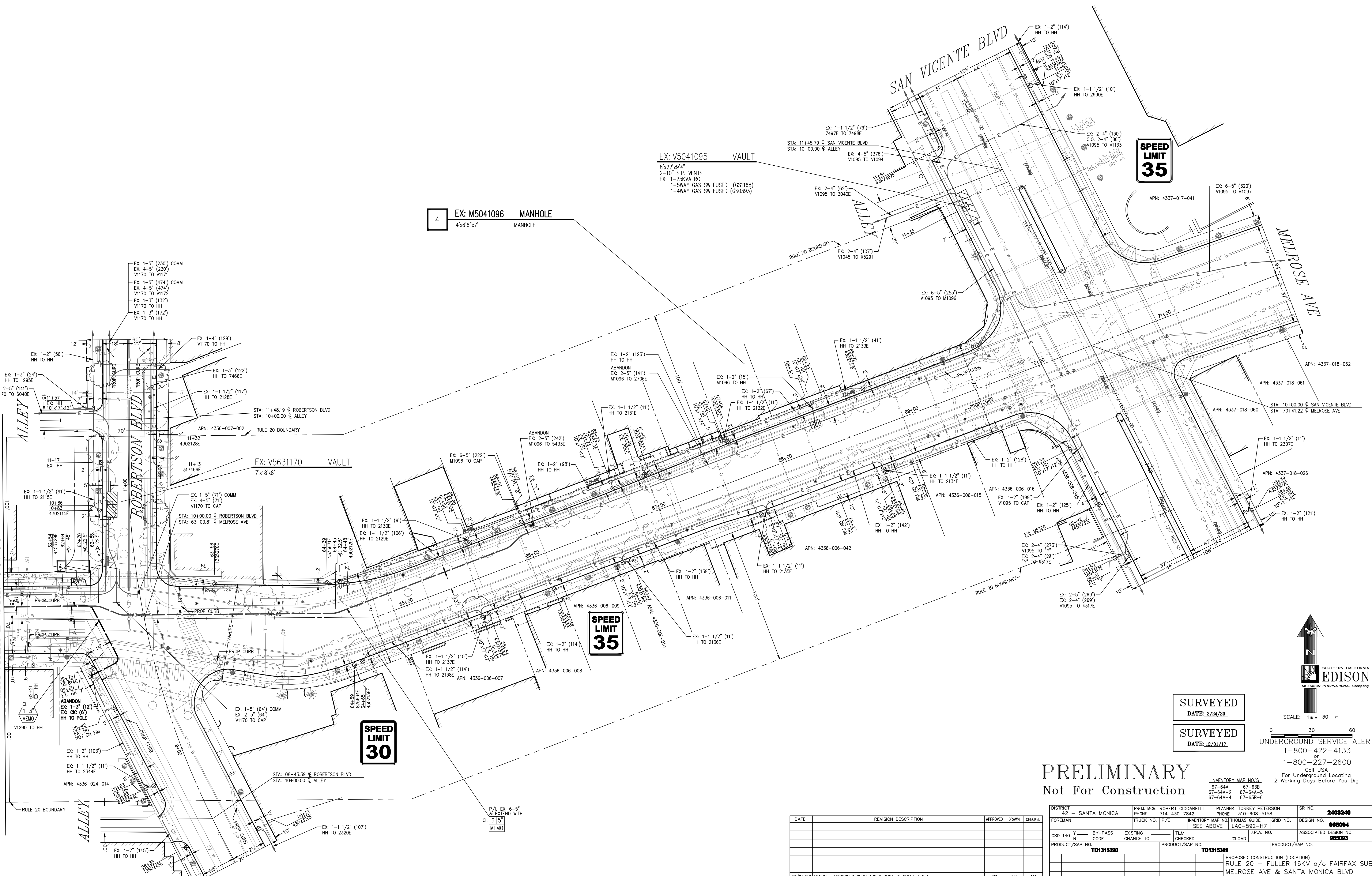
INVENTORY MAP NO.'S
 67-64A 67-63B
 67-64A-2 67-64A-5
 67-64A-4 67-63B-6

DATE	REVISION DESCRIPTION	APPROVED	DRAWN	CHECKED
07/03/20	RESHEET, PROPOSED CURB ADDED DUCT TO SHEET 3 & 5	TP	AR	AR
03/09/20	ADDITIONAL SURVEY ADDED TO SHEET 2, 3, 5, 6 CIRCUIT MAP UPDATED	SW/ASP/EM/ASP		
04/18/19	ADDITIONAL SURVEY ADDED TO SHEET 3	IA/ASP/ASP/SL		
2/25/19	ADDED DUCT & CIRCUIT INFO AT ROBERTSON BLVD FROM DESIGN 441308	TP	SR	DE

DISTRICT 42 - SANTA MONICA	PROJ. MGR. ROBERT CICCARELLI PHONE 714-430-7842	PLANNER TORREY PETERSON PHONE 310-608-5158	SR NO. 2403240
FOREMAN	TRUCK NO. P/E	INVENTORY MAP NO. THOMAS GUIDE SEE ABOVE	GRID NO. LAC-592-H7
CSD 140 Y N	BY-PASS EXISTING CHANGE TO	TLM CHECKED	J.P.A. NO. ASSOCIATED DESIGN NO. 965094
PRODUCT/SAP NO. TD1315390	PRODUCT/SAP NO. TD1315390	PRODUCT/SAP NO.	
PROPOSED CONSTRUCTION (LOCATION) RULE 20 - FULLER 16KV o/o FAIRFAX SUB MELROSE AVE & SANTA MONICA BLVD WEST HOLLYWOOD			
TYPE APPROVED BY DATE		CHECKED BY DATE	DRAWN BY PAX #
Southern California Edison Company			SHEET 3 OF 4
			JOB NO. 0965094

965094-01-1.dwg Plotfile: Dec 04, 2020 5:18pm internal

SEE SHEET 3
MATCHLINE STA. 62+00



4 EX: M5041096 MANHOLE
4'x6'x7'

EX: V5041095 VAULT
8'x22'x9'4"
2-10" S.P. VENTS
EX: 1-25KVVA RO
1-5WAY GAS SW FUSED (GS1168)
1-4WAY GAS SW FUSED (GS0393)

EX: V5631170 VAULT
7'x18'x8'

SPEED LIMIT 35

SPEED LIMIT 30

SPEED LIMIT 35

SURVEYED
DATE: 2/24/20

SURVEYED
DATE: 12/01/17



SCALE: 1" = 30' FT

UNDERGROUND SERVICE ALERT
1-800-422-4133
1-800-227-2600
Call USA
For Underground Locating
2 Working Days Before You Dig

PRELIMINARY
Not For Construction

INVENTORY MAP NO.'S
67-64A 67-63B
67-64A-2 67-64A-5
67-64A-4 67-63B-6

DATE	REVISION DESCRIPTION	APPROVED	DRAWN	CHECKED
07/03/20	RESHEET, PROPOSED CURB ADDED DUCT TO SHEET 3 & 5	TP	AR	AR
03/09/20	ADDITIONAL SURVEY ADDED TO SHEET 2, 3, 5, 6 CIRCUIT MAP UPDATED	SW/ASPEM/ASP		
04/18/19	ADDITIONAL SURVEY ADDED TO SHEET 3	IA/ASP/ASP/SL		
2/25/19	ADDED DUCT & CIRCUIT INFO AT ROBERTSON BLVD FROM DESIGN 441308	TP	SR	DE

DISTRICT 42 - SANTA MONICA	PROJ. MGR. ROBERT CICCARELLI PHONE 714-430-7842	PLANNER TORREY PETERSON PHONE 310-608-5158	SR NO. 2403240
FOREMAN	TRUCK NO. P/E	INVENTORY MAP NO. THOMAS GUIDE SEE ABOVE LAC-592-147	DESIGN NO. 965094
CSD 140 Y N CODE	BY-PASS EXISTING CHANGE TO	TLM CHECKED	J.P.A. NO. ASSOCIATED DESIGN NO. 965093
PRODUCT/SAP NO. TD1915390	PRODUCT/SAP NO. TD1915388	PRODUCT/SAP NO.	
PROPOSED CONSTRUCTION (LOCATION) RULE 20 - FULLER 16KV o/o FAIRFAX SUB MELROSE AVE & SANTA MONICA BLVD WEST HOLLYWOOD			DESIGN NO. 965094
TYPE APPROVED BY DATE CHECKED BY DRAWN BY PAX #			SHEET 4 OF 4
Southern California Edison Company			JOB NO. 0965094

965094-010-1.dwg
 Plot Date: Dec 04, 2020 09:58am pdt001

AT&T Plans

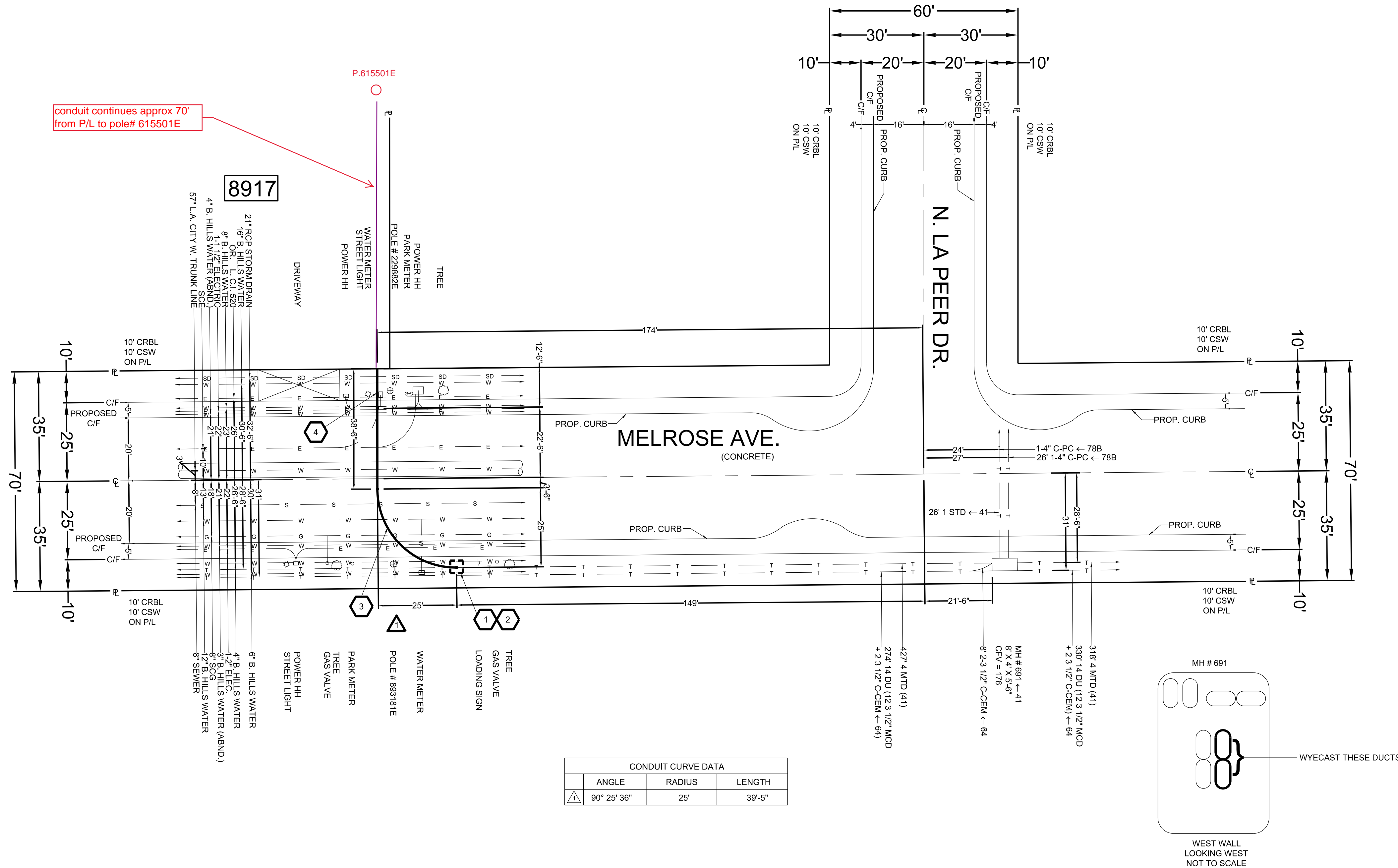
(AT&T already owns an extensive underground system in Melrose, that they plan on using in place of the aerial wires being removed. Thus they have produced only an extremely limited plan for this Rule 20a project involving new underground infrastructure)

PLACEMENT DATA

- ① DIG 4' X 4' SPLICE PIT R/C 4C
- ② INTERCEPT 2 OF 4 EXISTING MTD DUCTS WITH LAKE WYE-CASTING, MAKING GOOD FROM MH # 691 TO P/L R/C 4C
- ③ P/L 65' 2-4" C-PC PTS 77 OR EQUIV. PM 2 DU 65' R/C 4C TL = MH # 691 TO P/L = 249' VERIFY NON - JOINT TRENCH
- ④ P/L 13' 2-4" C-PC PTS 77 OR EQUIV. PM 2 DU 13' R/C 4C TL = MH # 691 TO P/L = 249' VERIFY JOINT TRENCH WITH EDISON

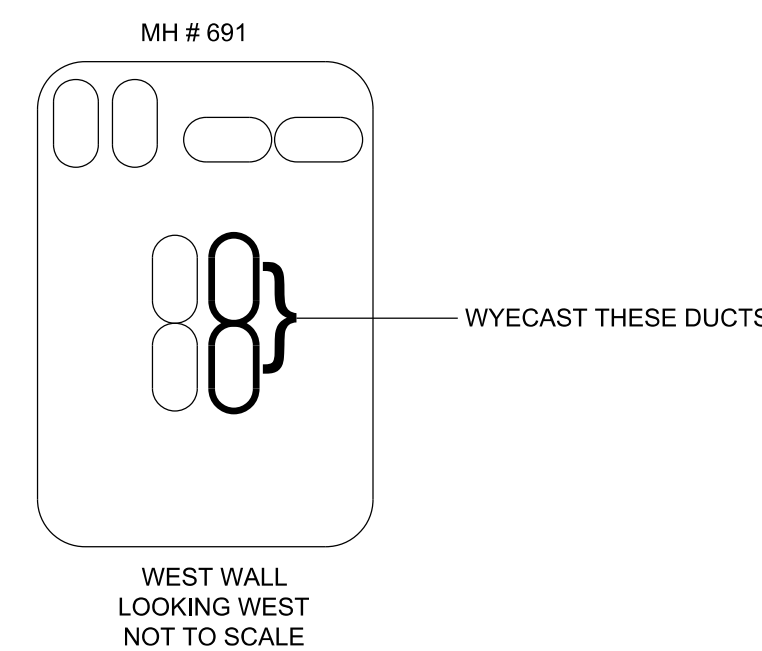
On 09.17.2020 phone call, Brian Walker said:
 ATT is going to remove all aerial lines on Rule 20A (Melrose), and re-feed the system through their existing underground system. They will not have any new conduit/joint trench work. They do not need any new additional vaults or pullboxes. They do not have any customers being feed from Melrose. All customers are feed from the rears. So they do not need any new u/g connections to properties.
 At 8755 county parking lot, they could not get any discussion with County, so ATT is going to just remove the aerial lines going across the parking lot, and then they will re-feed the pole line by coming west down the alley from San Vicente.

Thus the only scope of work for Rule 20A is this single location.



conduit continues approx 70' from P/L to pole# 615501E

CONDUIT CURVE DATA		
ANGLE	RADIUS	LENGTH
90° 25' 36"	25'	39'-5"



CONSTRUCTION REQUIREMENTS

1. MAINTAIN MINIMUM COVER OF 36" BELOW FLOW LINE.
2. VERIFY EXISTING SUBSTRUCTURES PRIOR TO EXCAVATION.
3. ALL 4" TO CONFORM TO PTS.-77 OR EQUIVALENT.
4. ALL 2" TO CONFORM TO PTS.-66 OR EQUIVALENT.
5. BACKFILL SHALL BE CEMENT SLURRY
6. DO NOT BACKFILL OVER ANY TELEPHONE BURIED SPLICE LOCATIONS UNTIL AUTHORIZED BY TELEPHONE COMPANY INSPECTOR
7. PLACE # 6 TINNED GROUND WIRE AT BONDING POINTS. (SEE BONDING DETAIL)
8. PLACE PULL ROPE IN NEW CONDUIT.
9. DO NOT CUT CURB & GUTTER.
10. ALL SURFACES AND LANDSCAPES WHICH HAVE BEEN REMOVED OR DAMAGED IN THE COURSE OF CONSTRUCTION SHALL BE RECONSTRUCTED OR REPLACED TO AT LEAST EQUAL OR BETTER THAN THE PREVIOUS OR ADJACENT SURFACE.
11. ALL TRAFFIC CONTROL TO BE IN ACCORDANCE WITH THE CALIFORNIA MANUAL ON UNIFORM TRAFFIC CONTROL DEVICES (MUTCD) LATEST EDITION.
12. PER AT&T GUIDELINES, ALL HANDHOLES, SPLICE BOXES, AND MANHOLES TO BE PURCHASED FROM THE APPROVED VENDOR DETERMINED BY CONTRACT ADMINISTRATOR.

THIS PROJECT REQUIRES EXCAVATION. CONSTRUCTION WILL UTILIZE AND IMPLEMENT ALL BEST MANAGEMENT PRACTICES (BMPs) AS REQUIRED TO ENSURE COMPLIANCE WITH AT&T POLICY LETTER ISSUE FEBRUARY 21, 2003 AND REVISED IN OCTOBER 2005 BY ENVIRONMENTAL MANAGEMENT CONCERNING STORM WATER PERMITTING AND STORM WATER POLLUTION PREVENTION PLANS (SWPPP'S) AND IN ACCORDANCE WITH THE CLEAN WATER ACT (1972) AND EPA REGULATIONS PUBLISHED IN 1990 AS MODIFIED BY THE PHASE II RULE IN 1999.

LOCATION: MELROSE AVE, 28'-6" S/C/L & 149' W/C/L OF N. LA PEER DR.

DESCRIPTION: DIG 4' X 4' SPLICE PIT AND INTERCEPT 2 OF 4 EXISTING MTD DUCTS WITH LAKE WYE CASTING MAKING GOOD, FROM MH # 691 TO P/L. PLACE 78' OF 2-4" CONDUIT FROM MH # 691 TO P/L.

BACKFILL SHALL BE PER WEST HOLLYWOOD CITY STANDARDS

STREET TYPE	SOIL CLASS	PROPOSED BACKFILL
MAJOR	N/A	N/A
SECONDARY	N/A	N/A
LOCAL	N/A	N/A
ALLEY	N/A	N/A

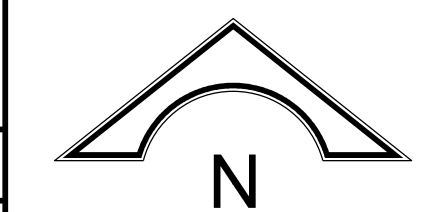
CONDUIT RECORD: H202_BVHLCA01_M-18

SUB MAP #: N/A

STREET NAME N/A

MATERIAL N/A

LINEAR FEET N/A



EXCAVATION DATA

CITY OF: WEST HOLLYWOOD
 PLACING: UG CONDUIT

EXCAVATION IN
 EXCAVATION IN CONCRETE SIDEWALK 24' X 1' = 24 SQ FT
 EXCAVATION IN ASPHALT STREET
 EXCAVATION IN ASPHALT ALLEY
 EXCAVATION IN DIRT
 EXCAVATION IN CONCRETE SIDEWALK (PIT) 4' X 4' = 16 SQ FT
 EXCAVATION IN CONCRETE STREET 54' X 1' = 54 SQ FT
 TOTAL EXCAVATION: 94 SQ FT
 NUMBER OF CUTS: 2

DATE	ATTID	BY	REVISIONS
07-22-2020	CHC	AMANDO VEGA	TELEPHONE NUMBER 626-817-4232
			EMAIL ADDRESS av238s@att.com
		BRIAN WALKER	TELEPHONE NUMBER 213-447-8953
			ADDRESS H2-02
			CENTRAL OFFICE BEVERLY HILLS

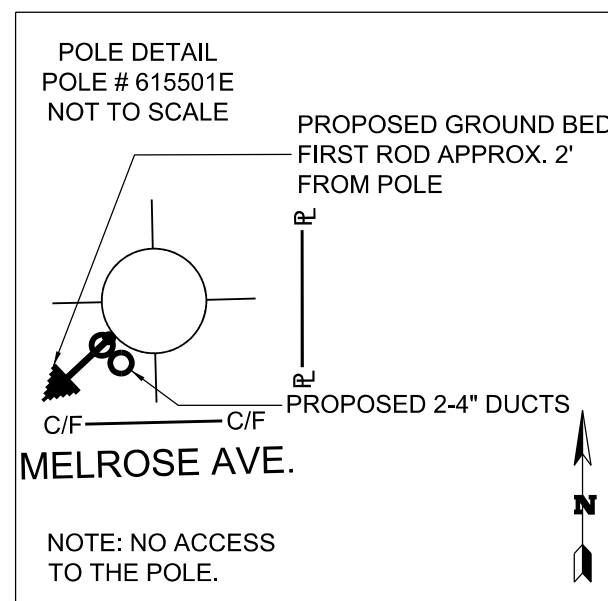
Consulting, LLC
 1845 W. Orangewood Ave.
 Orange, CA 92668
 (949) 250-0004 / FAX (949) 250-0006

SCALE: 1" = 20'
 FILENAME: H202 A01WF2T.dwg
 DRAWING: 1/1

PLACEMENT DATA

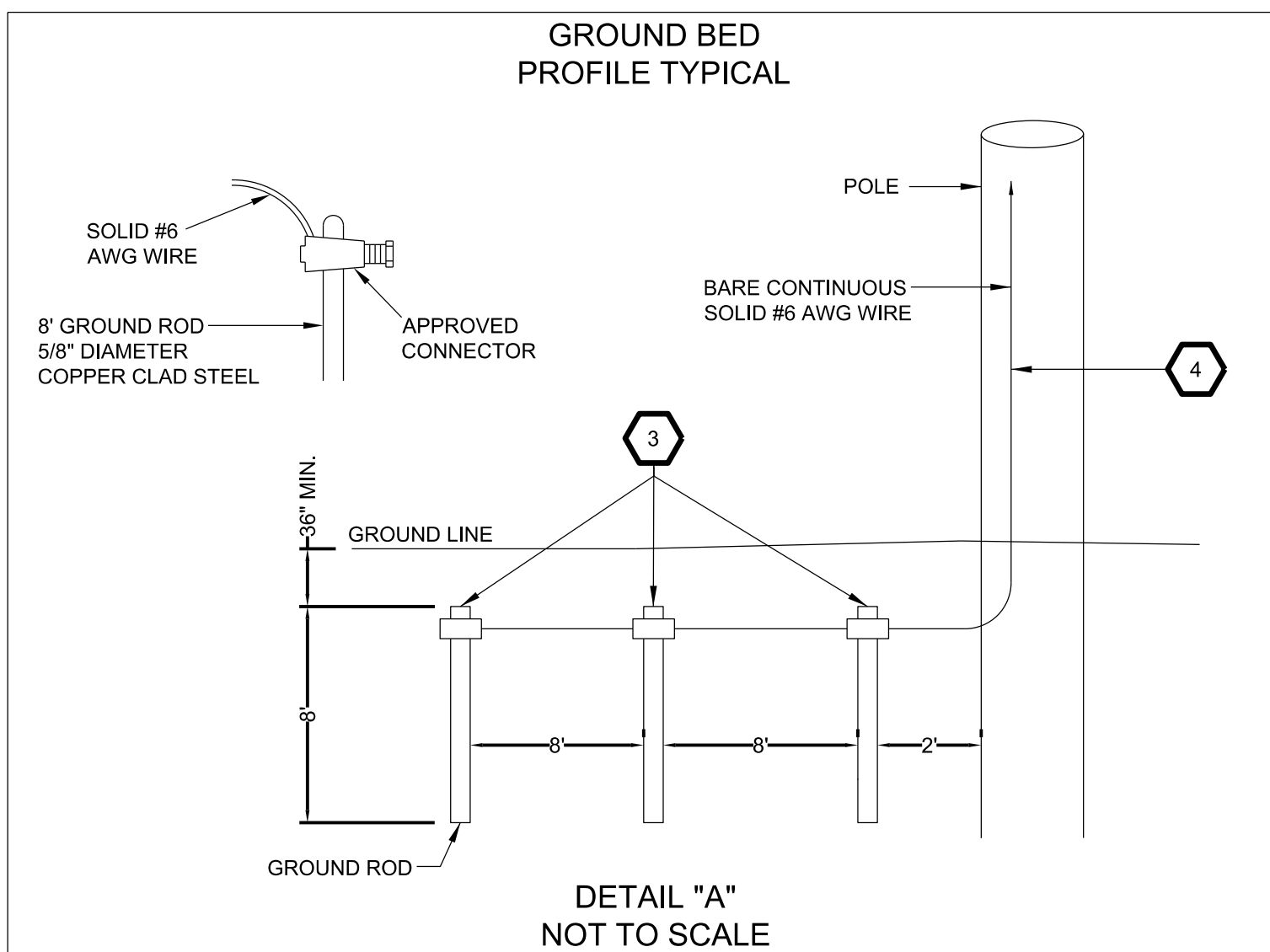
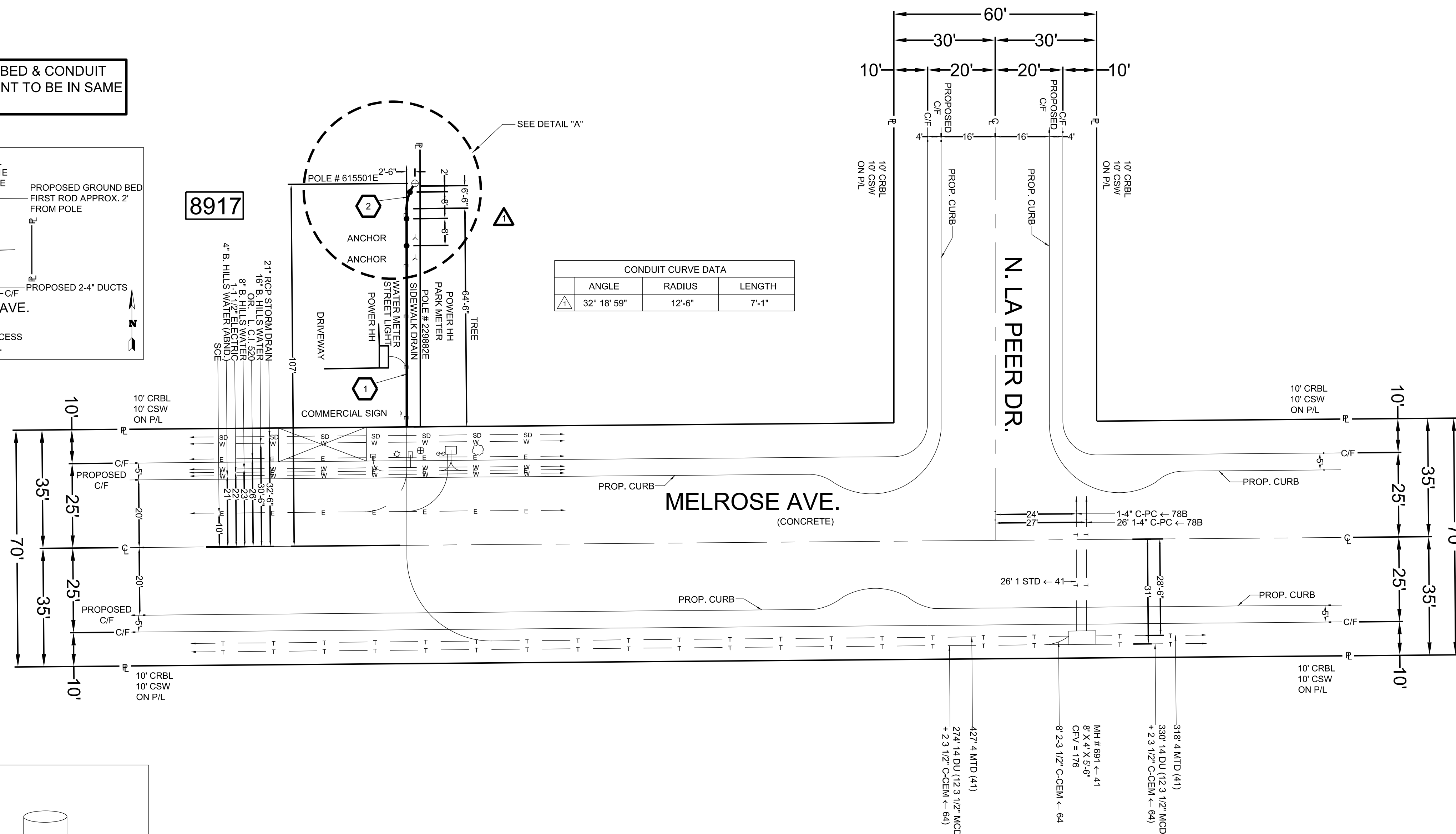
- ① PL. 65' 2-4" C-PC
PTS 77 OR EQUIV.
PM 2 DU 65'
R/C 4C
TL = MH # 691 TO POLE # 615501E = 324' VERIFY
JOINT TRENCH WITH EDISON
- ② PL. 10' 2-4" C-PC
PTS 77 OR EQUIV.
PM 2 DU 10'
R/C 4C
TL = MH # 691 TO POLE # 615501E = 324' VERIFY
NON - JOINT TRENCH
- ③ PL. 18 TR FT. # 6 GROUND WIRE
INSTALL 3 COPPER GROUND RODS
5/8" DIAMETER, 8' MINIMUM LENGTH
NO PM - PROTECTION PRECAUTION
R/C 1C
- ④ PL. 32' # 6 GROUND WIRE
R/C 1C

**GROUND BED & CONDUIT
PLACEMENT TO BE IN SAME
TRENCH**



8917

CONDUIT CURVE DATA		
ANGLE	RADIUS	LENGTH
32° 18' 59"	12'-6"	7'-1"



- CONSTRUCTION REQUIREMENTS**
1. MAINTAIN MINIMUM COVER OF 36" BELOW FLOW LINE.
 2. VERIFY EXISTING SUBSTRUCTURES PRIOR TO EXCAVATION.
 3. ALL 4" TO CONFORM TO PTS.-77 OR EQUIVALENT.
 4. ALL 2" TO CONFORM TO PTS.-66 OR EQUIVALENT.
 5. BACKFILL SHALL BE CEMENT SLURRY
 6. DO NOT BACKFILL OVER ANY TELEPHONE BURIED SPLICE LOCATIONS UNTIL AUTHORIZED BY TELEPHONE COMPANY INSPECTOR
 7. PLACE # 6 TINNED GROUND WIRE AT BONDING POINTS. (SEE BONDING DETAIL)
 8. PLACE PULL ROPE IN NEW CONDUIT.
 9. DO NOT CUT CURB & GUTTER.
 10. ALL SURFACES AND LANDSCAPES WHICH HAVE BEEN REMOVED OR DAMAGED IN THE COURSE OF CONSTRUCTION SHALL BE RECONSTRUCTED OR REPLACED TO AT LEAST EQUAL OR BETTER THAN THE PREVIOUS OR ADJACENT SURFACE.
 11. ALL TRAFFIC CONTROL TO BE IN ACCORDANCE WITH THE CALIFORNIA MANUAL ON UNIFORM TRAFFIC CONTROL DEVICES (MUTCD) LATEST EDITION.
 12. PER AT&T GUIDELINES, ALL HANDHOLES, SPLICE BOXES, AND MANHOLES TO BE PURCHASED FROM THE APPROVED VENDOR DETERMINED BY CONTRACT ADMINISTRATOR.

THIS PROJECT REQUIRES EXCAVATION. CONSTRUCTION WILL UTILIZE AND IMPLEMENT ALL BEST MANAGEMENT PRACTICES (BMPs) AS REQUIRED TO ENSURE COMPLIANCE WITH AT&T POLICY LETTER ISSUE FEBRUARY 21, 2003 AND REVISED IN OCTOBER 2005 BY ENVIRONMENTAL MANAGEMENT CONCERNING STORM WATER PERMITTING AND STORM WATER POLLUTION PREVENTION PLANS (SWPPP) AND IN ACCORDANCE WITH THE CLEAN WATER ACT (1972) AND EPA REGULATIONS PUBLISHED IN 1990 AS MODIFIED BY THE PHASE II RULE IN 1999.

LOCATION: MELROSE AVE, 107' N/C/L & 171' W/C/L OF N. LA PEER DR.

DESCRIPTION: PLACE 75' OF 2-4" CONDUIT FROM PICK UP POINT TO POLE # 615501E. PLACE GROUND BED AND 32' OF BARE #6 GROUND WIRE AT POLE # 615501E.

BACKFILL SHALL BE PER WEST HOLLYWOOD CITY STANDARDS

STREET TYPE	SOIL CLASS	PROPOSED BACKFILL
MAJOR	N/A	N/A
SECONDARY	N/A	N/A
LOCAL	N/A	N/A
ALLEY	N/A	N/A

CONDUIT RECORD:
H202_BVHLCA01_M-18

SUB MAP #: N/A

STREET NAME: N/A

MATERIAL: N/A

LINEAR FEET: N/A

EXCAVATION DATA

CITY OF: PRIVATE PROPERTY
PLACING: GROUND BED AND BARE # 6 GROUND WIRE & UG CONDUIT

EXCAVATION IN
EXCAVATION IN CONCRETE SIDEWALK
EXCAVATION IN ASPHALT STREET
EXCAVATION IN ASPHALT ALLEY (PRIVATE WALKWAY) 72' X 1' = 72 SQ FT
EXCAVATION IN DIRT

TOTAL EXCAVATION: 72 SQ FT
NUMBER OF CUTS: 1

DATE	ATTID	BY
07-22-2020	CHC	AMANDO VEGA

CHECKED: av238s@att.com
APPROVED: BRIAN WALKER

DATE REVISIONS

SCALE: 1" = 20'

FILENAME: H202 A01WF2T.dwg

DRAWING: 1/1

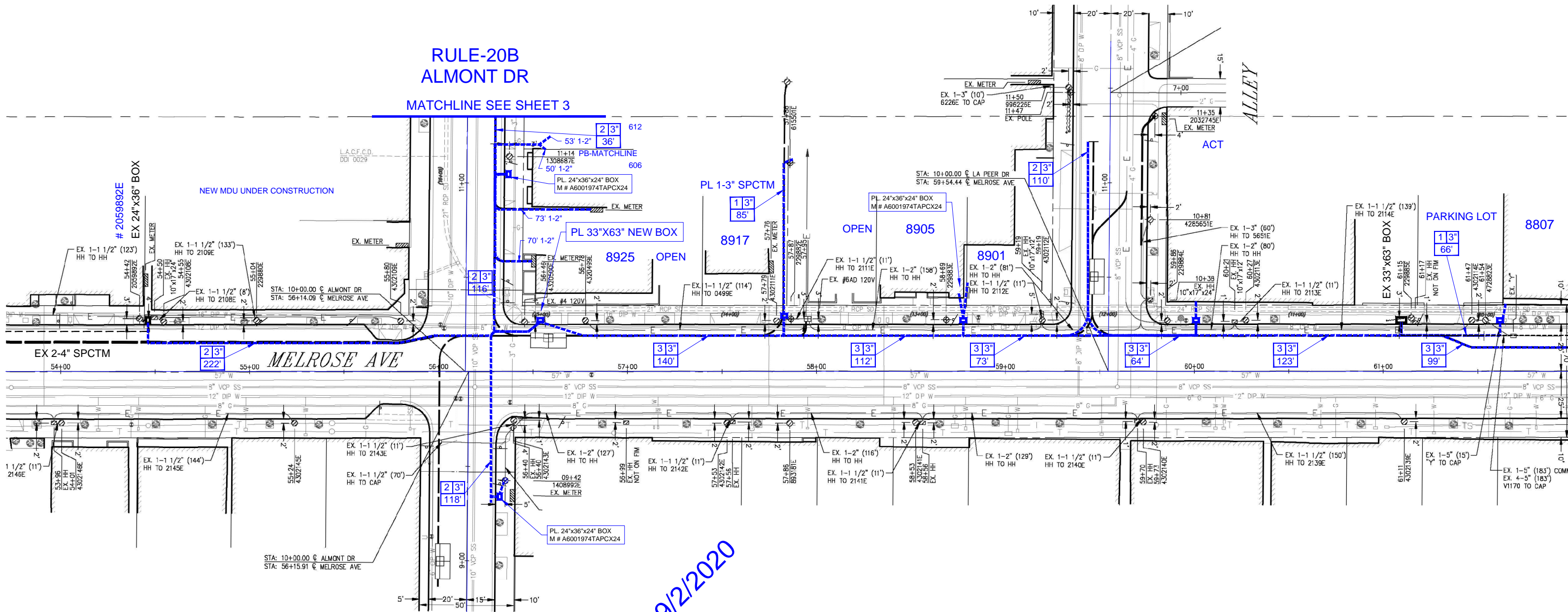
Consulting, LLC
1845 W. Orangewood Ave.
Orange, CA 92668
(949) 250-0004 / FAX (949) 250-0006

Charter/Spectrum Plans

(Charter/Spectrum has not separated their plans between Rule 20A and Rule 20B projects at this point. The split of work will be exactly the limits as depicted on SCE's plans.)

(Charter/Spectrum has not yet created plans for La Peer Dr. The Plans would look very similar to the format/style/content as seen on the Almont Dr plan sheet.)

MATCHLINE SEE SHEET 3



PRELIMINARY 9/2/2020

CONSTRUCTION NOTES:

1. Bore under all curbs & gutters.
2. Place vaults with longer side parallel to curb.
3. Use slurry backfill.
SLURRY DELIVERY BATCH TICKET MUST SHOWN ACTUAL WEIGHTS
DELIVERY BATCH TICKET MUST BE GIVEN TO INSPECTOR
4. All conduits shall be SCH-40 unless otherwise specified,
All sweeps to poles shall be SCH-80.
5. All changes in sketches and permit limits must have prior approval
by the city's Bureau of Engineering.
6. When crossing existing utility lines that are also same dept,
place TWC conduit underneath existing utilities to provide
one (1) foot min. vertical clearance.

CONDUIT SWEEP CURVE DATA			
SYMBOL	RADIUS	LENGTH	ANGLE
△	3 FT	4.7 FT	90
△	2 FT	3.1 FT	90

SHEET 10F3

I # 6693

LEGEND

- CATV-NEW CONDUITS
- ☒ CATV-NEW VAULT
- CATV-NEW 10" DIA HAND HOLE
- CATV-JOINT TRENCH
- TV ● CATV-EXISTING
- P — DWP-TEL-GAS-TWC
- P — DWP PS
- W — DWP WATER
- G — GAS
- T — PAC BELL TEL
- GT — GTE TEL
- S — SEWER
- SL — STREET LIGHT
- SD — STORM DRAIN
- C/L — C/L

SCALE 1"=50'

PRINT 11"X17" PAPER

Thomas Guide Pg-Grid #

DRAWN BY: HT ENGINEERING	REVISIONS
Tel. NO: (323) 854-5714	01/11/2020 BASE MAP HT
E-MAIL: hovik307@yahoo.com	-
FIELD BY: HOVIK TRITRIAN	-
JOB FT 1660'	-
STREET TYPE LOCAL STREET	DISTRICT: WEST HOLLYWOOD

1-800-227-2600
CALL AT LEAST TWO DAYS BEFORE YOU DIG
UNDERGROUND SERVICE ALERT OF SOUTHERN CALIFORNIA
TICKET #



1-800-227-2600
CALL AT LEAST TWO DAYS BEFORE YOU DIG
UNDERGROUND SERVICE ALERT OF SOUTHERN CALIFORNIA
TICKET #



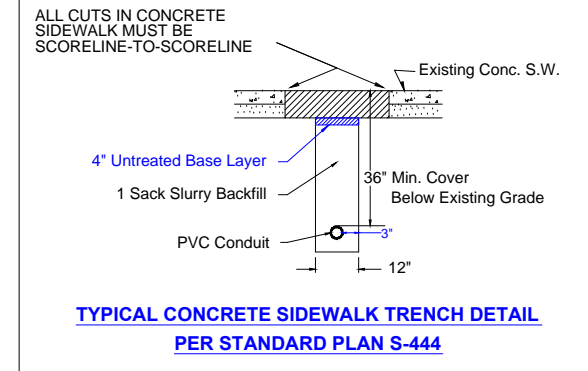
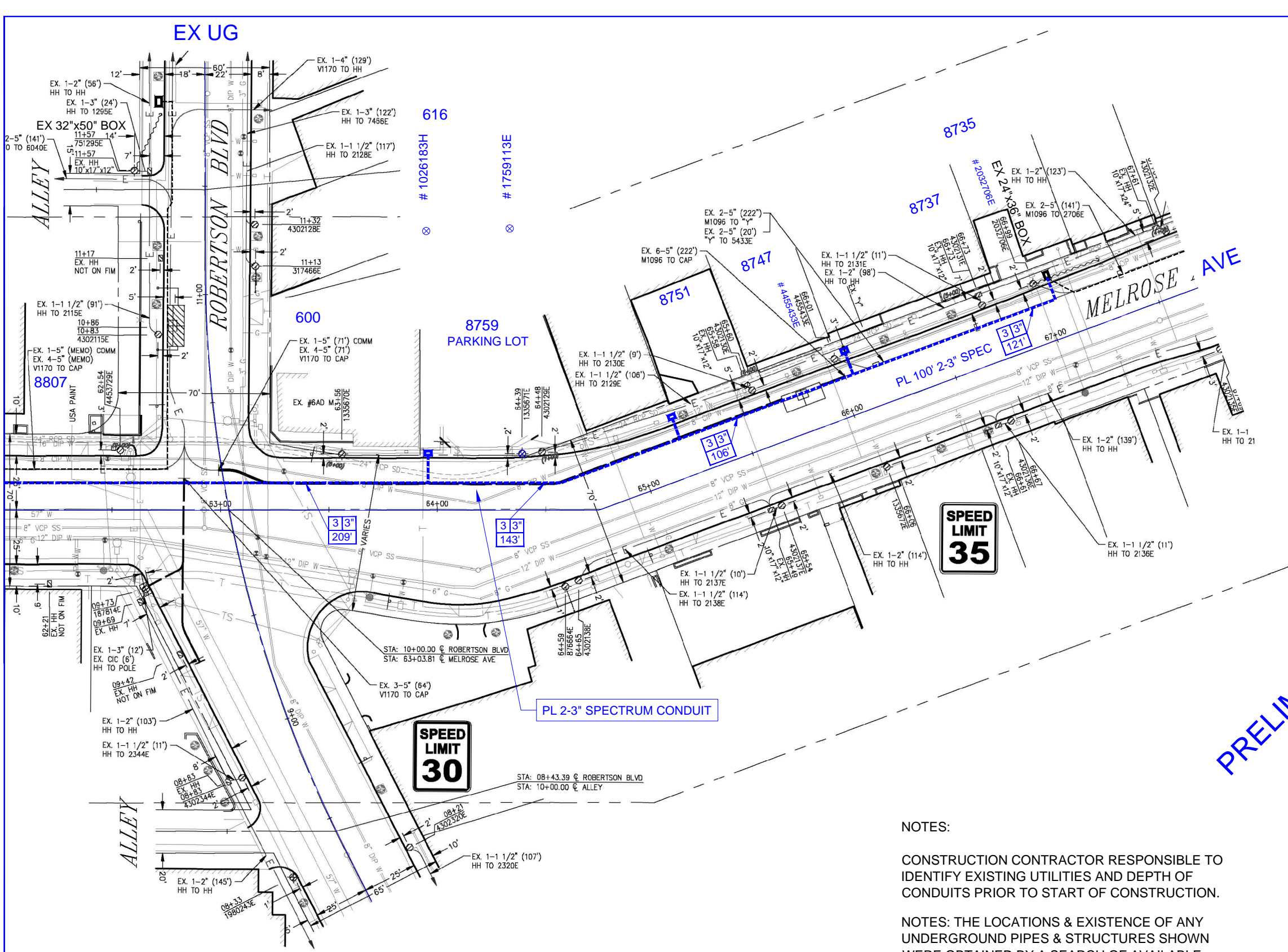
6357 Arizona Circle Los Angeles, CA 90045
310-466-9998

LOG NO	2020
DATE Sub	01/14/2020

PERMIT NO	
DATE ISSUED	

PO4500008383 Z6_PRISM_1439298 (GG)

Title/Job Address:		
MELROSE / LA PEER RD / 631N ROBERTSON BLVD		
ZIP CODE . 90069 WEST HOLLYWOOD		
PERMIT REQUESTED BY :	System Map:	Job No:
NICK GASBARRE		



EXCAVATION DATA

TRENCH WIDTH AND LENGTH FOR THE FOLLOWING:

- CONCRETE/ASPHALT STREET:N/A
- CONCRETE/ASPHALT ALLEY:N/A
- CONCRETE SIDEWALK:N/A
- DIRT PARKWAY:N/A
- CURB & GUTTER:N/A

RESURFACING DATA

T-CUT (REFERENCE STD. PLAN S-477) WIDTH AND LENGTH FOR THE FOLLOWING:

- ASPHALT: N/A
- CONCRETE: 25 SQ FT

LEGEND

	CATV-NEW CONDUITS
	CATV-NEW VAULT
	CATV-NEW 10" DIA HAND HOLE
	CATV-JOINT TRENCH
	CATV-EXISTING
	DWP-TEL-GAS-TWC
	DWP PS
	DWP WATER
	GAS
	PAC BELL TEL
	GTE TEL
	SEWER
	STREET LIGHT
	STORM DRAIN
	C/L

PRELIMINARY 9/2/2020

NOTES:

CONSTRUCTION CONTRACTOR RESPONSIBLE TO IDENTIFY EXISTING UTILITIES AND DEPTH OF CONDUITS PRIOR TO START OF CONSTRUCTION.

NOTES: THE LOCATIONS & EXISTENCE OF ANY UNDERGROUND PIPES & STRUCTURES SHOWN WERE OBTAINED BY A SEARCH OF AVAILABLE RECORDS. THERE MAY BE EXISTING UTILITIES OTHER THAN THOSE SHOWN. THE CONTRACTOR IS RESPONSIBLE TO PROTECT EXISTING STRUCTURES SHOWN OR NOT SHOWN.

LOG NO	2020	PERMIT NO	
DATE Sub	01/14/2020	DATE ISSUED	

SHEET 20F3
I # 6693

EX UG

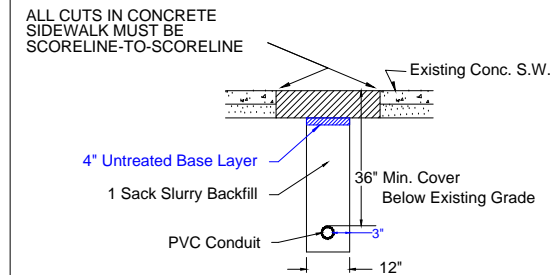
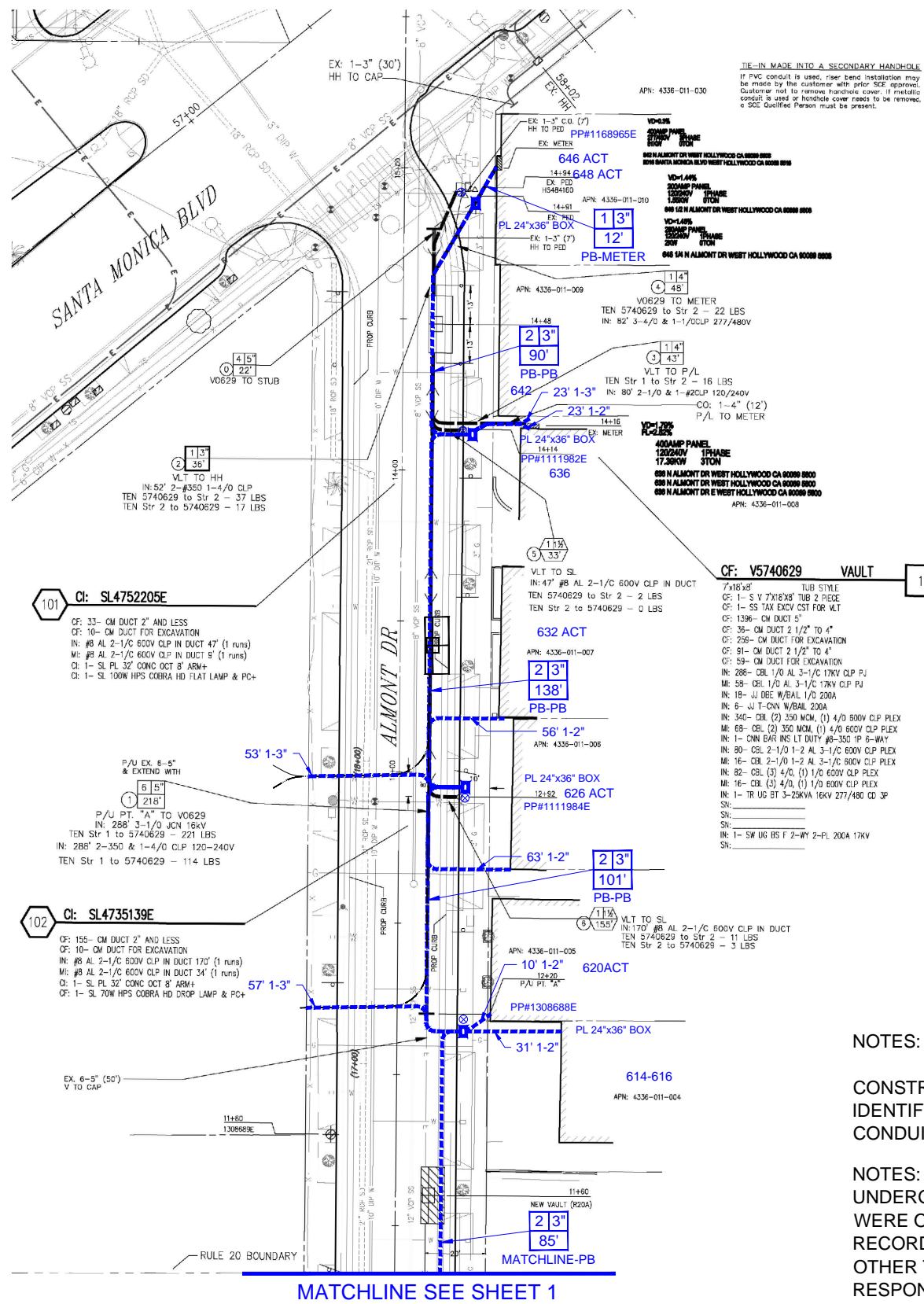
SCALE 1"=50'
PRINT 11"X17" PAPER

Thomas Guide Pg-Grid #

DRAWN BY: HT ENGINEERING Tel. NO: (323) 854-5714 E-MAIL: hovik307@yahoo.com FIELD BY: HOVIK TRIRIAN JOB FT 1660' STREET TYPE LOCAL STREET	REVISIONS 01/11/2020 BASE MAP HT - - - DISTRICT: WEST HOLLYWOOD
---	---



Title/Job Address:		
MELROSE / LA PEER RD / 631N ROBERTSON BLVD		
ZIP CODE . 90069 WEST HOLLYWOOD		
PERMIT REQUESTED BY :	System Map:	Job No:
NICK GASBARRE		



TYPICAL CONCRETE SIDEWALK TRENCH DETAIL PER STANDARD PLAN S-444

EXCAVATION DATA

- TRENCH WIDTH AND LENGTH FOR THE FOLLOWING:
- CONCRETE/ASPHALT STREET:N/A
 - CONCRETE/ASPHALT ALLEY:N/A
 - CONCRETE SIDEWALK:N/A
 - DIRT PARKWAY:N/A
 - CURB & GUTTER:N/A

RESURFACING DATA

- T-CUT (REFERENCE STD. PLAN S-477) WIDTH AND LENGTH FOR THE FOLLOWING:
- ASPHALT: N/A
 - CONCRETE: 25 SQ FT

LEGEND

- CATV-NEW CONDUITS
- CATV-NEW VAULT
- CATV-NEW 10" DIA HAND HOLE
- CATV-JOINT TRENCH
- CATV-EXISTING
- DWP-TEL-GAS-TWC
- DWP PS
- DWP WATER
- GAS
- PAC BELL TEL
- GTE TEL
- SEWER
- STREET LIGHT
- STORM DRAIN
- C/L

PRELIMINARY 9/2/2020

NOTES:

CONSTRUCTION CONTRACTOR RESPONSIBLE TO IDENTIFY EXISTING UTILITIES AND DEPTH OF CONDUITS PRIOR TO START OF CONSTRUCTION.

NOTES: THE LOCATIONS & EXISTENCE OF ANY UNDERGROUND PIPES & STRUCTURES SHOWN WERE OBTAINED BY A SEARCH OF AVAILABLE RECORDS. THERE MAY BE EXISTING UTILITIES OTHER THAN THOSE SHOWN. THE CONTRACTOR IS RESPONSIBLE TO PROTECT EXISTING STRUCTURES SHOWN OR NOT SHOWN.

SHEET 30F3

I # 6693

LOG NO	2020	PERMIT NO	
DATE Sub	01/14/2020	DATE ISSUED	

PO4500008383 Z6_PRISM_1439298 (GG)

SCALE 1"=50'
 PRINT 11"x17" PAPER

Thomas Guide Pg-Grid #

DRAWN BY: HT ENGINEERING	REVISIONS
Tel. NO: (323) 854-5714	01/11/2020 BASE MAP HT
E-MAIL: hovik307@yahoo.com	-
FIELD BY: HOVIK TRIRIAN	-
JOB FT 1660'	-
STREET TYPE LOCAL STREET	DISTRICT: WEST HOLLYWOOD

DIG ALERT
 1-800-227-2600
 CALL AT LEAST TWO DAYS BEFORE YOU DIG
 UNDERGROUND SERVICE ALERT OF SOUTHERN CALIFORNIA
 TICKET # _____

Spectrum
 TV | INTERNET | VOICE
 6357 Arizona Circle Los Angeles, CA 90045
 310-466-9998

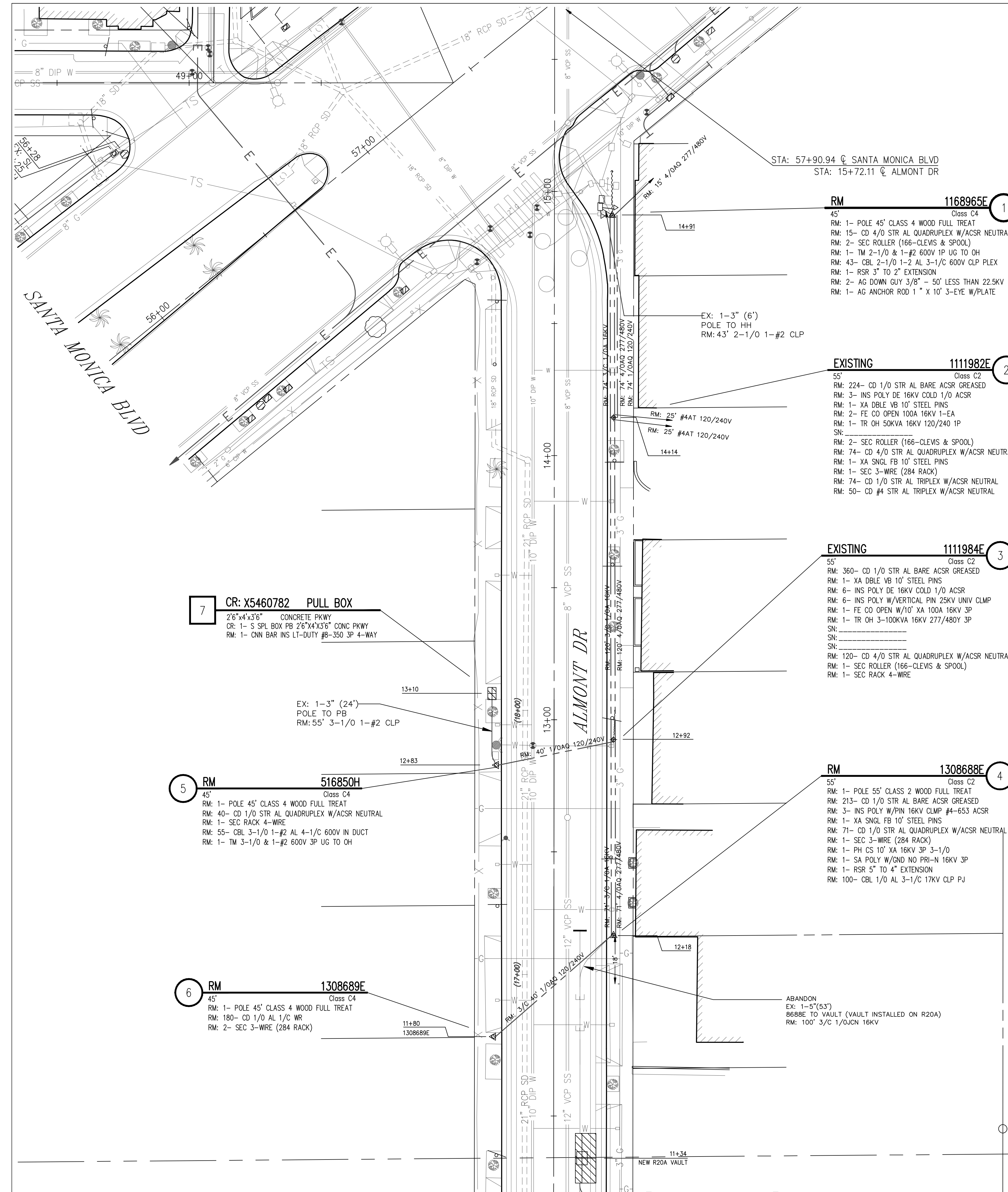
Title/Job Address:
MELROSE / LA PEER RD / 631N ROBERTSON BLVD
 ZIP CODE . 90069 WEST HOLLYWOOD

PERMIT REQUESTED BY : NICK GASBARRE	System Map:	Job No:
--	-------------	---------

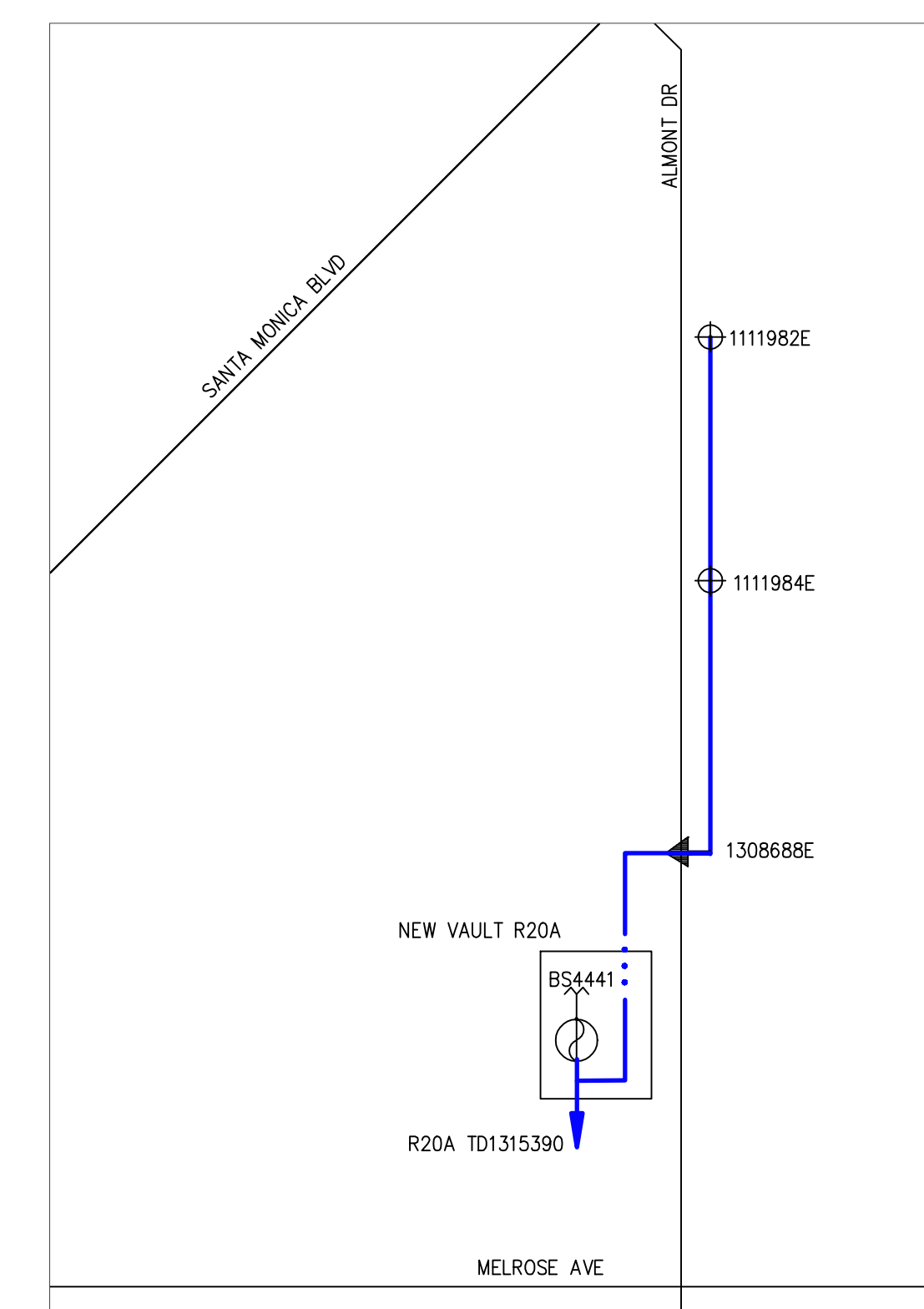
Attachment 4

SCE, AT&T, Charter/Spectrum Draft Rule 20b Plans

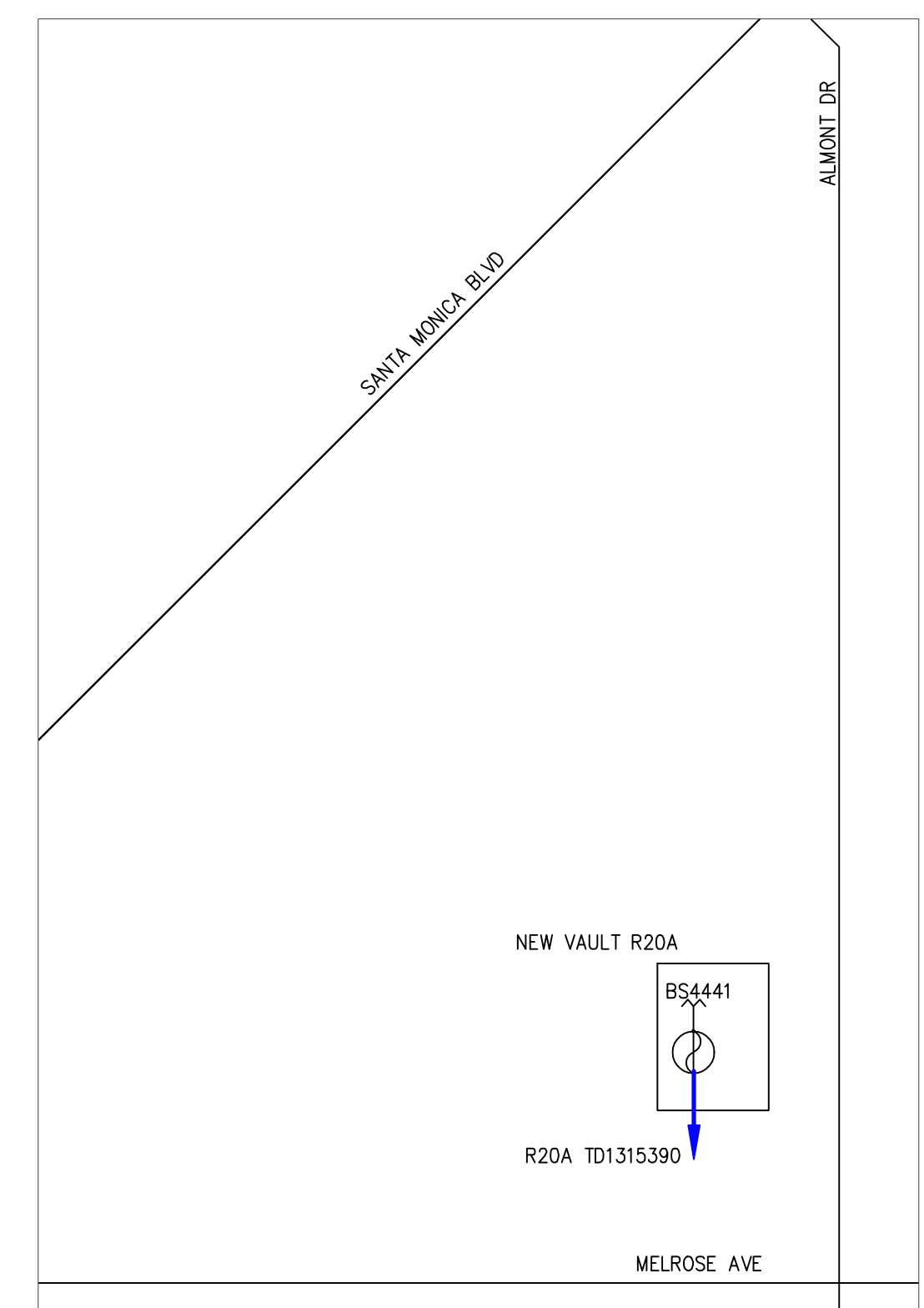
Southern California Edison Plans



AS-IS SINGLE LINE FULLER 16KV o/o FAIRFAX



PROPOSED SINGLE LINE FULLER 16KV o/o FAIRFAX



7 CR: X5460782 PULL BOX
 2'6"x4'3'6" CONCRETE PKWY
 CR: 1- S SPL BOX PB 2'6"x4'3'6" CONC PKWY
 RM: 1- CNN BAR INS LT-DUTY #8-350 3P 4-WAY

5 RM 516850H
 Class C4
 RM: 1- POLE 45' CLASS 4 WOOD FULL TREAT
 RM: 40- CD 1/0 STR AL QUADRUPEX W/ACSR NEUTRAL
 RM: 1- SEC RACK 4-WIRE
 RM: 55- CBL 3-1/0 1-#2 AL 4-1/C 600V IN DUCT
 RM: 1- TM 3-1/0 & 1-#2 600V 3P UG TO OH

6 RM 1308689E
 Class C4
 RM: 1- POLE 45' CLASS 4 WOOD FULL TREAT
 RM: 180- CD 1/0 AL 1/C WR
 RM: 2- SEC 3-WIRE (284 RACK)


1 RM 1168965E
 Class C4
 RM: 1- POLE 45' CLASS 4 WOOD FULL TREAT
 RM: 15- CD 4/0 STR AL QUADRUPEX W/ACSR NEUTRAL
 RM: 2- SEC ROLLER (166-CLEVIS & SPOOL)
 RM: 1- TM 2-1/0 & 1-#2 600V 1P UG TO OH
 RM: 43- CBL 2-1/0 1-#2 AL 3-1/C 600V CLP PLEX
 RM: 1- RSR 3" TO 2" EXTENSION
 RM: 2- AG DOWN GUY 3/8" - 50' LESS THAN 22.5KV
 RM: 1- AG ANCHOR ROD 1" X 10' 3-EYE W/PLATE

EXISTING 1111982E
 Class C2
 RM: 224- CD 1/0 STR AL BARE ACSR GREASED
 RM: 3- INS POLY DE 16KV COLD 1/0 ACSR
 RM: 1- XA DBLE VB 10" STEEL PINS
 RM: 2- FE CO OPEN 100A 16KV 1-EA
 RM: 1- TR OH 50KVA 16KV 120/240 1P
 SN: _____
 RM: 2- SEC ROLLER (166-CLEVIS & SPOOL)
 RM: 74- CD 4/0 STR AL QUADRUPEX W/ACSR NEUTRAL
 RM: 1- XA SNGL FB 10" STEEL PINS
 RM: 1- SEC 3-WIRE (284 RACK)
 RM: 74- CD 1/0 STR AL TRIPLEX W/ACSR NEUTRAL
 RM: 50- CD #4 STR AL TRIPLEX W/ACSR NEUTRAL

EXISTING 1111984E
 Class C2
 RM: 360- CD 1/0 STR AL BARE ACSR GREASED
 RM: 1- XA DBLE VB 10" STEEL PINS
 RM: 6- INS POLY DE 16KV COLD 1/0 ACSR
 RM: 6- INS POLY W/VERTICAL PIN 25KV UNIV CLMP
 RM: 1- FE CO OPEN W/10" XA 100A 16KV 3P
 RM: 1- TR OH 3-100KVA 16KV 277/480V 3P
 SN: _____
 SN: _____
 RM: 120- CD 4/0 STR AL QUADRUPEX W/ACSR NEUTRAL
 RM: 1- SEC ROLLER (166-CLEVIS & SPOOL)
 RM: 1- SEC RACK 4-WIRE

4 RM 1308688E
 Class C2
 RM: 1- POLE 55' CLASS 2 WOOD FULL TREAT
 RM: 213- CD 1/0 STR AL BARE ACSR GREASED
 RM: 3- INS POLY W/PIN 16KV CLMP #4-653 ACSR
 RM: 1- XA SNGL FB 10" STEEL PINS
 RM: 71- CD 1/0 STR AL QUADRUPEX W/ACSR NEUTRAL
 RM: 1- SEC 3-WIRE (284 RACK)
 RM: 1- PH CS 10" XA 16KV 3P 3-1/0
 RM: 1- SA POLY W/GND NO PRI-N 16KV 3P
 RM: 1- RSR 5" TO 4" EXTENSION
 RM: 100- CBL 1/0 AL 3-1/C 17KV CLP PJ

ABANDON
 EX: 1-5'(53')
 8888E TO VAULT (VAULT INSTALLED ON R20A)
 RM: 100' 3/C 1/0JCN 16KV



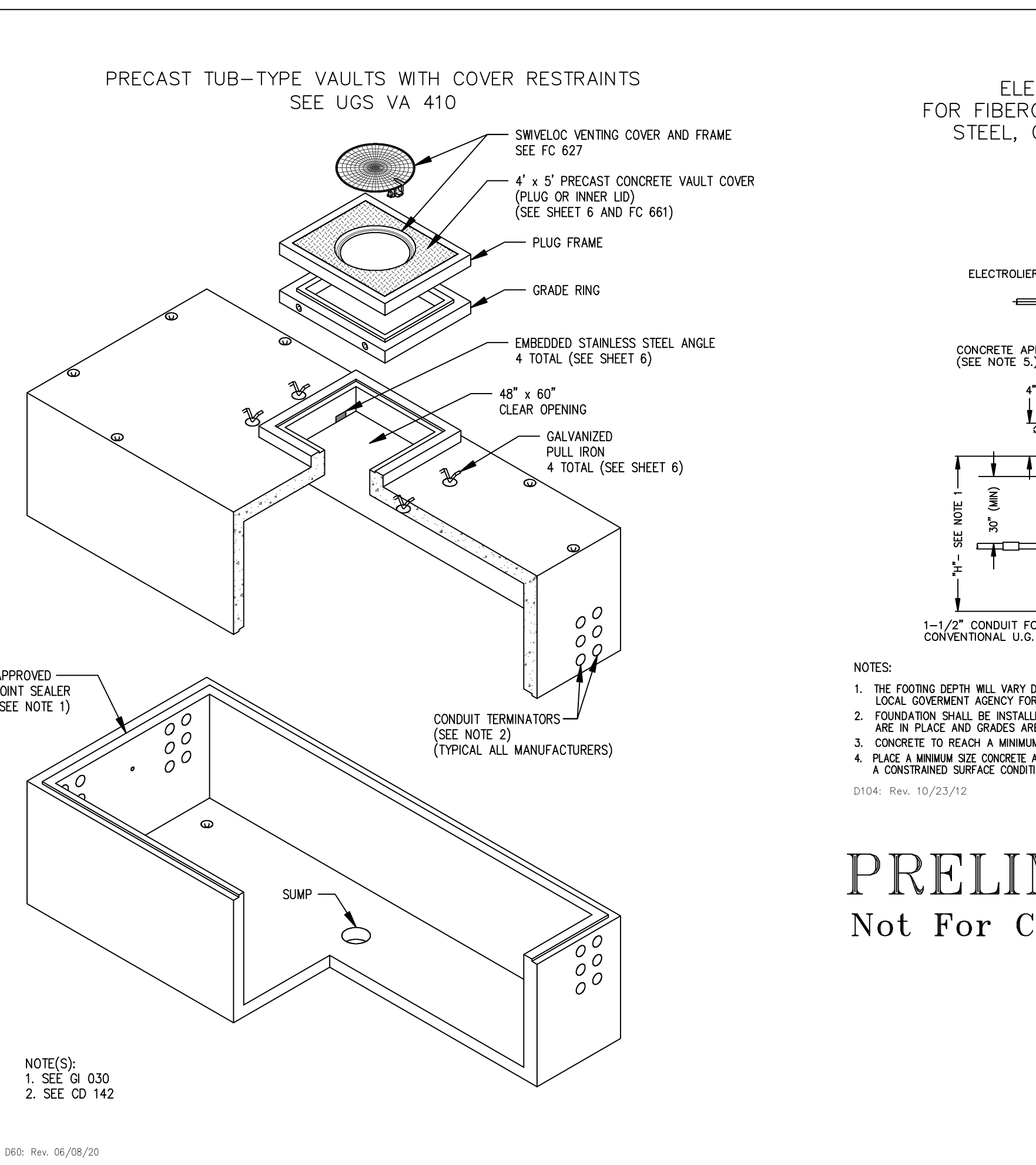
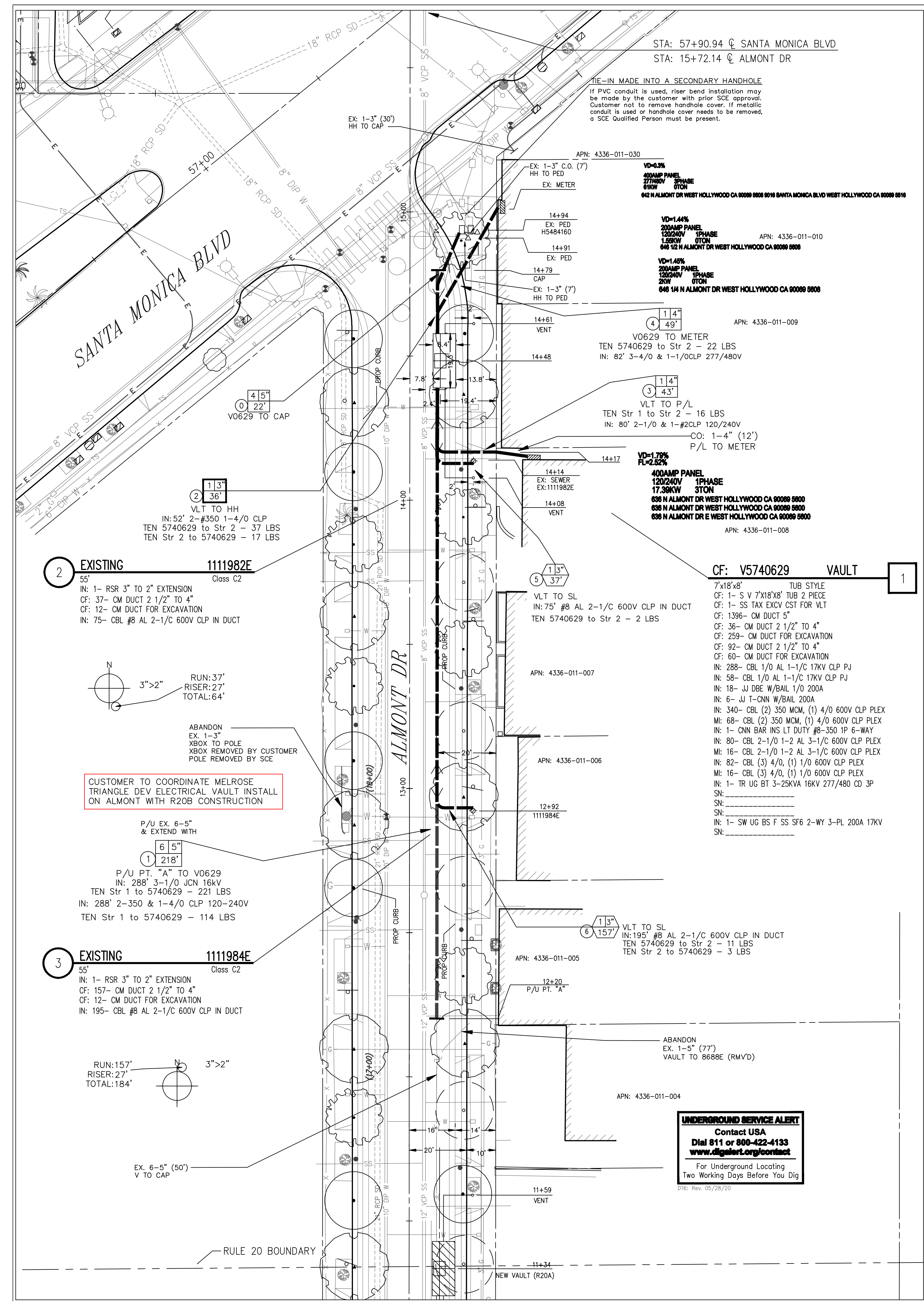
PROJECT REQUIREMENTS (Y/N)

EDISON EASEMENT REQUIRED	<input type="checkbox"/>
PWRD 88 REQUIRED	<input checked="" type="checkbox"/>
UG CIVIL ONLY WORK ORDER	<input type="checkbox"/>
PERMIT REQUIRED	<input checked="" type="checkbox"/>
PERMIT TYPE: ENCROACHMENT	
OUTAGE REQUIRED	<input checked="" type="checkbox"/>
OUTAGE DATE: _____ TIME: _____	
TRAFFIC CONTROL REQUIRED	<input checked="" type="checkbox"/>
PED. TRAFFIC CONTROL REQ'D	<input type="checkbox"/>
CONVEYANCE LETTER REQ'D	<input type="checkbox"/>
ENVIRONMENTAL CLEARANCE REQ'D	<input checked="" type="checkbox"/>
CSD 140 (TM) REQ'D	<input checked="" type="checkbox"/>

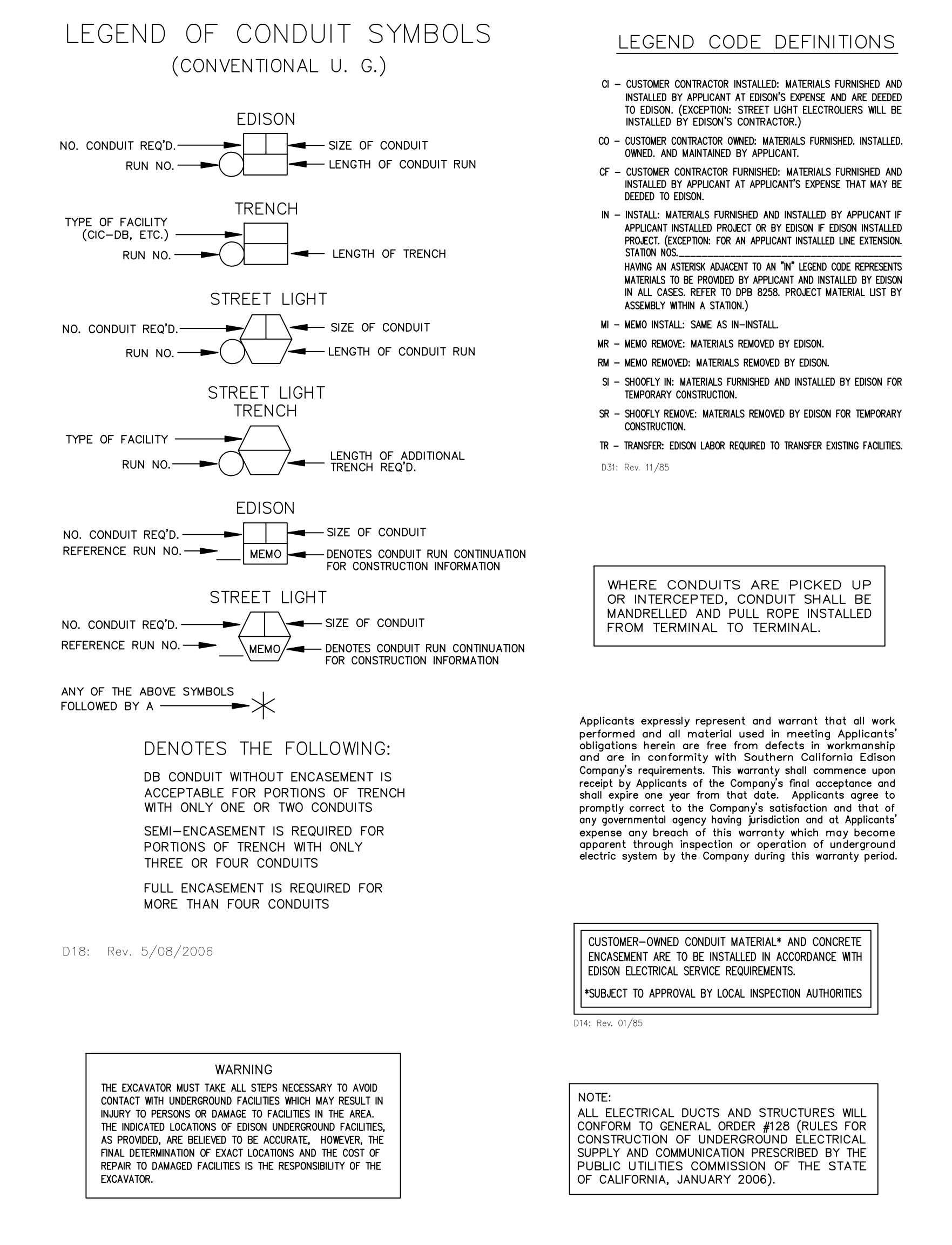
PRELIMINARY
 Not For Construction

DISTRICT 42 - SANTA MONICA	PROJ. MGR. FARR, BRENT L. PHONE	PLANNER FARR, BRENT L. PHONE 3238486303	DESIGNER FARR, BRENT L.
PROJECT NO. 1963285	SERVICE REQUEST 2863462	MSR NO.	PRODUCT-1 1688460 - RULE 20B - OH REMOVAL
CIRCUIT / VOLTAGE	THOMAS GUIDE	PRODUCT-2	ASSOC DESIGN
SUB / PG NO.	CIRCUIT CODE	PRODUCT-3	ASSOC DESIGN
INVENTORY MAP	J.P.A. NO.	PROPOSED CONSTRUCTION (LOCATION)	
		XSTR MELROSE AVE AND ALMONT DR WEST HOLLYWOOD, CA 90069	
TYPE	DATE	APPROVED BY	CHECKED BY
Southern California Edison Company			SHEET 1 of 1 DESIGN/DRWG NO. 1265551_0.01

D124 Rev. 02/08/78



PRELIMINARY
 Not For Construction



CONNECTING TO EXISTING SCE STRUCTURES

- Per SCE requirements, customers are not allowed to enter, intercept or tie-in to existing SCE facilities; e.g. structures, equipment, multi-conduit runs/banks, or conductors. These facilities may be energized and the work will only be performed by SCE. Contact the appropriate SCE inspector to schedule an appointment. Customers may connect to an existing conduit stub without a SCE inspector present.
- Multi-conduit runs/banks are runs of conduit in close proximity to each other and other SCE facilities. A conduit stub is a single empty conduit stub that is not in close proximity to other SCE owned facilities. Refer to the work order map for details.
- Per CPUC/SCE's Rule 15 B.1.A and Rule 16 D.1.A., the customer will provide all necessary excavations (with the exception of excavation under pads and primary splice boxes), material (including conduit and structures) and encasement, to be utilized in the intercept/tie-in process.
- The customer must adhere to all applicable Cal-OSHA, local, city, state and federal regulations, (including, but not limited to, all necessary shoring and traffic control in place to perform the intercept/tie-in work by SCE's underground civil contractor(s)).
- Intercept/tie-in work must be coordinated with SCE's civil contractors through the Division Inspector/P-Spec to limit exposure of excavation(s). Customer is responsible for securing excavation(s).

D08: 11/13/18

PROJECT REQUIREMENTS (Y/N)

EDISON EASEMENT REQUIRED

PWRD 88 REQUIRED

UG CIVIL ONLY WORK ORDER

PERMIT REQUIRED

PERMIT TYPE:

OUTAGE REQUIRED

OUTAGE DATE: _____ TIME: _____

TRAFFIC CONTROL REQUIRED

PED. TRAFFIC CONTROL REQ'D

CONVEYANCE LETTER REQ'D

ENVIRONMENTAL CLEARANCE REQ'D

CSD 140 (TL) REQ'D

D124: Rev. 02/08/18

CONCRETE PRODUCTS

Precast concrete item complete with neck. Cover and inserts may be obtained from any of the following listed and approved manufacturers:

JENSEN PRECAST
 14221 San Bernardino Ave., Fontana, Calif. 92335
 Phone: (909) 350-4111
 (800) 257-6100

OLDCASTLE PRECAST
 10650 Hemlock Ave., Fontana, Calif. 92337
 Phone: (909) 428-3700
 (800) 626-3860

FOR HANDHOLE AND PULLBOX MANUFACTURERS, SEE UGS HP 200.
 D41: Rev. 01/21/09

EDISON
 AN EDISON INTERNATIONAL COMPANY

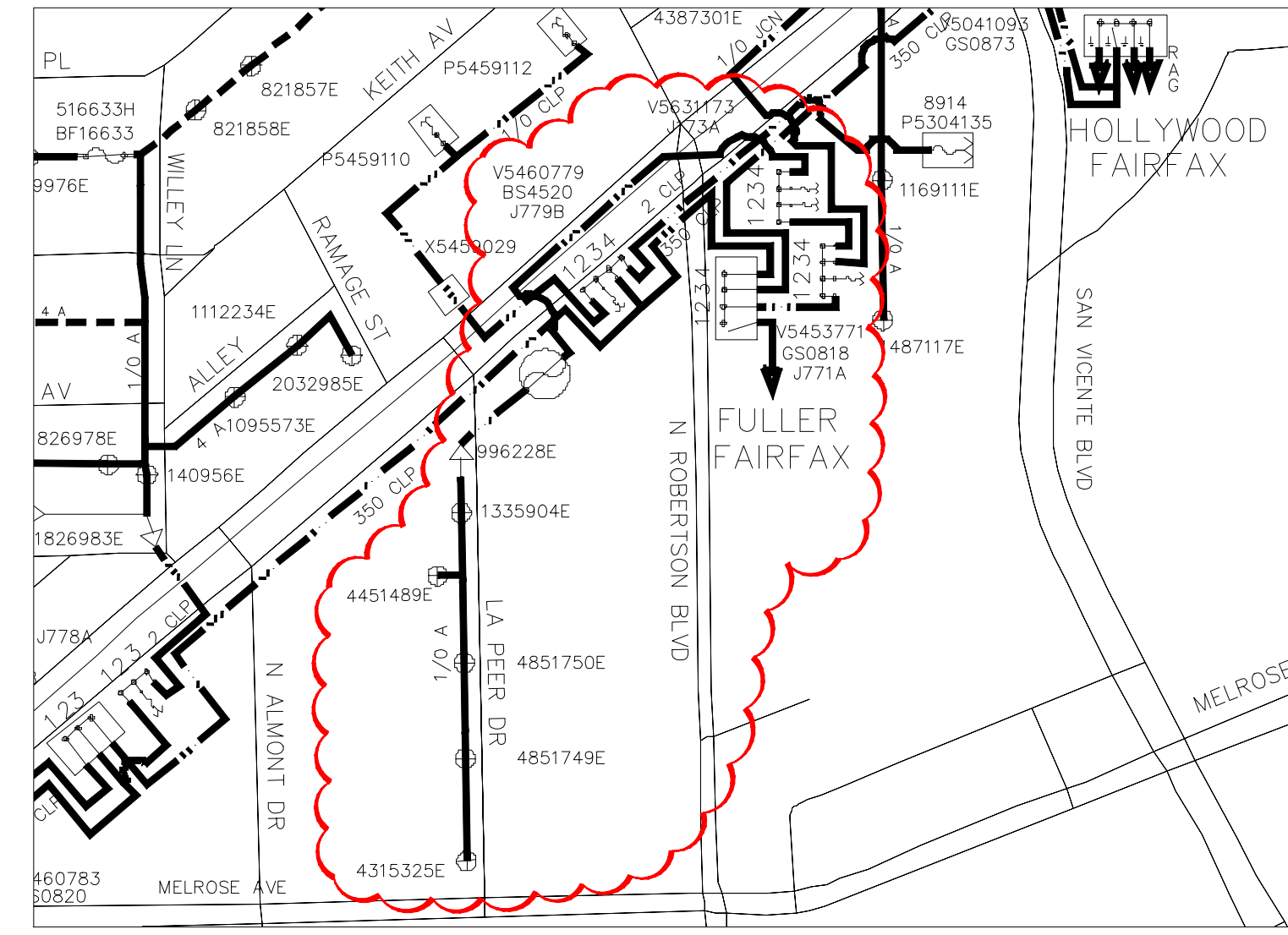
DISTRICT 42 - SANTA MONICA	PROJ. MGR. FARR, BRENT L. PHONE	PLANNER FARR, BRENT L. PHONE 310-713-5141	DESIGNER FARR, BRENT L.
PROJECT NO. 22063837	SERVICE REQUEST 2962925	MSR NO. THOMAS GUISE	PRODUCT-1 RULE 20B - UG INSTALL
CIRCUIT / VOLTAGE		CIRCUIT CODE	PRODUCT-2
SUB / PG. NO.			PRODUCT-3
INVENTORY MAP	J.P.A. NO.	PROPOSED CONSTRUCTION (LOCATION)	
		XSTR MELROSE AVE AND ALMONT DR WEST HOLLYWOOD, CA 90069	
TYPE	DATE	APPROVED BY	CHECKED BY
Southern California Edison Company			DESIGN/DRWG. NO. 1324094_1.01

SCALE: 1" = 20'

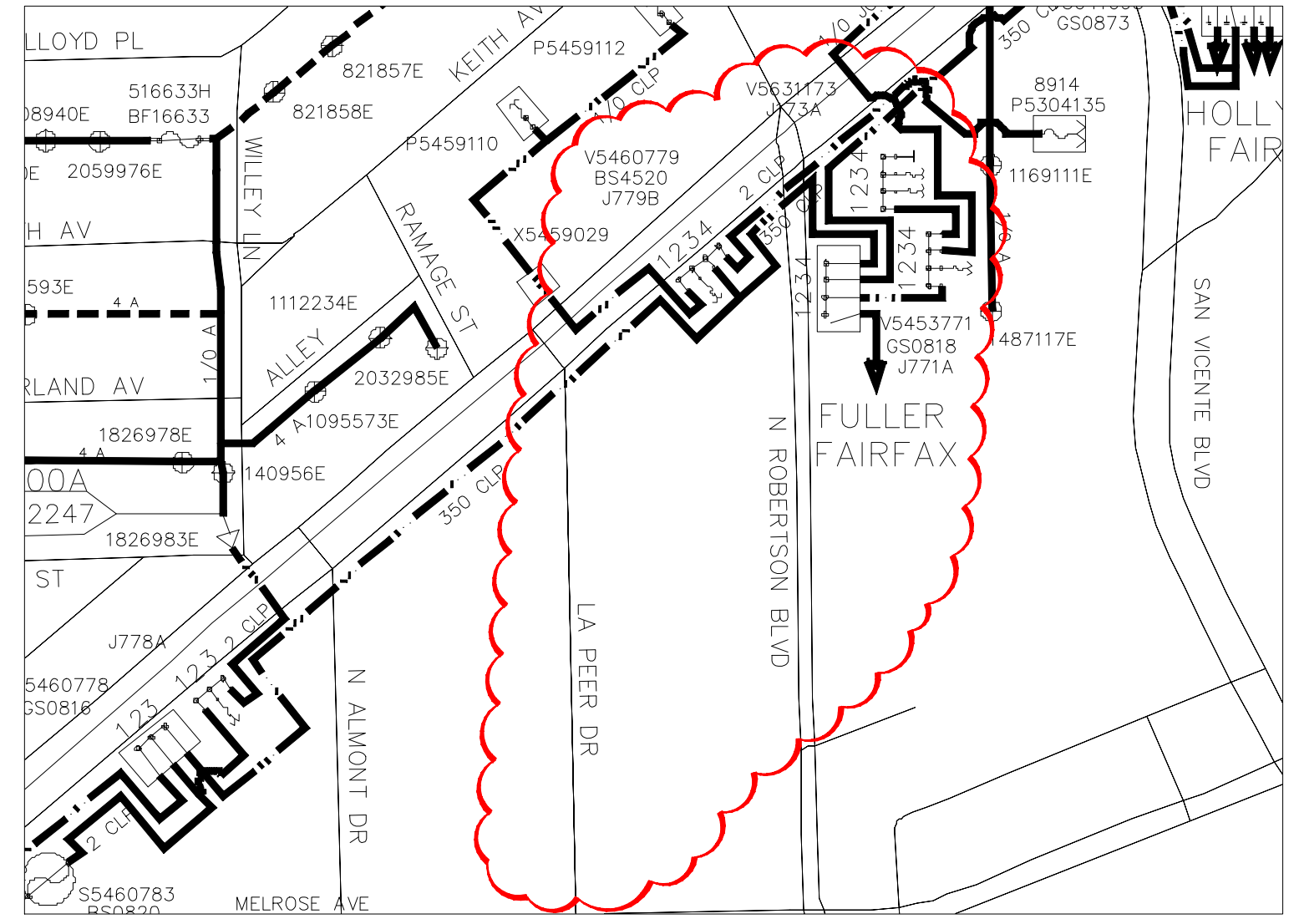
PRELIMINARY
Not For Construction

PROJECT REQUIREMENTS (Y/N)	
EDISON EASEMENT REQUIRED	N
PWRD 88 REQUIRED	N
UG CIVIL ONLY WORK ORDER	N
PERMIT REQUIRED	Y
PERMIT TYPE: ENCROACHMENT	
OUTAGE DATE:	TIME:
TRAFFIC CONTROL REQUIRED	Y
PED. TRAFFIC CONTROL REQ'D	Y
CONVEYANCE LETTER REQ'D	N
ENVIRONMENTAL CLEARANCE REQ'D	N
CSD 140 (TLM) REQ'D	N

AS-IS SINGLE LINE EDINBURG 16KV o/o FAIRFAX



PROPOSED SINGLE LINE EDINBURG 16KV o/o FAIRFAX



EX: V5631173 VAULT 13
7'x18'x8' TUB STYLE
RM: 3-1/0 JCN 350' (1 runs)

EX: V5460779 VAULT 12
6'12'x7' Tub Style TUB STYLE
RM: 365- CBL #2 AL 3-1/C 17KV CLP PJ
RM: 1- SW UG BS F 3-WY 3-PL 200A 15KV HD
SN:

2 EXISTING 1335904E Class C2
RM: 78- CD 1/0 STR AL BARE ACSR GREASED
RM: 1- XA SNGL FB 10' STEEL PINS
RM: 2- FE CO OPEN 100A 16KV 1-EA
RM: 3- INS POLY W/VERTICAL PIN 25KV UNIV CLMP
RM: 1- TR OH 50KVA 16KV 120/240 1P
SN:
RM: 2- SEC ROLLER (166-CLEVIS & SPOOL)
RM: 26- CD 1/0 STR AL QUADRUPLX W/ACSR NEUTRAL
RM: 30- CD 1/0 STR AL QUADRUPLX W/ACSR NEUTRAL
RM: 10- CD 1/0 STR AL TRIPLEX W/ACSR NEUTRAL

11 EXISTING 4851750E Class C2
RM: 3- INS POLY W/PIN 16KV CLMP #4-653 ACSR
RM: 6- INS POLY DE 16KV HOT SHOE #4 & 1/0 ACSR
RM: 342- CD 1/0 STR AL BARE ACSR NON-GREASED
RM: 1- XA DBL HD DE COMP 10'
RM: 114- CD 1/0 STR AL TRIPLEX W/ACSR NEUTRAL
RM: 1- SEC 3-WIRE (284 RACK)
RM: 1- FE CO OPEN W/8' XA 100A 16KV 1P
RM: 1- TR OH 75KVA 16KV 120/240 1P
SN:

10 EXISTING 4851749E Class C2
RM: 1- XA DBL HD DE COMP 10'
RM: 3- INS POLY W/PIN 16KV CLMP #4-653 ACSR
RM: 5- INS POLY DE 16KV HOT SHOE #4 & 1/0 ACSR
RM: 1- FE CO OPEN W/10' XA 100A 16KV 3P
RM: 1- TR OH 3-37KVA 16KV 120/240CD 120/208Y
SN:
RM: 1- SEC 3-WIRE (284 RACK)
RM: 3- SEC ROLLER (166-CLEVIS & SPOOL)
RM: 180- CD 1/0 STR AL BARE ACSR NON-GREASED
RM: 90- CD 4/0 STR AL QUADRUPLX W/ACSR NEUTRAL
RM: 25- CD 1/0 STR AL QUADRUPLX W/ACSR NEUTRAL
RM: 25- CD 1/0 STR AL TRIPLEX W/ACSR NEUTRAL

9 EXISTING 4717583E Class C2
FR: 2- AG SPAN GUY 9/32" - 200'

5 EXISTING 4315324E Class C2
RM: 300- CD 1/0 STR AL BARE ACSR GREASED
RM: 2- INS POLY W/VERTICAL PIN 25KV UNIV CLMP
RM: 1- XA SNGL ALLEY ARM 10' W/BRC
RM: 80- CD 1/0 STR AL TRIPLEX W/ACSR NEUTRAL
RM: 80- CD 1/0 STR AL QUADRUPLX W/ACSR NEUTRAL
RM: 4- SEC ROLLER (166-CLEVIS & SPOOL)
RM: 1- AG SPAN GUY 9/32" - 200'

8 EXISTING 2032745E Class C2
RM: 15- CD #4 STR AL QUADRUPLX W/ACSR NEUTRAL
RM: 15- CD #4 STR AL TRIPLEX W/ACSR NEUTRAL
RM: 1- SEC ROLLER (166-CLEVIS & SPOOL)

1 EXISTING 996228E Class C2
RM: 360- CD 1/0 STR AL BARE ACSR NON-GREASED
RM: 3- INS POLY DE 16KV COLD 1/0 ACSR
RM: 1- XA DBLE VB 10' STEEL PINS
RM: 1- PH CS 10' XA 16KV 3P 3-1/0
RM: 1- SA POLY W/GND NO PRI-N 16KV 3P
RM: 1- RSR PRECUT UNISTRUT W/ HARDWARE NO PVC
RM: 1- RSR PVC/STRAP 5" TO 4" UNISTRUT APP
RM: 120- CD 1/0 STR AL TRIPLEX W/ACSR NEUTRAL
RM: 57- CD #4 STR CU TRIPLEX W/NEUTRAL
RM: 1- SEC ROLLER (166-CLEVIS & SPOOL)
RM: 2- AG DOWN GUY 7/16" - 50' LESS THAN 22.5KV
RM: 1- AG ANCHOR ROD 1" X 10' 3-EYE W/PLATE

3 RM 4712923E Class C1
RM: 1- POLE 45' CLASS 1 WOOD FULL TREAT
RM: 1- XA SNGL TAN HD COMP 10' W/BKT
RM: 4- INS POLY W/PIN 16KV CLMP #4-653 ACSR
RM: 357- CD 1/0 STR AL BARE ACSR NON-GREASED
RM: 3- INS POLY DE 16KV HOT SHOE #4 & 1/0 ACSR
RM: 1- XA SNGL DE HD COMP 10' W/BKT

4 RM 4451489E Class H2
RM: 1- POLE 50' CLASS H2 WOOD FULL TREAT
RM: 3- INS POLY W/VERTICAL PIN 25KV UNIV CLMP
RM: 3- INS POLY DE 16KV HOT SHOE #4 & 1/0 ACSR
RM: 1- XA SNGL VB 10' STEEL PINS
RM: 1- FE CO OPEN W/10' XA 100A 16KV 3P
RM: 1- TR OH 3-50KVA 16KV 120/240CD 120/208Y
SN:
RM: 1- RSR PRECUT UNISTRUT W/ HARDWARE NO PVC
RM: 2- RSR PVC/STRAP 3" UNISTRUT APP

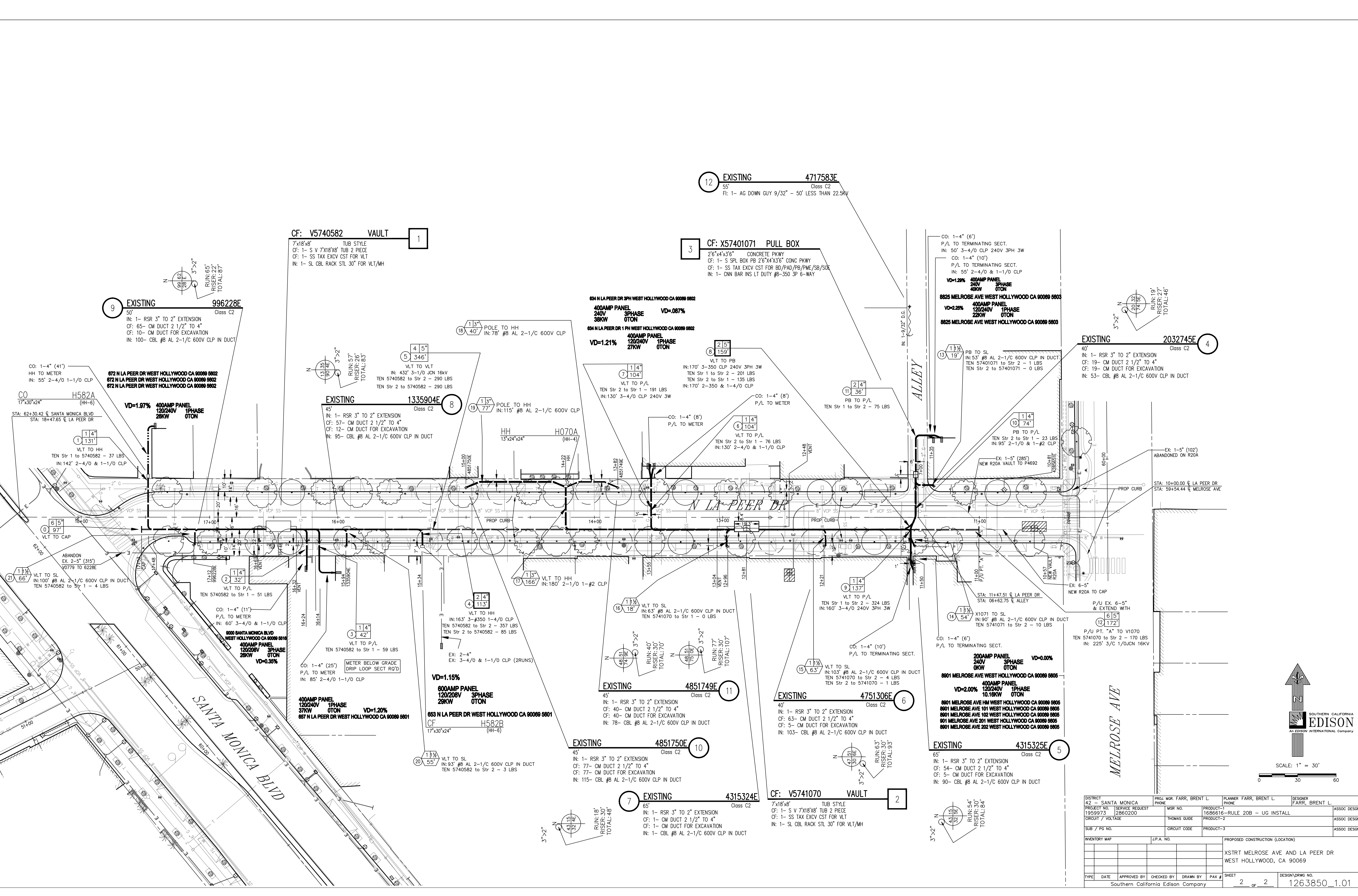
6 EXISTING 4751306E Class C2
RM: 70- CD 1/0 STR AL TRIPLEX W/ACSR NEUTRAL
RM: 70- CD 1/0 STR AL QUADRUPLX W/ACSR NEUTRAL
RM: 2- SEC ROLLER (166-CLEVIS & SPOOL)

7 EXISTING 4315325E Class C2
RM: 2- INS POLY DE 16KV COLD 1/0 ACSR
RM: 1- XA DBLE VB 10' STEEL PINS
RM: 1- FE CO OPEN W/8' XA 100A 16KV 1P
RM: 1- TR OH 75KVA 16KV 120/240 1P
SN:
RM: 45- CD 1/0 STR AL TRIPLEX W/ACSR NEUTRAL
RM: 45- CD 1/0 STR AL QUADRUPLX W/ACSR NEUTRAL
RM: 25- CD #4 STR AL TRIPLEX W/ACSR NEUTRAL
RM: 25- CD #4 STR AL QUADRUPLX W/ACSR NEUTRAL
RM: 4- SEC ROLLER (166-CLEVIS & SPOOL)
RM: 2- AG DOWN GUY 3/8" - 50' LESS THAN 22.5KV
RM: 1- AG ANCHOR ROD 1" X 10' 3-EYE W/PLATE

DISTRICT 42 - SANTA MONICA	PROJ. MGR. FARR, BRENT L.	PLANNER FARR, BRENT L.	DESIGNER FARR, BRENT L.
PROJECT NO. 11950973	MSR NO. 1686467	PRODUCT-1 RULE 20B - OH REMOVAL	ASSOC DESIGN
CIRCUIT / VOLTAGE EDINBURG 16KV	THOMAS GUISE	PRODUCT-2	ASSOC DESIGN
SUB / FILE NO. FAIRFAX	CIRCUIT CODE	PRODUCT-3	ASSOC DESIGN
INVENTORY MAP	J.P.A. NO.	PROPOSED CONSTRUCTION (LOCATION)	
		XSTR MELROSE AVE AND ALMONT DR WEST HOLLYWOOD, CA 90069	
TYPE	DATE	APPROVED BY	CHECKED BY
DRAWN BY			PAX #
SHEET			DESIGN/DRWG NO.
1 of 1			1263747_0.01



SCALE: 1" = 30'



9 EXISTING 996228E
 Class C2
 IN: 1- RSR 3" to 2" EXTENSION
 CF: 65- CM DUCT 2 1/2" TO 4"
 CF: 10- CM DUCT FOR EXCAVATION
 IN: 100- CBL #8 AL 2-1/C 600V CLP IN DUCT

1 CF: V5740582 VAULT
 7'x18'x8" TUB STYLE
 CF: 1- S V 7'x18'x8" TUB 2 PIECE
 CF: 1- SS TAX EXCV CST FOR VLT
 IN: 1- SL CBL RACK STL 30" FOR VLT/MH

12 EXISTING 4717583E
 Class C2
 FI: 1- AG DOWN GUY 9/32" - 50' LESS THAN 22.5KV

3 CF: X57401071 PULL BOX
 2'6"x4'x3'6" CONCRETE PKWY
 CF: 1- S SPL BOX PB 2'6"x4'x3'6" CONC PKWY
 CF: 1- SS TAX EXCV CST FOR BD/PAD/PB/PME/SB/SOC
 IN: 1- CNN BAR INS LT DUTY #8-350 3P 6-WAY

CO: 1-4" (6")
 P/L TO TERMINATING SECT.
 IN: 50' 3-4/0 CLP 240V 3PH 3W
 CO: 1-4" (10")
 P/L TO TERMINATING SECT.
 IN: 55' 2-4/0 & 1-1/0 CLP
VD=1.2% 400AMP PANEL
 240V 3PHASE
 40KW OTON
 8825 MELROSE AVE WEST HOLLYWOOD CA 90069 5803
VD=2.2% 400AMP PANEL
 120/240V 1PHASE
 22KW OTON
 8825 MELROSE AVE WEST HOLLYWOOD CA 90069 5803

EXISTING 2032745E
 Class C2
 IN: 1- RSR 3" to 2" EXTENSION
 CF: 19- CM DUCT 2 1/2" TO 4"
 CF: 19- CM DUCT FOR EXCAVATION
 IN: 53- CBL #8 AL 2-1/C 600V CLP IN DUCT

CO: 1-4" (41")
 HH TO METER
 IN: 55' 2-4/0 1-1/0 CLP
672 N LA PEER DR WEST HOLLYWOOD CA 90069 5802
672 N LA PEER DR WEST HOLLYWOOD CA 90069 5802
672 N LA PEER DR WEST HOLLYWOOD CA 90069 5802
VD=1.97% 400AMP PANEL
 120/240V 1PHASE
 28KW OTON
 STA: 62+30.42 @ SANTA MONICA BLVD
 STA: 18+47.65 @ LA PEER DR

EXISTING 1335904E
 Class C2
 IN: 1- RSR 3" to 2" EXTENSION
 CF: 57- CM DUCT 2 1/2" TO 4"
 CF: 12- CM DUCT FOR EXCAVATION
 IN: 95- CBL #8 AL 2-1/C 600V CLP IN DUCT

634 N LA PEER DR 3PH WEST HOLLYWOOD CA 90069 5802
400AMP PANEL
 240V 3PHASE
 38KW OTON
VD=0.87%
634 N LA PEER DR 1PH WEST HOLLYWOOD CA 90069 5802
400AMP PANEL
 120/240V 1PHASE
 27KW OTON
VD=1.21%

VLT TO PB
 IN: 170' 3-350 CLP 240V 3PH 3W
 TEN Str 1 to Str 2 - 201 LBS
 TEN Str 2 to Str 1 - 135 LBS
 IN: 170' 2-350 & 1-4/0 CLP
 VLT TO P/L
 TEN Str 2 to Str 1 - 191 LBS
 IN: 130' 3-4/0 CLP 240V 3W

PB TO SL
 IN: 53' #8 AL 2-1/C 600V CLP IN DUCT
 TEN Str 2 to Str 1 - 23 LBS
 TEN Str 2 to Str 1 - 0 LBS
 CO: 1-4" (8")
 P/L TO METER
 TEN Str 1 to Str 2 - 75 LBS
 CO: 1-4" (8")
 P/L TO METER
 TEN Str 2 to Str 1 - 76 LBS
 IN: 130' 2-4/0 & 1-1/0 CLP

EX: 1-5" (102")
 ABANDONED ON R2DA
 STA: 10+00.00 @ LA PEER DR
 STA: 59+54.44 @ MELROSE AVE

VLT TO SL
 IN: 100' #8 AL 2-1/C 600V CLP IN DUCT
 TEN 5740582 to Str 1 - 4 LBS
 VLT TO P/L
 TEN 5740582 to Str 1 - 51 LBS
 CO: 1-4" (11")
 P/L TO METER
 IN: 60' 3-4/0 & 1-1/0 CLP
9000 SANTA MONICA BLVD WEST HOLLYWOOD CA 90069 5816
400AMP PANEL
 120/208V 3PHASE
 28KW OTON
VD=0.36%

VLT TO P/L
 TEN 5740582 to Str 1 - 59 LBS
 CO: 1-4" (25")
 METER BELOW GRADE
 DRIP LOOP SECT RQ'D
 IN: 85' 2-4/0 1-1/0 CLP

VLT TO HH
 IN: 163' 3-#350 1-4/0 CLP
 TEN 5740582 to Str 2 - 357 LBS
 TEN Str 2 to 5740582 - 85 LBS
 EX: 2-4"
 EX: 3-4/0 & 1-1/0 CLP (2RUNS)

VLT TO SL
 IN: 63' #8 AL 2-1/C 600V CLP IN DUCT
 TEN 5741070 to Str 1 - 0 LBS
 VLT TO P/L
 TEN Str 1 to Str 2 - 324 LBS
 IN: 160' 3-4/0 240V 3PH 3W

CO: 1-4" (10")
 P/L TO TERMINATING SECT.
 IN: 103' #8 AL 2-1/C 600V CLP IN DUCT
 TEN 5741070 to Str 2 - 4 LBS
 TEN Str 2 to 5741070 - 1 LBS

P/U EX. 6-5" & EXTEND WITH
 P/U PT. "A" TO V1070
 TEN 5741070 to Str 2 - 170 LBS
 IN: 225' 3/C 1/OJCN 16KV

CO: 1-4" (25")
 METER BELOW GRADE
 DRIP LOOP SECT RQ'D
 IN: 85' 2-4/0 1-1/0 CLP
400AMP PANEL
 120/240V 1PHASE
 37KW OTON
VD=1.20%
667 N LA PEER DR WEST HOLLYWOOD CA 90069 5801

VD=1.15%
600AMP PANEL
 120/208V 3PHASE
 29KW OTON
653 N LA PEER DR WEST HOLLYWOOD CA 90069 5801

EXISTING 4851749E
 Class C2
 IN: 1- RSR 3" to 2" EXTENSION
 CF: 40- CM DUCT 2 1/2" TO 4"
 CF: 40- CM DUCT FOR EXCAVATION
 IN: 78- CBL #8 AL 2-1/C 600V CLP IN DUCT

EXISTING 4751306E
 Class C2
 IN: 1- RSR 3" to 2" EXTENSION
 CF: 63- CM DUCT 2 1/2" TO 4"
 CF: 5- CM DUCT FOR EXCAVATION
 IN: 103- CBL #8 AL 2-1/C 600V CLP IN DUCT

CO: 1-4" (6")
 P/L TO TERMINATING SECT.
200AMP PANEL
 240V 3PHASE
 0KW OTON
VD=0.00%
8801 MELROSE AVE WEST HOLLYWOOD CA 90069 5805
400AMP PANEL
 120/240V 1PHASE
 10.16KW OTON
8801 MELROSE AVE 101 WEST HOLLYWOOD CA 90069 5805
8801 MELROSE AVE 102 WEST HOLLYWOOD CA 90069 5805
8801 MELROSE AVE 201 WEST HOLLYWOOD CA 90069 5805
8801 MELROSE AVE 202 WEST HOLLYWOOD CA 90069 5805

EXISTING 4315325E
 Class C2
 IN: 1- RSR 3" to 2" EXTENSION
 CF: 54- CM DUCT 2 1/2" TO 4"
 CF: 5- CM DUCT FOR EXCAVATION
 IN: 90- CBL #8 AL 2-1/C 600V CLP IN DUCT

CO: 1-4" (41")
 HH TO METER
 IN: 55' 2-4/0 1-1/0 CLP
672 N LA PEER DR WEST HOLLYWOOD CA 90069 5802
672 N LA PEER DR WEST HOLLYWOOD CA 90069 5802
672 N LA PEER DR WEST HOLLYWOOD CA 90069 5802
VD=1.97% 400AMP PANEL
 120/240V 1PHASE
 28KW OTON
 STA: 62+30.42 @ SANTA MONICA BLVD
 STA: 18+47.65 @ LA PEER DR

VLT TO P/L
 TEN 5740582 to Str 2 - 3 LBS
 CO: 1-4" (11")
 P/L TO METER
 IN: 60' 3-4/0 & 1-1/0 CLP
9000 SANTA MONICA BLVD WEST HOLLYWOOD CA 90069 5816
400AMP PANEL
 120/208V 3PHASE
 28KW OTON
VD=0.36%

EXISTING 4851750E
 Class C2
 IN: 1- RSR 3" to 2" EXTENSION
 CF: 77- CM DUCT 2 1/2" TO 4"
 CF: 77- CM DUCT FOR EXCAVATION
 IN: 115- CBL #8 AL 2-1/C 600V CLP IN DUCT

EXISTING 4751306E
 Class C2
 IN: 1- RSR 3" to 2" EXTENSION
 CF: 63- CM DUCT 2 1/2" TO 4"
 CF: 5- CM DUCT FOR EXCAVATION
 IN: 103- CBL #8 AL 2-1/C 600V CLP IN DUCT

CO: 1-4" (10")
 P/L TO TERMINATING SECT.
 IN: 103' #8 AL 2-1/C 600V CLP IN DUCT
 TEN 5741070 to Str 2 - 4 LBS
 TEN Str 2 to 5741070 - 1 LBS

P/U EX. 6-5" & EXTEND WITH
 P/U PT. "A" TO V1070
 TEN 5741070 to Str 2 - 170 LBS
 IN: 225' 3/C 1/OJCN 16KV

CO: 1-4" (41")
 HH TO METER
 IN: 55' 2-4/0 1-1/0 CLP
672 N LA PEER DR WEST HOLLYWOOD CA 90069 5802
672 N LA PEER DR WEST HOLLYWOOD CA 90069 5802
672 N LA PEER DR WEST HOLLYWOOD CA 90069 5802
VD=1.97% 400AMP PANEL
 120/240V 1PHASE
 28KW OTON
 STA: 62+30.42 @ SANTA MONICA BLVD
 STA: 18+47.65 @ LA PEER DR

VLT TO P/L
 TEN 5740582 to Str 2 - 3 LBS
 CO: 1-4" (11")
 P/L TO METER
 IN: 60' 3-4/0 & 1-1/0 CLP
9000 SANTA MONICA BLVD WEST HOLLYWOOD CA 90069 5816
400AMP PANEL
 120/208V 3PHASE
 28KW OTON
VD=0.36%

EXISTING 4315324E
 Class C2
 IN: 1- RSR 3" to 2" EXTENSION
 CF: 1- CM DUCT 2 1/2" TO 4"
 CF: 1- CM DUCT FOR EXCAVATION
 IN: 1- CBL #8 AL 2-1/C 600V CLP IN DUCT

EXISTING 4751306E
 Class C2
 IN: 1- RSR 3" to 2" EXTENSION
 CF: 63- CM DUCT 2 1/2" TO 4"
 CF: 5- CM DUCT FOR EXCAVATION
 IN: 103- CBL #8 AL 2-1/C 600V CLP IN DUCT

CO: 1-4" (10")
 P/L TO TERMINATING SECT.
 IN: 103' #8 AL 2-1/C 600V CLP IN DUCT
 TEN 5741070 to Str 2 - 4 LBS
 TEN Str 2 to 5741070 - 1 LBS

P/U EX. 6-5" & EXTEND WITH
 P/U PT. "A" TO V1070
 TEN 5741070 to Str 2 - 170 LBS
 IN: 225' 3/C 1/OJCN 16KV



SOUTHERN CALIFORNIA
EDISON
 AN EDISON INTERNATIONAL COMPANY

DISTRICT 42 - SANTA MONICA	PROJ. MGR. FARR, BRENT L.	PLANNER FARR, BRENT L.	DESIGNER FARR, BRENT L.
PROJECT NO. 11959973	SERVICE REQUEST 2860200	MSR NO. THOMAS GUISE	PRODUCT-1 1686616 - RULE 20B - UG INSTALL
CIRCUIT / VOLTAGE	CIRCUIT CODE	PRODUCT-2	ASSOC DESIGN
INVENTORY MAP	J.P.A. NO.	PROPOSED CONSTRUCTION (LOCATION)	ASSOC DESIGN
XSTRT MELROSE AVE AND LA PEER DR WEST HOLLYWOOD, CA 90069			ASSOC DESIGN
TYPE	DATE	APPROVED BY	CHECKED BY
Southern California Edison Company		DRAWN BY	PAX #
SHEET 2 of 2		DESIGN/DRWG NO.	1263850_1.01

AT&T Plans

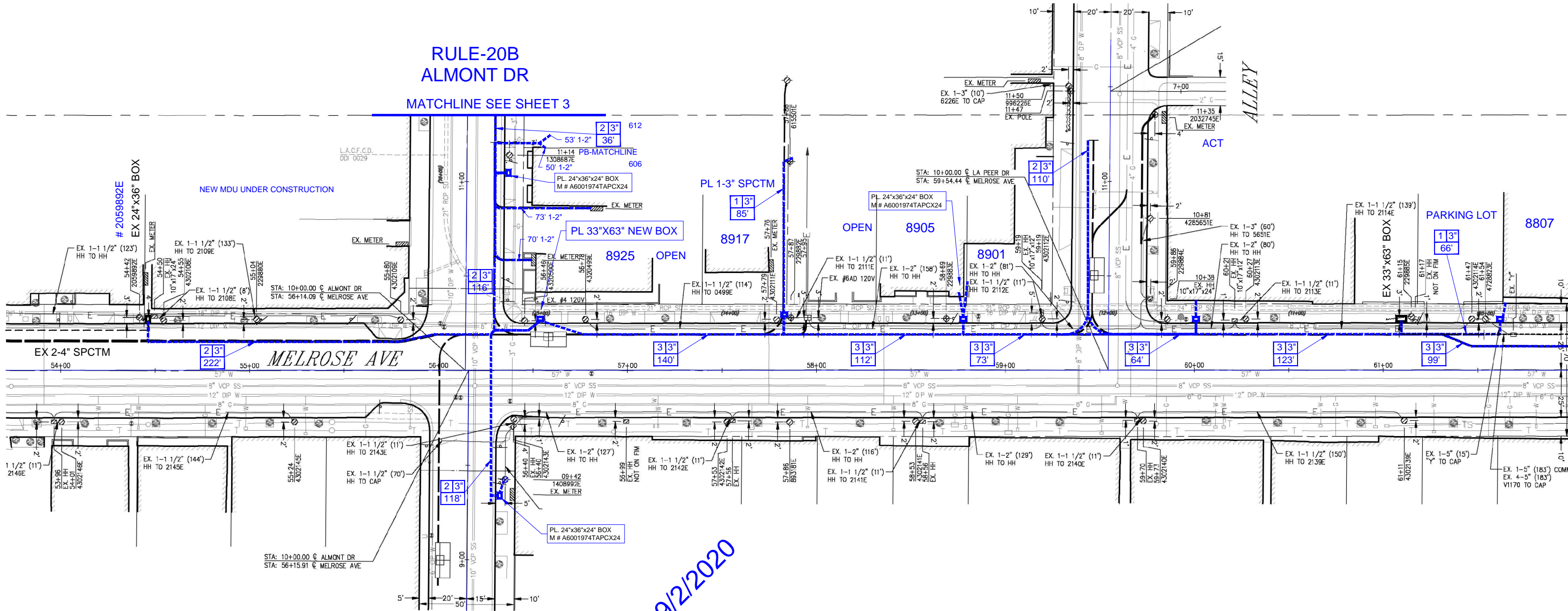
(AT&T has not yet created plans. Refer to Charter/Spectrum Plans for general gist of what to expect from AT&T)

Charter/Spectrum Plans

(Charter/Spectrum has not separated their plans between Rule 20A and Rule 20B projects at this point. The split of work will be exactly the limits as depicted on SCE's plans.)

(Charter/Spectrum has not yet created plans for La Peer Dr. The Plans would look very similar to the format/style/content as seen on the Almont Dr plan sheet.)

MATCHLINE SEE SHEET 3



PRELIMINARY 9/2/2020

CONSTRUCTION NOTES:

1. Bore under all curbs & gutters.
2. Place vaults with longer side parallel to curb.
3. Use slurry backfill.
SLURRY DELIVERY BATCH TICKET MUST SHOWN ACTUAL WEIGHTS
DELIVERY BATCH TICKET MUST BE GIVEN TO INSPECTOR
4. All conduits shall be SCH-40 unless otherwise specified,
All sweeps to poles shall be SCH-80.
5. All changes in sketches and permit limits must have prior approval
by the city's Bureau of Engineering.
6. When crossing existing utility lines that are also same dept,
place TWC conduit underneath existing utilities to provide
one (1) foot min. vertical clearance.

CONDUIT SWEEP CURVE DATA			
SYMBOL	RADIUS	LENGTH	ANGLE
△	3 FT	4.7 FT	90
△	2 FT	3.1 FT	90

SHEET 10F3

I # 6693

LEGEND

- CATV-NEW CONDUITS
- ☑ CATV-NEW VAULT
- CATV-NEW 10" DIA HAND HOLE
- CATV-JOINT TRENCH
- CATV-EXISTING
- P — DWP-TEL-GAS-TWC
- P — DWP PS
- W — DWP WATER
- G — GAS
- T — PAC BELL TEL
- GT — GTE TEL
- S — SEWER
- SL — STREET LIGHT
- SD — STORM DRAIN
- C/L — C/L

SCALE 1"=50'

PRINT 11"X17" PAPER

Thomas Guide Pg-Grid #

DRAWN BY: HT ENGINEERING	REVISIONS
Tel. NO: (323) 854-5714	01/11/2020 BASE MAP HT
E-MAIL: hovik307@yahoo.com	—
FIELD BY: HOVIK TRIRIAN	—
JOB FT 1660'	—
STREET TYPE LOCAL STREET	DISTRICT: WEST HOLLYWOOD

1-800-227-2600
CALL AT LEAST TWO DAYS BEFORE YOU DIG
UNDERGROUND SERVICE ALERT OF SOUTHERN CALIFORNIA
TICKET #



1-800-227-2600
CALL AT LEAST TWO DAYS BEFORE YOU DIG
UNDERGROUND SERVICE ALERT OF SOUTHERN CALIFORNIA
TICKET #



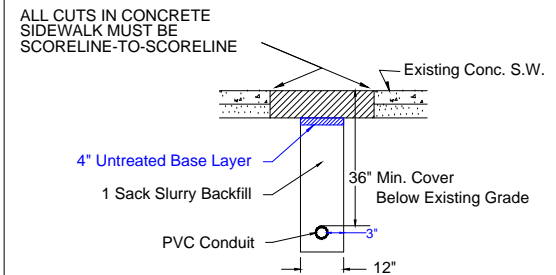
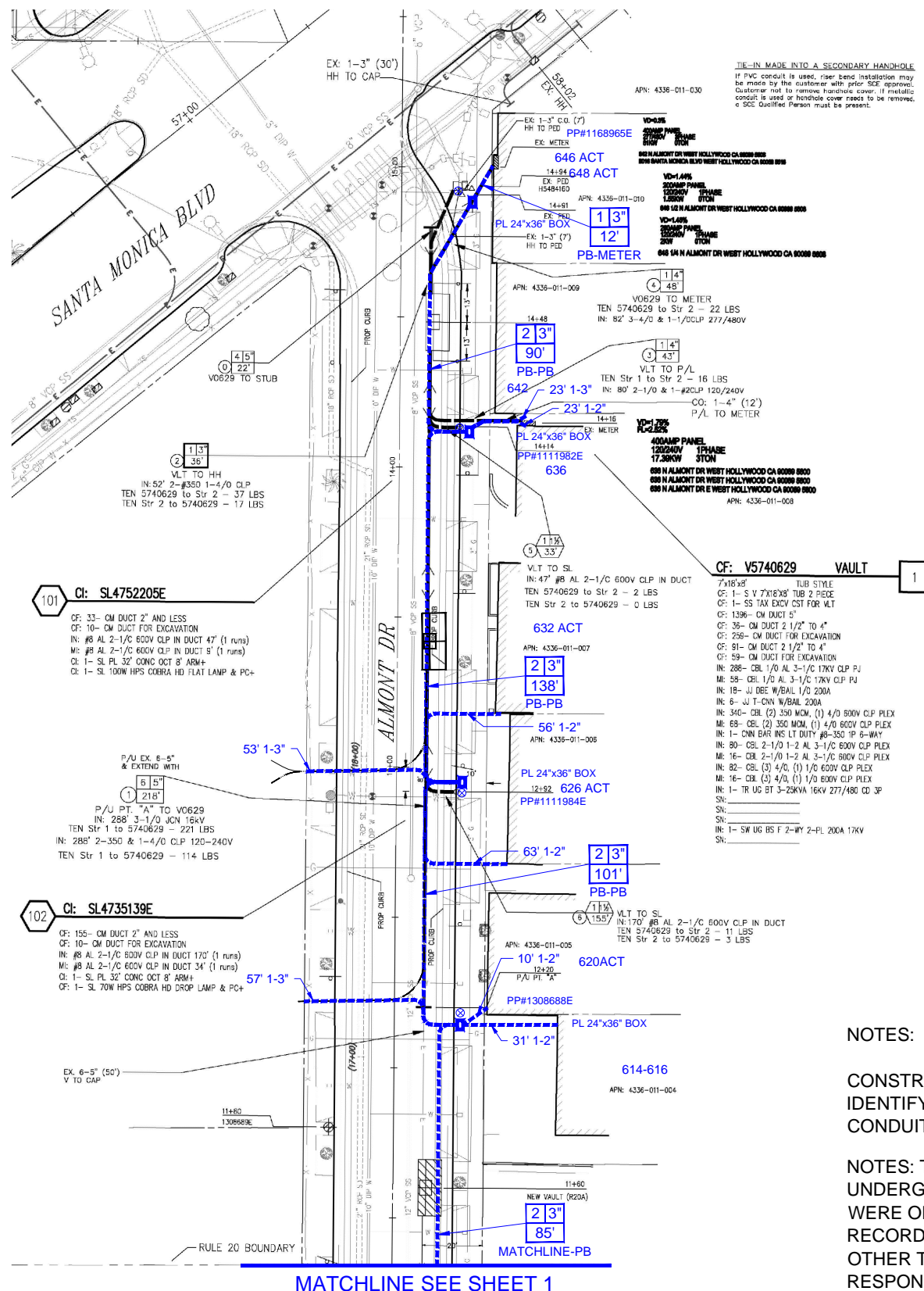
6357 Arizona Circle Los Angeles, CA 90045
310-466-9998

LOG NO	2020
DATE Sub	01/14/2020

PERMIT NO	
DATE ISSUED	

PO4500008383 Z6_PRISM_1439298 (GG)

Title/Job Address:		
MELROSE / LA PEER RD / 631N ROBERTSON BLVD		
ZIP CODE . 90069 WEST HOLLYWOOD		
PERMIT REQUESTED BY :	System Map:	Job No:
NICK GASBARRE		



EXCAVATION DATA

TRENCH WIDTH AND LENGTH FOR THE FOLLOWING:

- CONCRETE/ASPHALT STREET:N/A
- CONCRETE/ASPHALT ALLEY:N/A
- CONCRETE SIDEWALK:N/A
- DIRT PARKWAY:N/A
- CURB & GUTTER:N/A

RESURFACING DATA

T-CUT (REFERENCE STD. PLAN S-477) WIDTH AND LENGTH FOR THE FOLLOWING:

- ASPHALT: N/A
- CONCRETE: 25 SQ FT

PRELIMINARY 9/2/2020

LEGEND

	CATV-NEW CONDUITS
	CATV-NEW VAULT
	CATV-NEW 10" DIA HAND HOLE
	CATV-JOINT TRENCH
	CATV-EXISTING
	DWP-TEL-GAS-TWC
	DWP PS
	DWP WATER
	GAS
	PAC BELL TEL
	GTE TEL
	SEWER
	STREET LIGHT
	STORM DRAIN
	C/L

NOTES:

CONSTRUCTION CONTRACTOR RESPONSIBLE TO IDENTIFY EXISTING UTILITIES AND DEPTH OF CONDUITS PRIOR TO START OF CONSTRUCTION.

NOTES: THE LOCATIONS & EXISTENCE OF ANY UNDERGROUND PIPES & STRUCTURES SHOWN WERE OBTAINED BY A SEARCH OF AVAILABLE RECORDS. THERE MAY BE EXISTING UTILITIES OTHER THAN THOSE SHOWN. THE CONTRACTOR IS RESPONSIBLE TO PROTECT EXISTING STRUCTURES SHOWN OR NOT SHOWN.

LOG NO	2020	PERMIT NO	.
DATE Sub	01/14/2020	DATE ISSUED	.

SHEET 30F3
I # 6693

SCALE 1"=50'
 PRINT 11"x17" PAPER

Thomas Guide Pg-Grid #

DRAWN BY: HT ENGINEERING	REVISIONS
Tel. NO: (323) 854-5714	01/11/2020 BASE MAP HT
E-MAIL: hovik307@yahoo.com	-
FIELD BY: HOVIK TRIRIAN	-
JOB FT 1660'	-
STREET TYPE LOCAL STREET	DISTRICT: WEST HOLLYWOOD



Spectrum
 TV | INTERNET | VOICE
 6357 Arizona Circle Los Angeles, CA 90045
 310-466-9998

PO4500008383 Z6_PRISM_1439298 (GG)

Title/Job Address:
 MELROSE / LA PEER RD / 631N ROBERTSON BLVD
 ZIP CODE . 90069 WEST HOLLYWOOD

PERMIT REQUESTED BY : NICK GASBARRE	System Map:	Job No:
-------------------------------------	-------------	---------