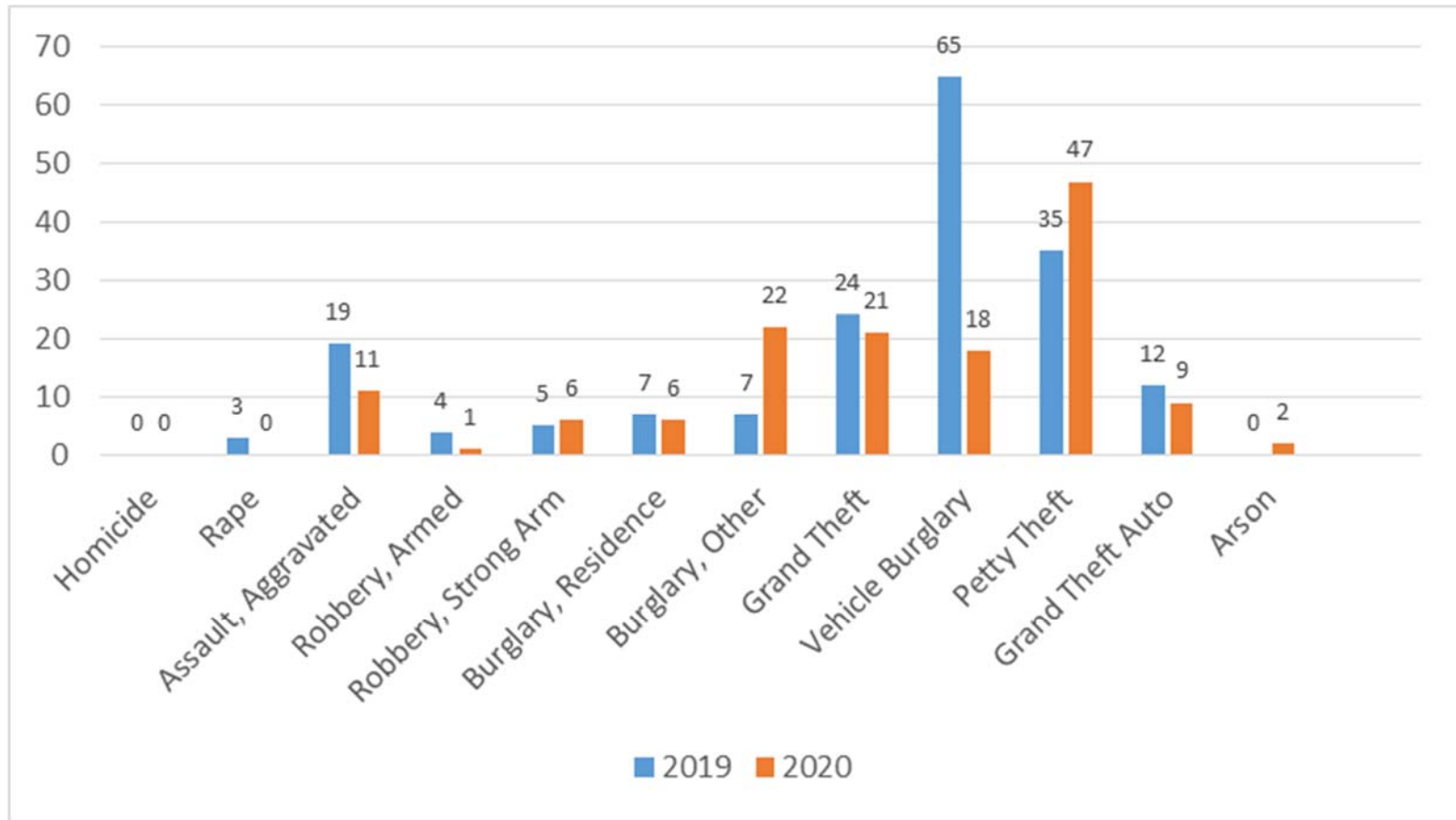


City of West Hollywood

	Calls for Service	Observations	Felony Arrests	Misdemeanor Arrests	Total Arrests	Response Emergency (Incidents)	Response Priority (Incidents)	Response Routine (Incidents)
October 2020	1,533	1,968	59	138	197	54	220	1,206
October 2019	1,910	2,238	67	177	244	65	219	1,555
	Calls for Service	Observations	Felony Arrests	Misdemeanor Arrests	Total Arrests	Response Emergency (Avg. Time)	Response Priority (Avg. Time)	Response Routine (Avg. Time)
Monthly Average 2020	1,578	2,124	61	147	208	3.7	8.2	26.3
Monthly Average 2019	1,991	2,316	56	192	248	3.3	9	27.2
	Calls for Service	Observations	Felony Arrests	Misdemeanor Arrests	Total Arrests	Response Emergency (Incidents)	Response Priority (Incidents)	Response Routine (Incidents)
Year to Date 2020	15,784	21,248	609	1,473	2,082	667	2,277	12,266
Year to Date 2019	19,907	23,157	561	1,924	2,485	723	2,367	16,164



West Hollywood – Whole City Part I Crime October 2019 vs. October 2020

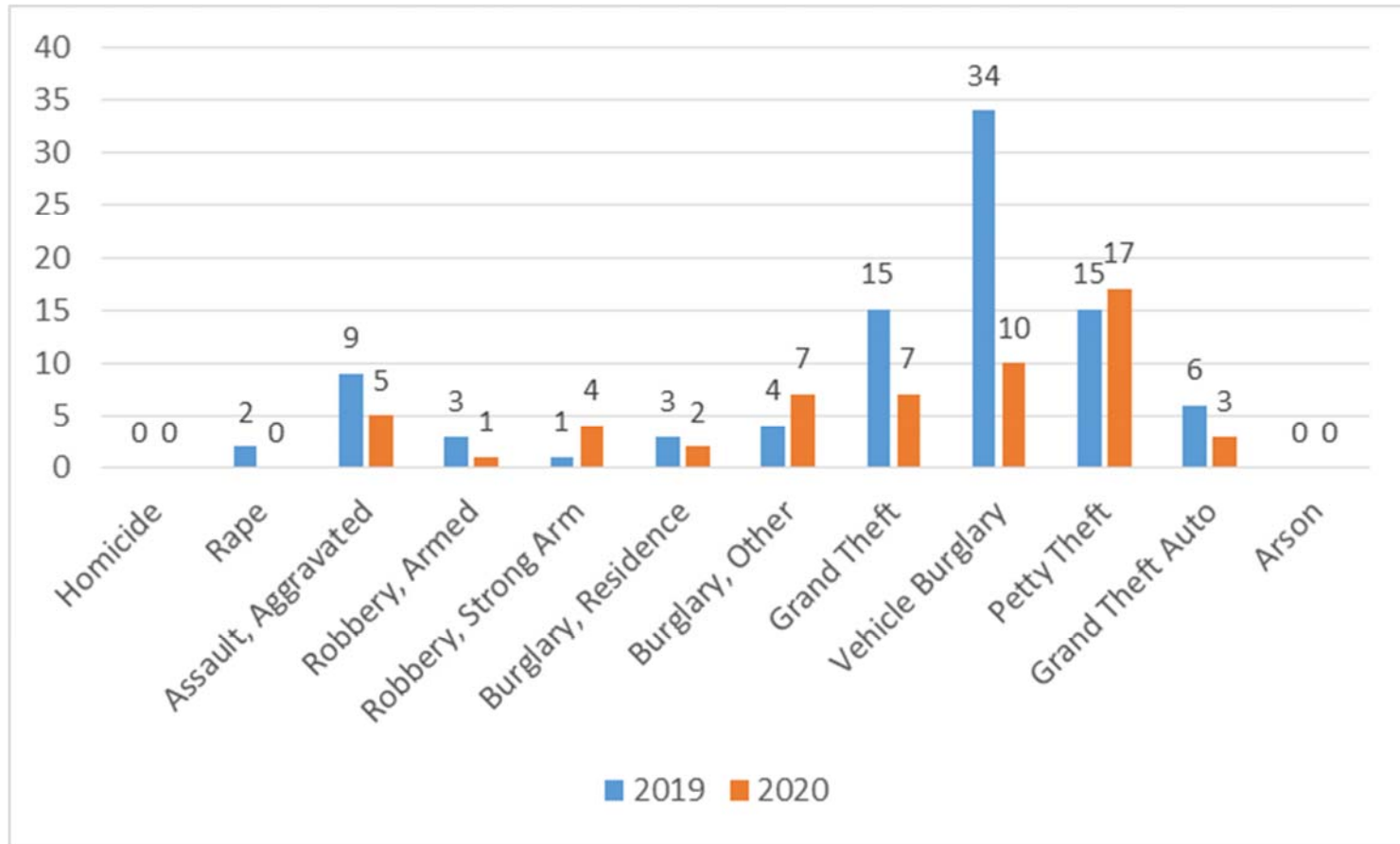


Prepared by WHD/CAU/BH

Stats extracted on 11/03/2020, from LARCIS report 5c. Per UCR rules, Homicide, Rape and Aggravated Assault stats are counted by victim. All other stats are counted by incident.



West Hollywood – West District Part I Crime October 2019 vs. October 2020

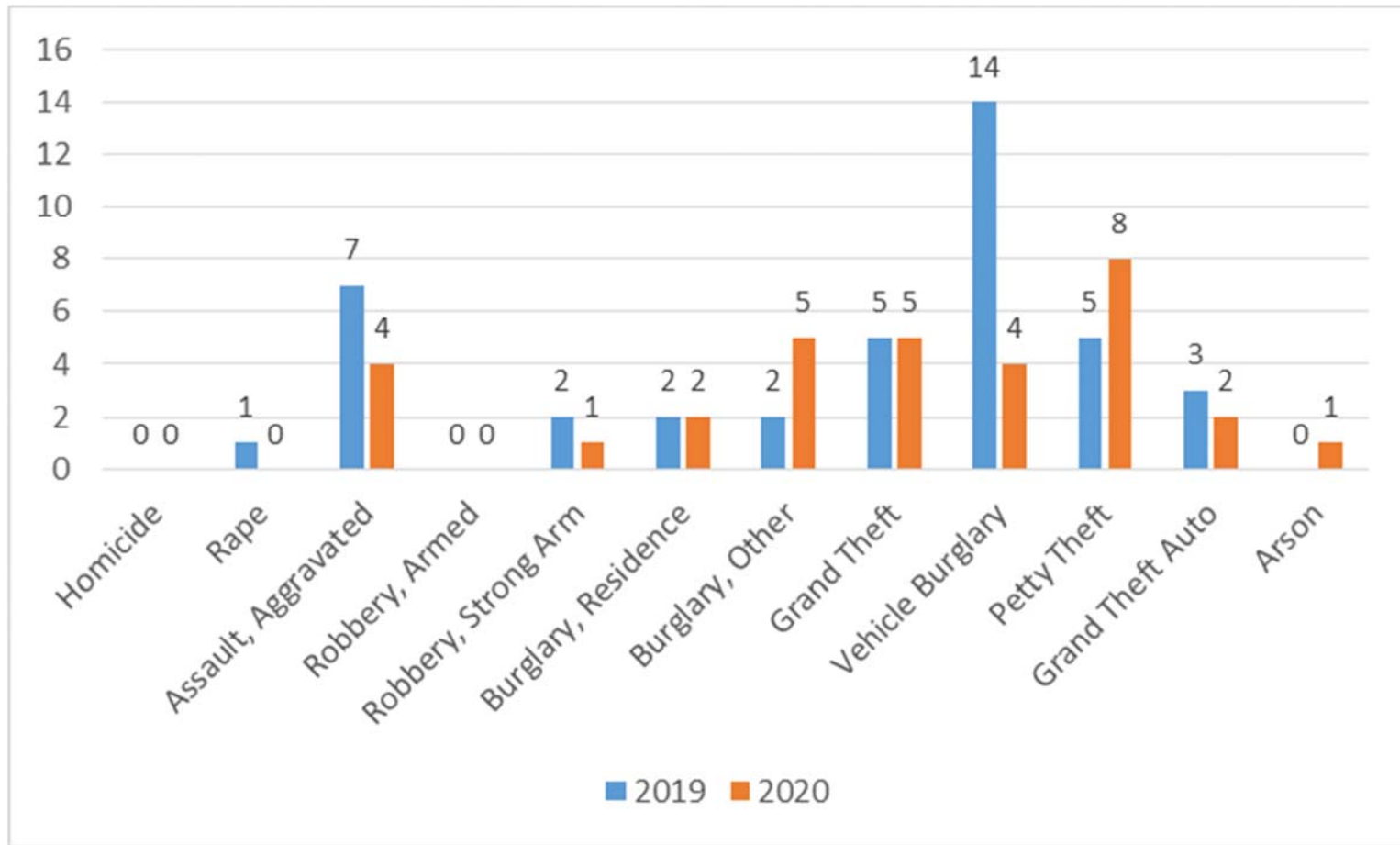


Prepared by WHD/CAU/BH

Stats extracted on 11/03/2020, from LARCIS report 5c. Per UCR rules, Homicide, Rape and Aggravated Assault stats are counted by victim. All other stats are counted by incident.

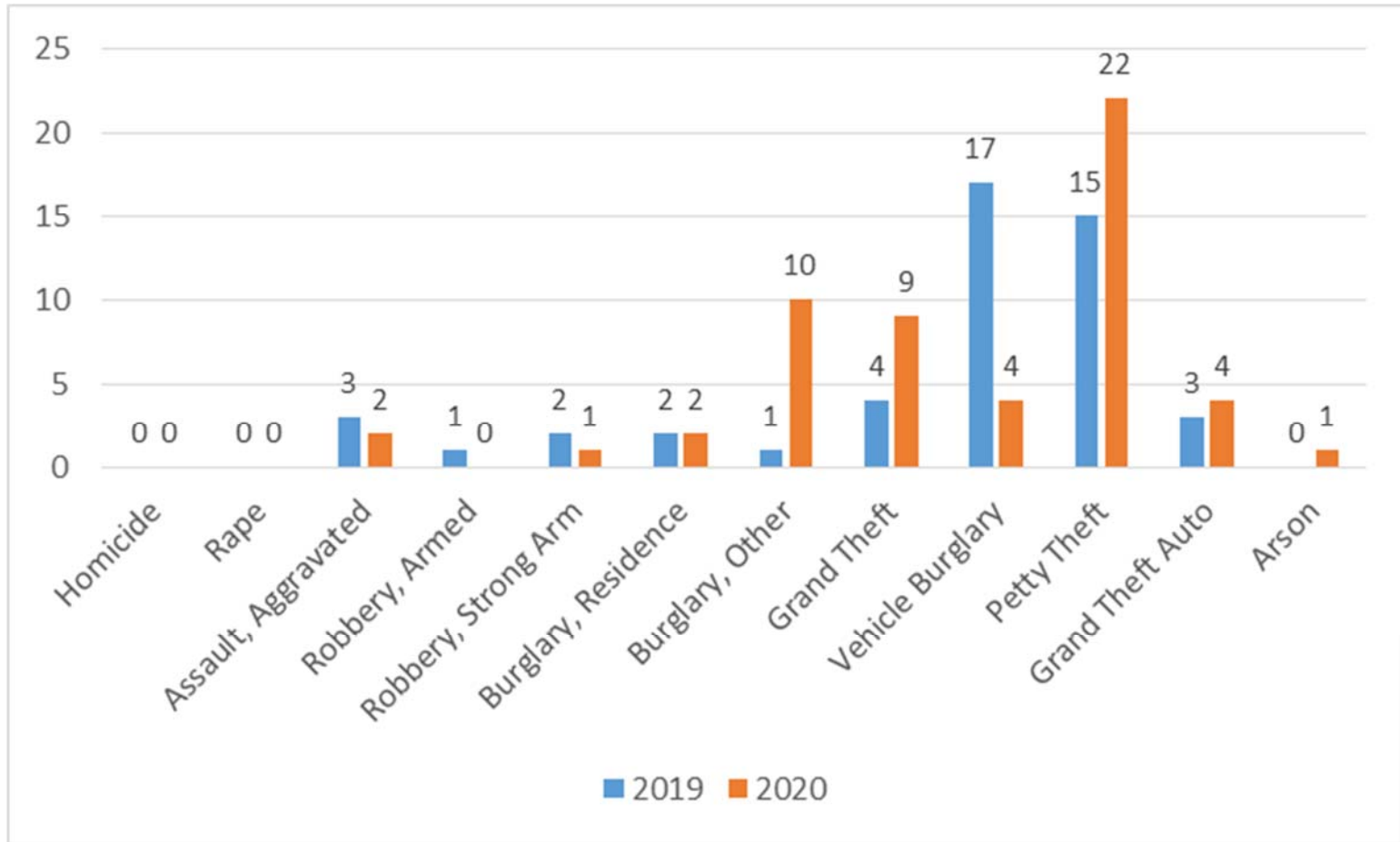


West Hollywood – City Center Part I Crime October 2019 vs. October 2020





West Hollywood – East District Part I Crime October 2019 vs. October 2020



West Hollywood Station

Part 1 Crimes by Reporting District

October 2020

October 2020	West District					City Center				East District			
PART 1 CRIME	0971	0972	0977	0978	0986	0975	0976	0987	0988	0973	0974	0989	CITY TOTAL
HOMICIDE													0
RAPE													0
ASSAULT, AGGRAVATED		3	2			1	3			1		1	11
ROBBERY TOTAL	0	3	1	1	0	0	1	0		0	0	1	7
-ROBBERY, ARMED				1									1
-ROBBERY, STRONG ARMED		3	1				1					1	6
BURGLARY TOTAL	0	5	1	2	1	2	3	2	0	4	6	2	28
-BURGLARY, RESIDENCE		1		1		1	1				2		6
-BURGLARY, OTHER STRUCTURE		4	1	1	1	1	2	2		4	4	2	22
THEFT TOTAL	0	14	15	2	3	8	8	1	0	12	8	15	86
-GRAND THEFT		4	3			2	2	1		4	4	1	21
-VEHICLE BURGLARY		4	6			2	2			2	1	1	18
-LOCKER													0
-PETTY THEFT		6	6	2	3	4	4			6	3	13	47
GTA		2	1			1	1			2	2		9
ARSON						1						1	2
TOTAL	0	27	20	5	4	13	16	3	0	19	16	20	143

Total: 56

Total: 32

Total: 55

% OF ALL PART 1 CRIME
West District: 39%
City Center: 22%
East District: 39%

City of West Hollywood

Part II Crimes Report - October 2020

PART II CRIME	INCIDENTS
FORGERY	3
FRAUD	6
ID THEFT	2
SEX OFFENSES - FELONIES	0
SEX OFFENSES - MISDEMEANOR	3
ASSAULT, NON-AGGRAVATED	13
ASSAULT, NON-AGGRAVATED DOMESTIC	6
WEAPONS LAWS	6
OFFENSES AGAINST FAMILY	1
DEFRAUDING INNKEEPER	0
NARCOTICS	28
LIQUOR LAWS	0
DRUNK	6
DISORDERLY CONDUCT	2
VAGRANCY	0
GAMBLING	0
DRUNK DRIVING	3
VEHICLE / BOATING LAWS	55
VANDALISM	27
RECEIVING STOLEN PROPERTY	1
FEDERAL OFFENSES	5
FELONIES - MISCELLANEOUS	3
MISDEMEANORS, MISCELLANEOUS	20
TOTAL	190

West Hollywood Station - 2020 Club Pickpocket Thefts								
Month	Abbey	Mickey's	Hi Tops	1 Oak	Trunks	Motherlode	Beaches	Rocco's
JAN	7	9	1	0	0	0	0	2
FEB	10	8	0	0	2	2	0	4
MAR	2	2	1	0	1	0	0	0
APR	0	0	0	0	0	0	0	0
MAY	0	0	0	0	0	0	0	0
JUN	1	0	0	0	0	0	0	0
JUL	0	0	0	0	0	0	0	0
AUG	0	0	0	0	0	0	0	0
SEP	0	0	0	0	0	0	0	0
OCT	0	0	0	0	0	0	0	0
NOV								
DEC								
TOTAL	20	19	2	0	3	2	0	6

DUI STATS FOR THE MONTH OF OCTOBER 2020

DUI ARREST LOCATIONS:

October 3, 2020 – 7073 Santa Monica Boulevard

October 14, 2020 – 7300 Fountain Avenue

October 20, 2020 – 1217 Horn Avenue

October 25, 2020 – Sweetzer Avenue/De Longpre Avenue

TOTAL DUI ARRESTS: 4

DATE AND LOCATIONS OF TRAFFIC COLLISIONS:

October 14, 2020 – Fountain Avenue/Fuller Avenue

October 20, 2020 – Horn Avenue/Sherbourne Avenue

October 25, 2020 – Norton Avenue/Sweetzer Avenue

DATE AND LOCATIONS OF TRAFFIC COLLISIONS: 3

PEDESTRIAN/BICYCLISTS STATS FOR THE MONTH OF OCTOBER 2020

VEHICLE VS PEDESTRIANS:

October 2, 2020 – Santa Monica Boulevard/Formosa Avenue – Time 1031 (Driver at Fault)

P/1 failed to yield to pedestrians walking in the crosswalk – 21950(a) CVC

October 26, 2020 – 1020 Alfred Street (parking structure) – Time 1856 (Unknown)

The deputy could not determine who was at fault. P/2 did not purposely run over P/1's leg/foot area due to not seeing him lying on the ground.

October 17, 2020 – Santa Monica Boulevard/Vista Street – Time 0119 (Unknown)

P/2 (EPAMD "WHEELS" RENTAL) E/B #2 lane of Santa Monica Boulevard crossing Vista Street.

P/1 (White SUV) E/B #2 lane Santa Monica Boulevard passing P/2. P/1 collided with P/2.
(Unknown)

TOTAL VEHICLE VS PEDESTRIANS: 3

VEHICLE VS BICYCLISTS:

TOTAL VEHICLE VS BICYCLISTS: 0