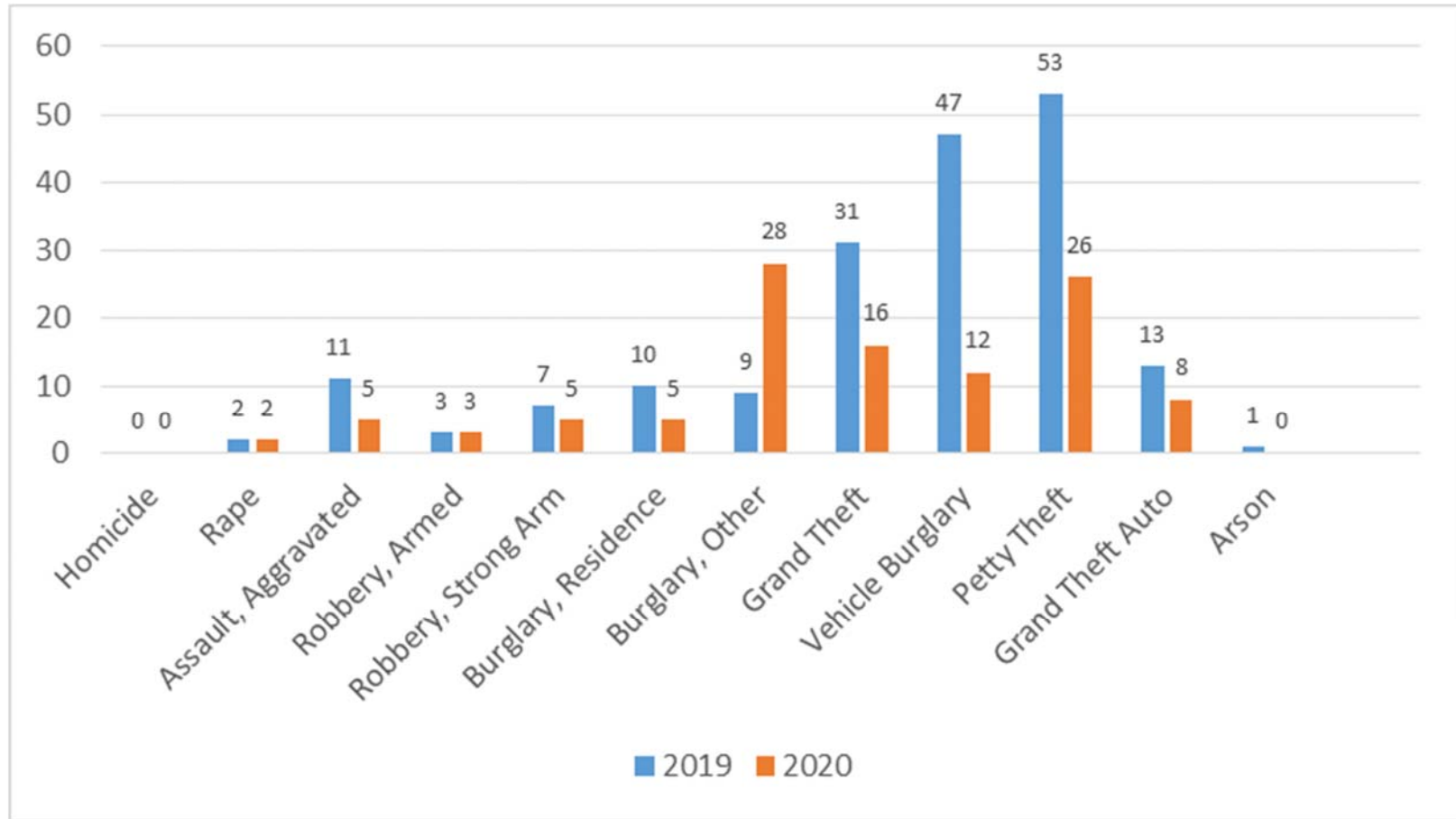


City of West Hollywood

	Calls for Service	Observations	Felony Arrests	Misdemeanor Arrests	Total Arrests	Response Emergency (Incidents)	Response Priority (Incidents)	Response Routine (Incidents)
July 2020	1,405	2,175	63	131	194	57	167	1,135
July 2019	2,110	2,528	57	236	293	57	279	1,721
	Calls for Service	Observations	Felony Arrests	Misdemeanor Arrests	Total Arrests	Response Emergency (Avg. Time)	Response Priority (Avg. Time)	Response Routine (Avg. Time)
Monthly Average 2020	1,605	2,233	60	162	222	3.8	8.1	26.3
Monthly Average 2019	1,988	2,301	53	194	248	3.4	8.8	26.7
	Calls for Service	Observations	Felony Arrests	Misdemeanor Arrests	Total Arrests	Response Emergency (Incidents)	Response Priority (Incidents)	Response Routine (Incidents)
Year to Date 2020	11,232	15,634	420	1,132	1,552	465	1,630	8,714
Year to Date 2019	13,918	16,105	374	1,361	1,735	483	1,664	11,376



West Hollywood – Whole City Part I Crime July 2019 vs. July 2020

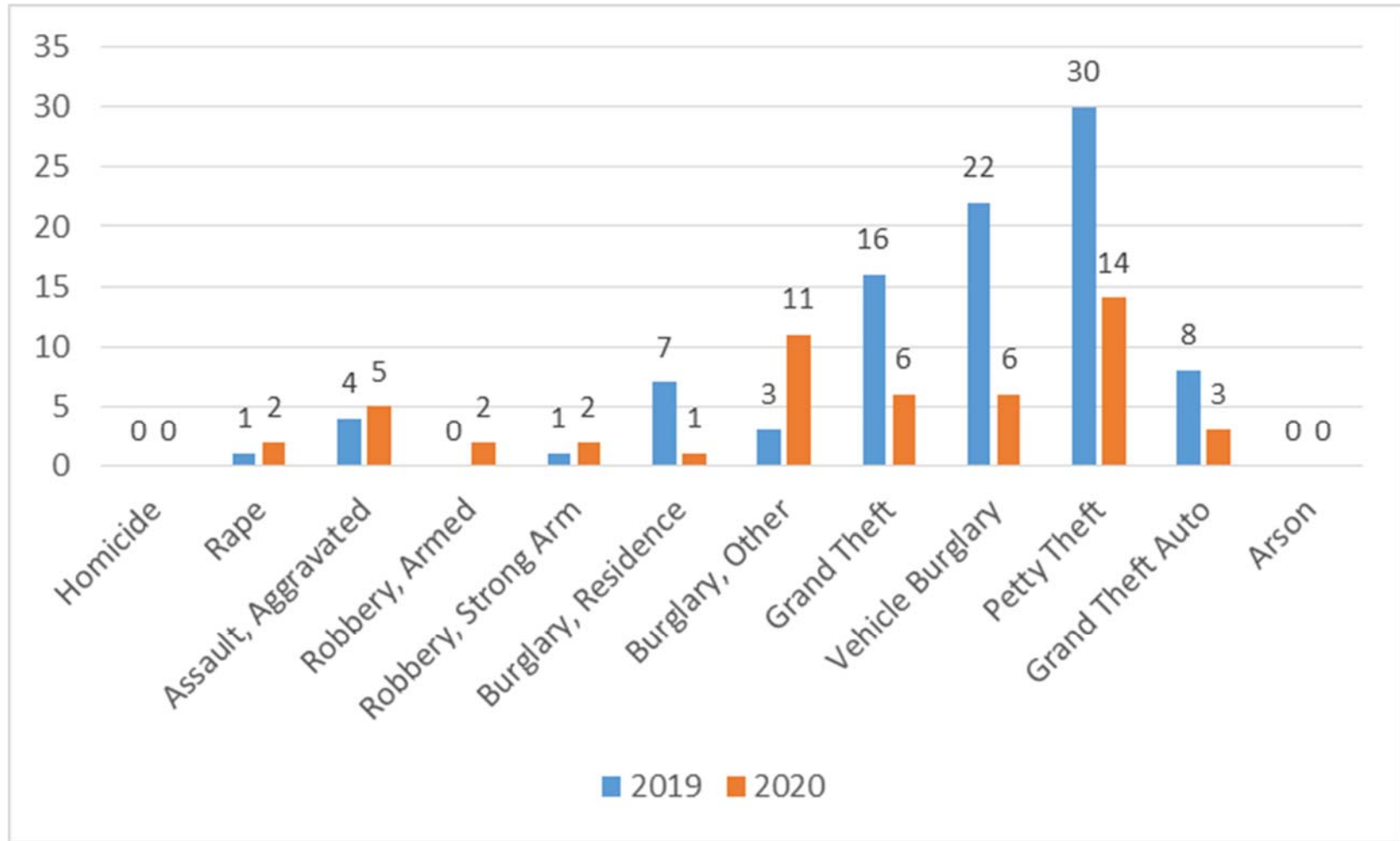


Prepared by WHD/CAU/BH

Stats extracted on 08/03/2020, from LARCIS report 5c. Per UCR rules, Homicide, Rape and Aggravated Assault stats are counted by victim. All other stats are counted by incident.



West Hollywood – West District Part I Crime July 2019 vs. July 2020

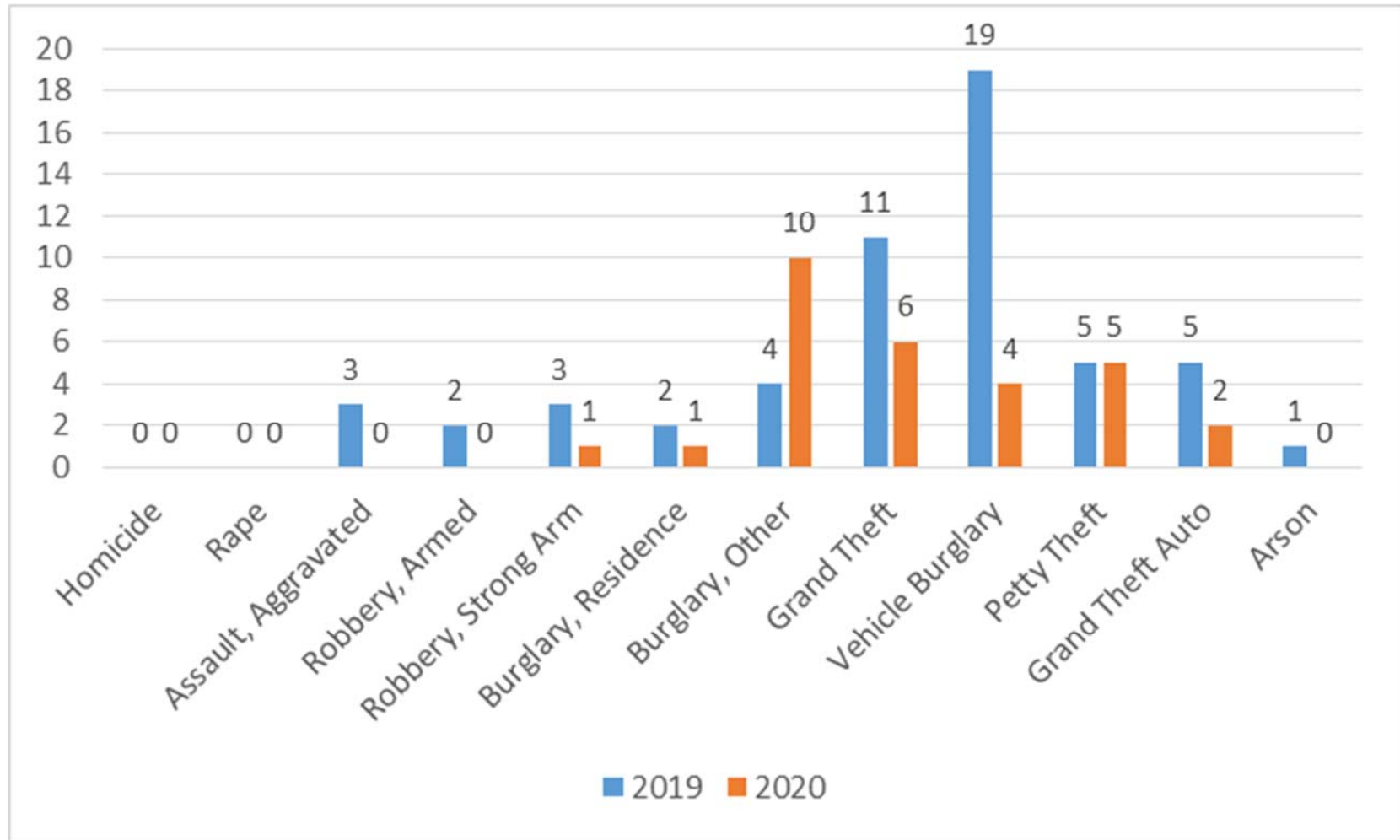


Prepared by WHD/CAU/BH

Stats extracted on 08/03/2020, from LARCIS report 5c. Per UCR rules, Homicide, Rape and Aggravated Assault stats are counted by victim. All other stats are counted by incident.



West Hollywood – City Center Part I Crime July 2019 vs. July 2020

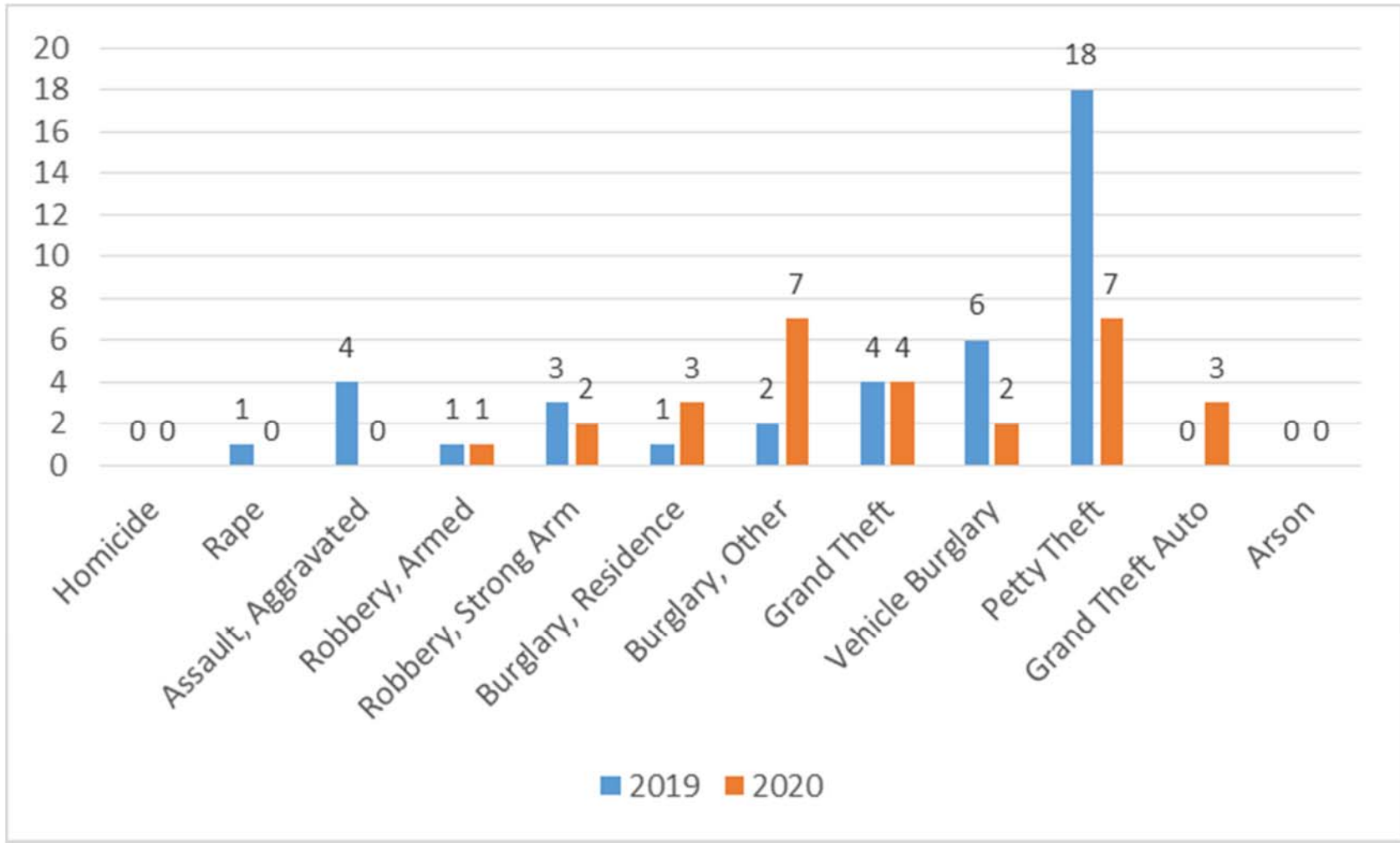


Prepared by WHD/CAU/BH

Stats extracted on 08/03/2020, from LARCIS report 5c. Per UCR rules, Homicide, Rape and Aggravated Assault stats are counted by victim. All other stats are counted by incident.



West Hollywood – East District Part I Crime July 2019 vs. July 2020



Prepared by WHD/CAU/BH

Stats extracted on 08/03/2020, from LARCIS report 5c. Per UCR rules, Homicide, Rape and Aggravated Assault stats are counted by victim. All other stats are counted by incident.

West Hollywood Station

Part 1 Crimes by Reporting District

July 2020

July 2020	West District					City Center				East District			
PART 1 CRIME	0971	0972	0977	0978	0986	0975	0976	0987	0988	0973	0974	0989	CITY TOTAL
HOMICIDE													0
RAPE				2									2
ASSAULT, AGGRAVATED		1	1	2	1								5
ROBBERY TOTAL	0	2	2		0	0	1	0		2	1	0	8
-ROBBERY, ARMED		1	1							1			3
-ROBBERY, STRONG ARMED		1	1				1			1	1		5
BURGLARY TOTAL	2	0	9	0	1	5	6	0	0	7	3	0	33
-BURGLARY, RESIDENCE			1				1			1	2		5
-BURGLARY, OTHER STRUCTURE	2		8		1	5	5			6	1		28
THEFT TOTAL	0	12	10	3	1	5	10	0	0	4	6	3	54
-GRAND THEFT		3	2	1		3	3				2	2	16
-VEHICLE BURGLARY		3	1	1	1		4			1	1		12
-LOCKER													0
-PETTY THEFT		6	7	1		2	3			3	3	1	26
GTA			2		1	2				2	1		8
ARSON													0
TOTAL	2	15	24	7	4	12	17	0	0	15	11	3	110

Total: 52

Total: 29

Total: 29

% OF ALL PART 1 CRIME
West District: 48%
City Center: 26%
East District: 26%

City of West Hollywood

Part II Crimes Report - July 2020

PART II CRIME	INCIDENTS
FORGERY	2
FRAUD	4
ID THEFT	0
SEX OFFENSES - FELONIES	2
SEX OFFENSES - MISDEMEANOR	4
ASSAULT, NON-AGGRAVATED	11
ASSAULT, NON-AGGRAVATED DOMESTIC	5
WEAPONS LAWS	9
OFFENSES AGAINST FAMILY	0
DEFRAUDING INNKEEPER	0
NARCOTICS	32
LIQUOR LAWS	0
DRUNK	6
DISORDERLY CONDUCT	0
VAGRANCY	0
GAMBLING	0
DRUNK DRIVING	0
VEHICLE / BOATING LAWS	68
VANDALISM	21
RECEIVING STOLEN PROPERTY	0
FEDERAL OFFENSES	1
FELONIES - MISCELLANEOUS	3
MISDEMEANORS, MISCELLANEOUS	34
TOTAL	202

West Hollywood Station - 2020 Club Pickpocket Thefts

Month	Abbey	Mickey's	Rage	Hi Tops	1 Oak	Trunks	Motherlode	Beaches	Rocco's
JAN	7	9	0	1	0	0	0	0	2
FEB	10	8	2	0	0	2	2	0	4
MAR	2	2	1	1	0	1	0	0	0
APR	0	0	0	0	0	0	0	0	0
MAY	0	0	0	0	0	0	0	0	0
JUN	1	0	0	0	0	0	0	0	0
JUL	0	0	0	0	0	0	0	0	0
AUG									
SEP									
OCT									
NOV									
DEC									
TOTAL	20	19	3	2	0	3	2	0	6

DUI STATS FOR THE MONTH OF JULY 2020

DUI ARREST LOCATIONS:

TOTAL DUI ARRESTS: 0

DATE AND LOCATIONS OF TRAFFIC COLLISIONS:

DATE AND LOCATIONS OF TRAFFIC COLLISIONS: 0

PEDESTRIAN/BICYCLISTS STATS OR THE MONTH OF JULY 2020

VEHICLE VS PEDESTRIANS:

July 14, 2020 – Hilldale Avenue/Norma Place – 1002 (Driver at Fault)

P/1 is at fault for this collision due to driving at an unsafe speed – 22350 CVC

TOTAL VEHICLE VS PEDESTRIANS: 1

VEHICLE VS BICYCLISTS:

July 4, 2020 – Santa Monica Boulevard/Sweetzer Avenue – Time 0727 (Driver at Fault)

P/1 is at fault for making an unsafe turn – 22107 CVC

TOTAL VEHICLE VS BICYCLISTS: 1