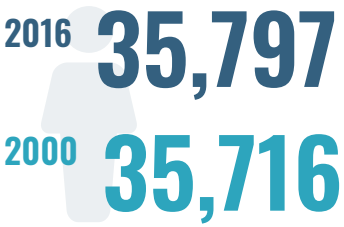


CITY OF WEST HOLLYWOOD 2019 COMMUNITY STUDY

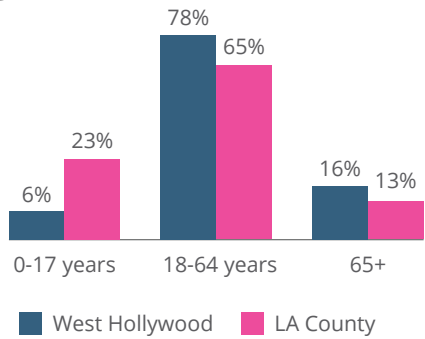
COMMUNITY AT A GLANCE

DEMOGRAPHICS

Population

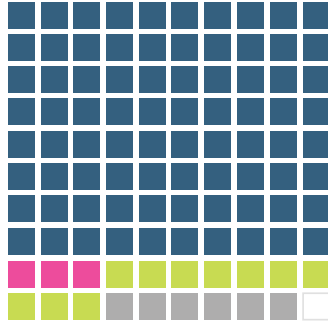


Age



Race / Ethnicity

West Hollywood



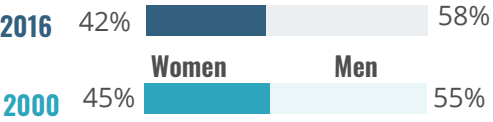
- White (80%)
- Black (3%)
- Hispanic/Latino (11%)
- Asian (6%)
- Other/2 or More Races (<1%)

LA County



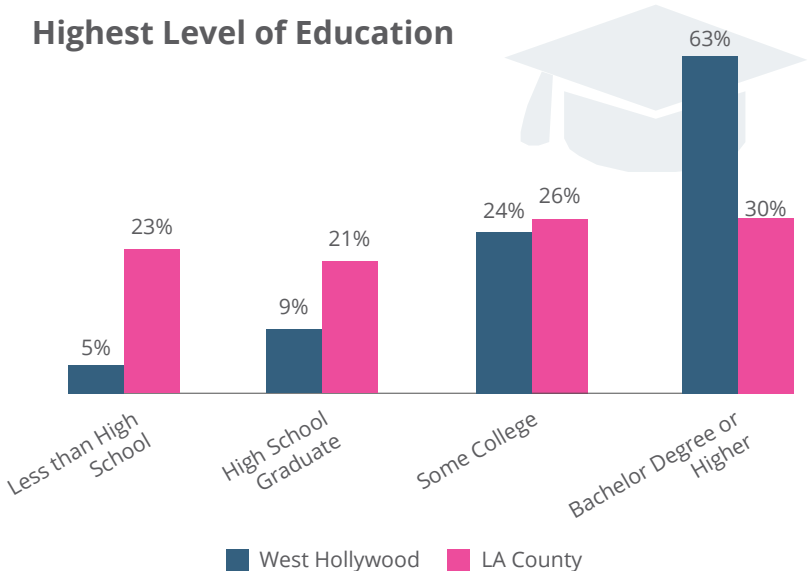
- White (28%)
- Black (9%)
- Hispanic/Latino (49%)
- Asian (14%)
- Other/2 or More Races (<1%)

Gender



EDUCATION


Highest Level of Education



Household Size

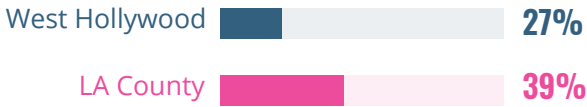


Households with Limited English



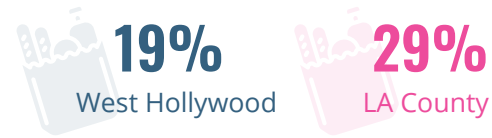
ECONOMICS

Residents in Poverty (200% FPL)



41% of adults (65+) with disability in West Hollywood are living in poverty

Prevalence of Food Insecurity (300% FPL)



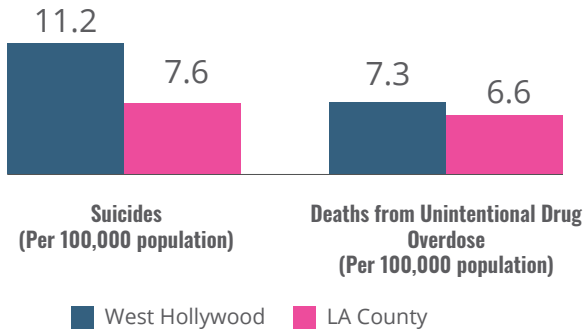
Median Household Income

\$56,317

Family Household Income

\$73,583

HEALTH



Population with Disabilities

12% 2016 **24%** 2000

HOUSING

Household Ownership

West Hollywood

Rent (80%) Own (20%)

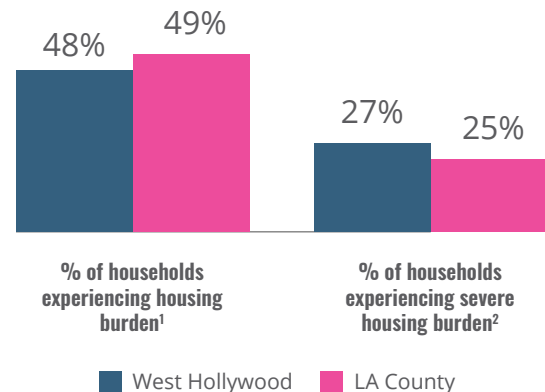
LA County

Rent (54%) Own (46%)

Rates of Sexually Transmitted Infections

	West Hollywood	LA County
Syphilis Cases (Per 100,000 population)	500	33.3
Gonorrhea Cases (Per 100,000 population)	2,193	180
Persons Living with HIV (Per 100,000 population)	6,923	492

Burdened Households



¹Housing burden is defined as spending 30% or more of household income on housing
² Severe housing burden is defined as spending 50% or more of household income on housing