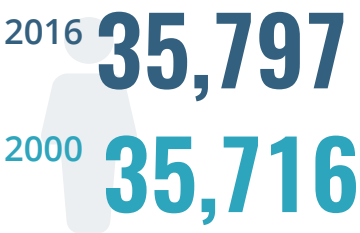


# CITY OF WEST HOLLYWOOD 2019 COMMUNITY STUDY

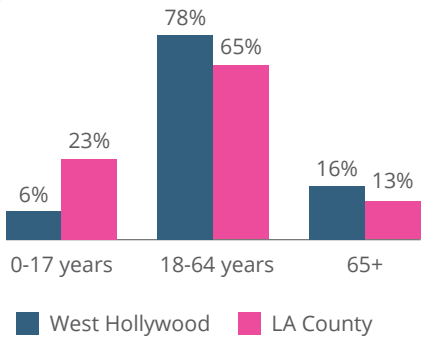
## COMMUNITY AT A GLANCE

### DEMOGRAPHICS

#### Population

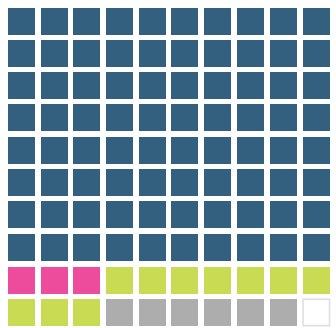


#### Age



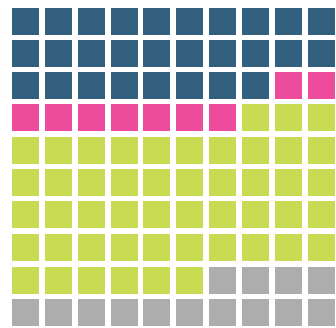
#### Race / Ethnicity

##### West Hollywood



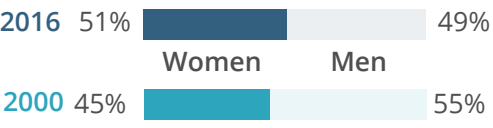
- White (80%)
- Black (3%)
- Hispanic/Latino (11%)
- Asian (6%)
- Other/2 or More Races (<1%)

##### LA County



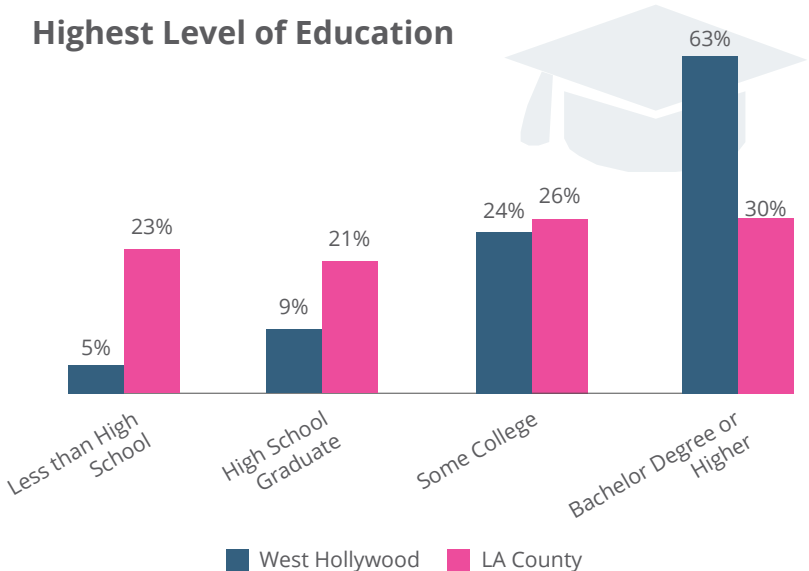
- White (28%)
- Black (9%)
- Hispanic/Latino (49%)
- Asian (14%)
- Other/2 or More Races (<1%)

#### Gender



### EDUCATION


#### Highest Level of Education



#### Household Size

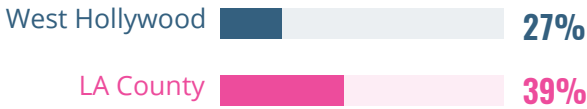


#### Households with Limited English



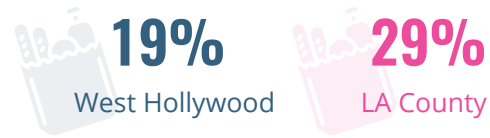
## ECONOMICS

### Residents in Poverty (200% FPL)



**41%** of adults (65+) with disability in West Hollywood are living in poverty

### Prevalence of Food Insecurity (300% FPL)



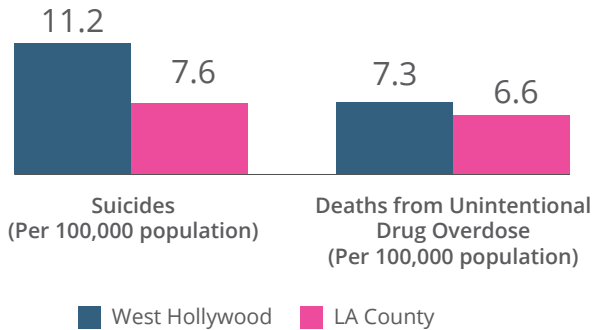
### Median Household Income

**\$56,317**

### Family Household Income

**\$73,583**

## HEALTH



### Population with Disabilities

**12%** 2016      **24%** 2000

## HOUSING

### Household Ownership

#### West Hollywood

Rent (80%)      Own (20%)

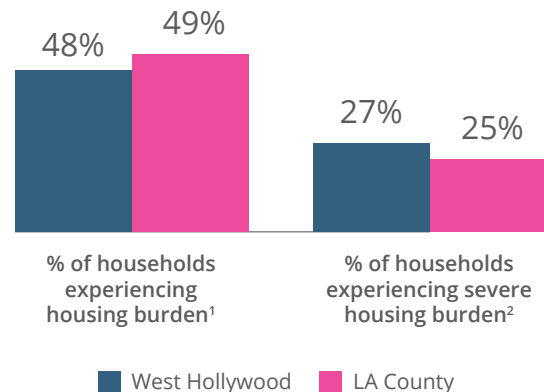
#### LA County

Rent (54%)      Own (46%)

### Rates of Sexually Transmitted Infections

	West Hollywood	LA County
Syphilis Cases (Per 100,000 population)	<b>500</b>	<b>33.3</b>
Gonorrhea Cases (Per 100,000 population)	<b>2,193</b>	<b>180</b>
Persons Living with HIV (Per 100,000 population)	<b>6,923</b>	<b>492</b>

### Burdened Households



<sup>1</sup>Housing burden is defined as spending 30% or more of household income on housing  
<sup>2</sup> Severe housing burden is defined as spending 50% or more of household income on housing