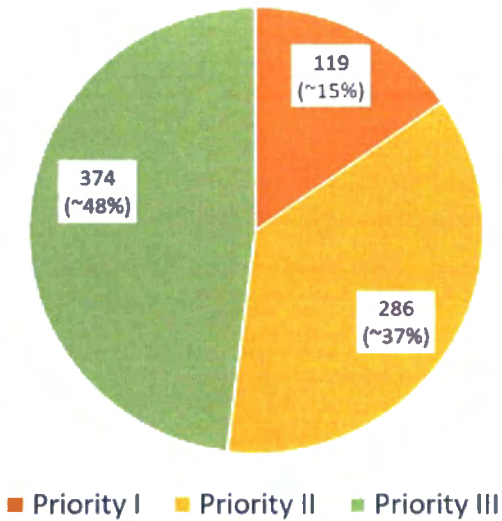


WOOD SOFT STORY BUILDINGS



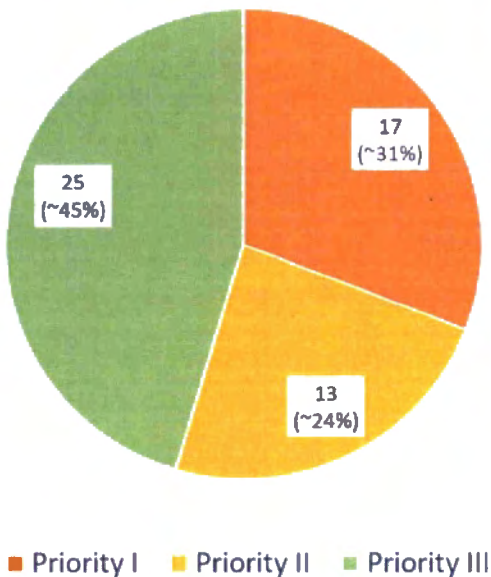
PRIORITY TABLE	
Priority	Description
Priority I	Buildings containing 16 or more dwelling units
Priority II	Buildings w/ 3 stories or more containing fewer than 16 dwelling units
Priority III	Buildings not falling within the definition of Priority I or II

NUMBER OF STORIES BY PRIORITY			
# of Stories	Priority I	Priority II	Priority III
2	31	0	374
3	81	281	0
4 or More	7	5	0
Total	119	286	374

NUMBER OF UNITS BY PRIORITY			
# of Units	Priority I	Priority II	Priority III
1 to 5	0	23	171
6 to 10	0	191	178
11 to 15	0	72	25
16 or More	119	0	0
Total	119	286	374

Note: Data was collected using visual screening with limited document research and is presented here for informational purposes only.

NON-DUCTILE CONCRETE BUILDINGS



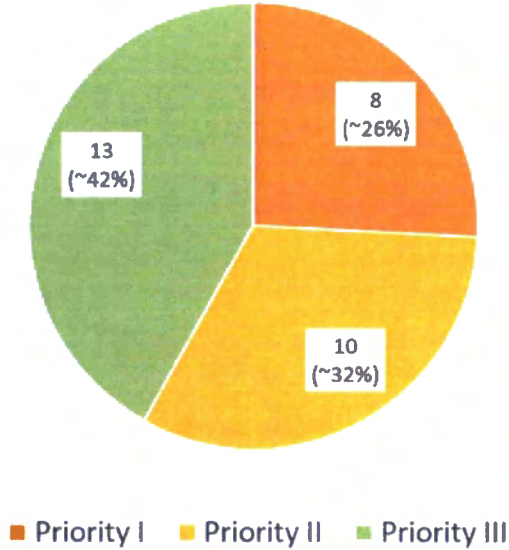
PRIORITY TABLE	
Priority	Description
Priority I	Buildings with 8 or more stories
Priority II	Buildings with 3 to 7 stories
Priority III	Buildings with 2 or less Stories

NUMBER OF STORIES BY PRIORITY			
# of Stories	Priority I	Priority II	Priority III
1 to 2	0	0	25
3 to 5	0	6	0
6 to 7	0	7	0
8 to 9	2	0	0
10 to 11	7	0	0
12 to 13	1	0	0
14 or More	7	0	0
Total	17	13	25

BUILDING OCCUPANCY BY PRIORITY			
Occupancy	Priority I	Priority II	Priority III
Business	8	4	15
Residential	7	7	3
Other/Unconfirmed	2	2	7
Total	17	13	25

Note: Data was collected using visual screening with limited document research and is presented here for informational purposes only.

PRE-NORTHRIDGE STEEL MOMENT FRAME BUILDINGS



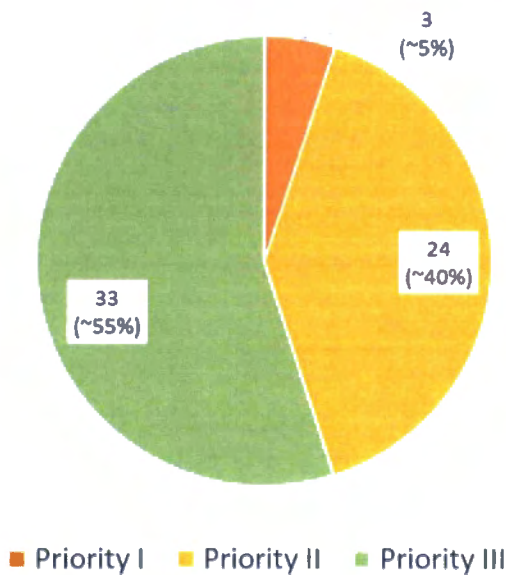
PRIORITY TABLE	
Priority	Description
Priority I	Buildings with 8 or more stories
Priority II	Buildings with 3 to 7 stories
Priority III	Buildings with 2 or less Stories

NUMBER OF STORIES BY PRIORITY			
# of Stories	Priority I	Priority II	Priority III
1 to 2	0	0	13
3 to 5	0	9	0
6 to 7	0	1	0
8 to 9	3	0	0
10 to 11	2	0	0
12 to 13	1	0	0
14 or More	2	0	0
Total	8	10	13

BUILDING OCCUPANCY BY PRIORITY			
Occupancy	Priority I	Priority II	Priority III
Business	6	5	10
Residential	0	3	1
Other/Unconfirmed	2	2	2
Total	8	10	13

Note: Data was collected using visual screening with limited document research and is presented here for informational purposes only.

UNDETERMINED BUILDINGS



PRIORITY TABLE	
Priority	Description
Priority I	Buildings with 8 or more stories
Priority II	Buildings with 3 to 7 stories
Priority III	Buildings with 2 or less Stories

NUMBER OF STORIES BY PRIORITY			
# of Stories	Priority I	Priority II	Priority III
1 to 2	0	0	33
3 to 5	0	21	0
6 to 7	0	3	0
8 to 9	2	0	0
10 to 11	1	0	0
12 to 13	0	0	0
14 or More	0	0	0
Total	3	24	33

BUILDING OCCUPANCY BY PRIORITY			
Occupancy	Priority I	Priority II	Priority III
Business	0	17	25
Residential	2	3	3
Other/Unconfirmed	1	4	5
Total	3	24	33

Note: Data was collected using visual screening with limited document research and is presented here for informational purposes only.