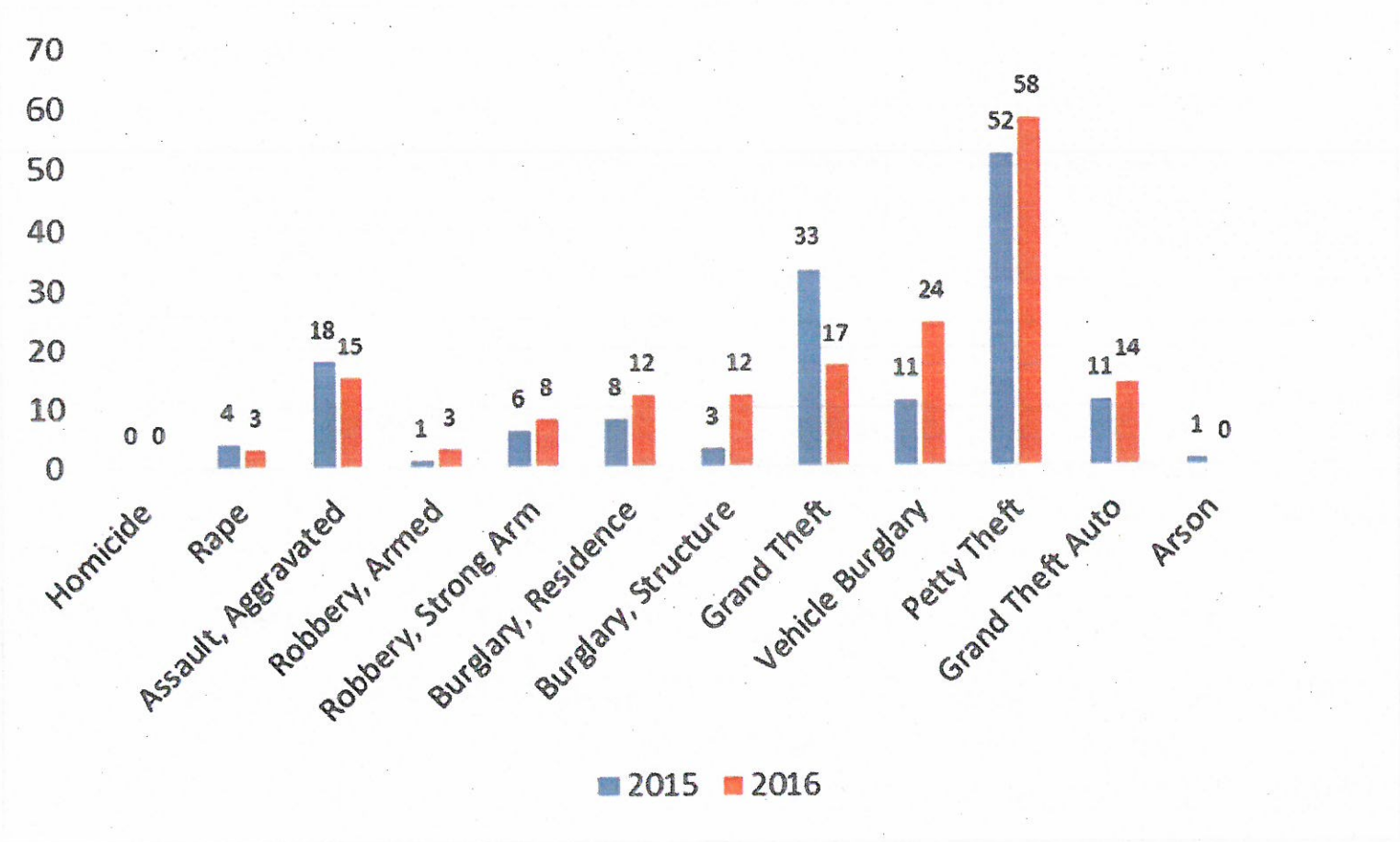


# City of West Hollywood

	<b>Calls for Service</b>	<b>Observations</b>	<b>Felony Arrests</b>	<b>Misdemeanor Arrests</b>	<b>Total Arrests</b>	<b>Response Emergency (Incidents)</b>	<b>Response Priority (Incidents)</b>	<b>Response Routine (Incidents)</b>
September 2016	1,952	2,129	65	162	227	73	265	1,564
September 2015	1,826	2,428	37	154	191	63	300	1,407
	<b>Calls for Service</b>	<b>Observations</b>	<b>Felony Arrests</b>	<b>Misdemeanor Arrests</b>	<b>Total Arrests</b>	<b>Response Emergency (Avg. Time)</b>	<b>Response Priority (Avg. Time)</b>	<b>Response Routine (Avg. Time)</b>
Monthly Average 2016	1,914	2,230	56	163	219	3	6.8	22.3
Monthly Average 2015	1,791	2,381	37	159	196	3	5.6	19.8
	<b>Calls for Service</b>	<b>Observations</b>	<b>Felony Arrests</b>	<b>Misdemeanor Arrests</b>	<b>Total Arrests</b>	<b>Response Emergency (Incidents)</b>	<b>Response Priority (Incidents)</b>	<b>Response Routine (Incidents)</b>
Year to Date 2016	17,223	20,072	506	1,465	1,971	501	2,317	13,709
Year to Date 2015	16,118	21,427	334	1,432	1,766	568	2,550	12,538



## West Hollywood – Whole City Part I Crime September 2015 vs. September 2016



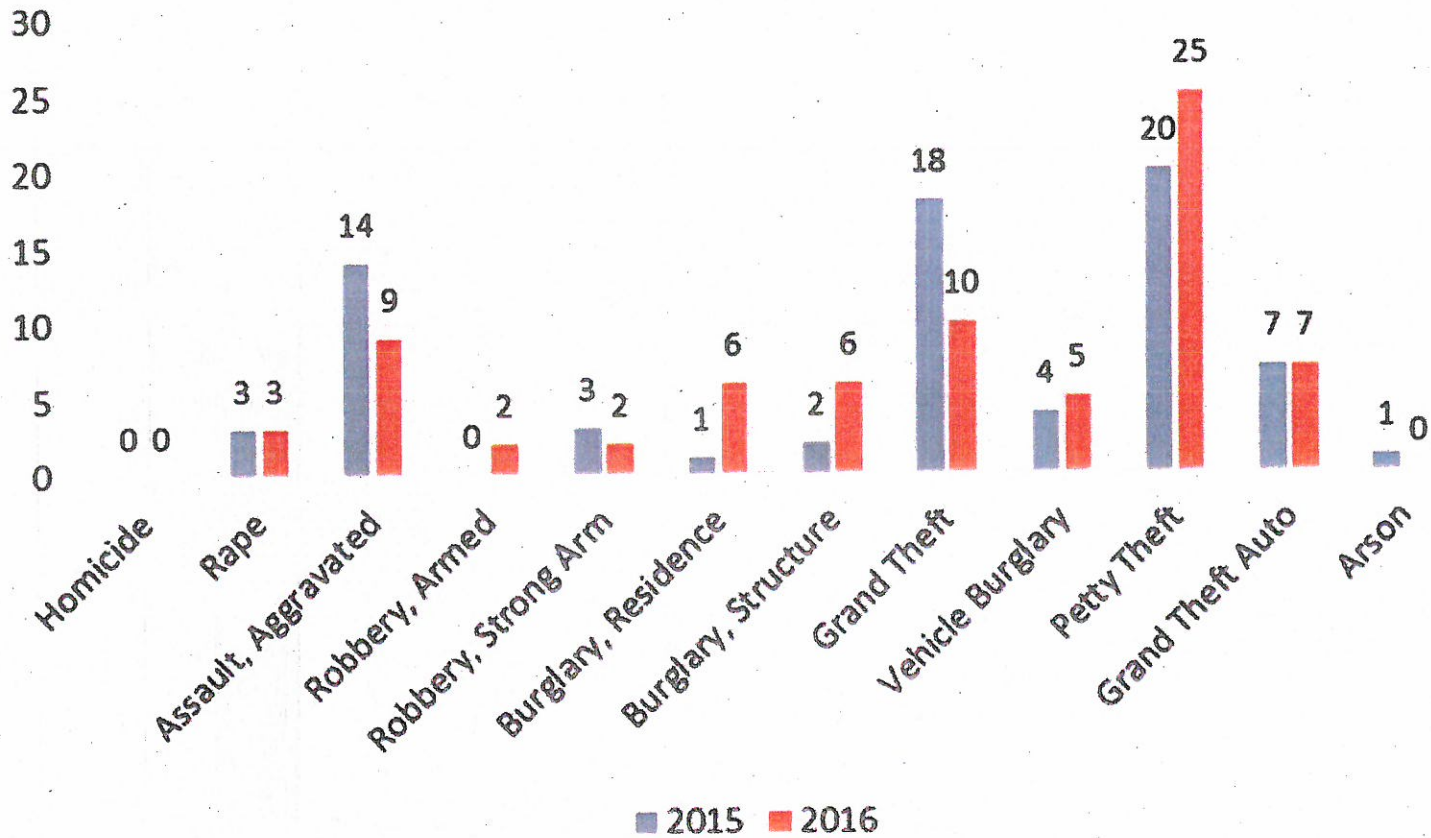
Prepared by WHD/CAU/BH

Stats extracted on 10/06/2016, from LARCIS report 5c. Per UCR rules, Homicide, Rape and Aggravated Assault stats are counted by victim. All other stats are counted by incident.





## West Hollywood – West District Part I Crime September 2015 vs. September 2016

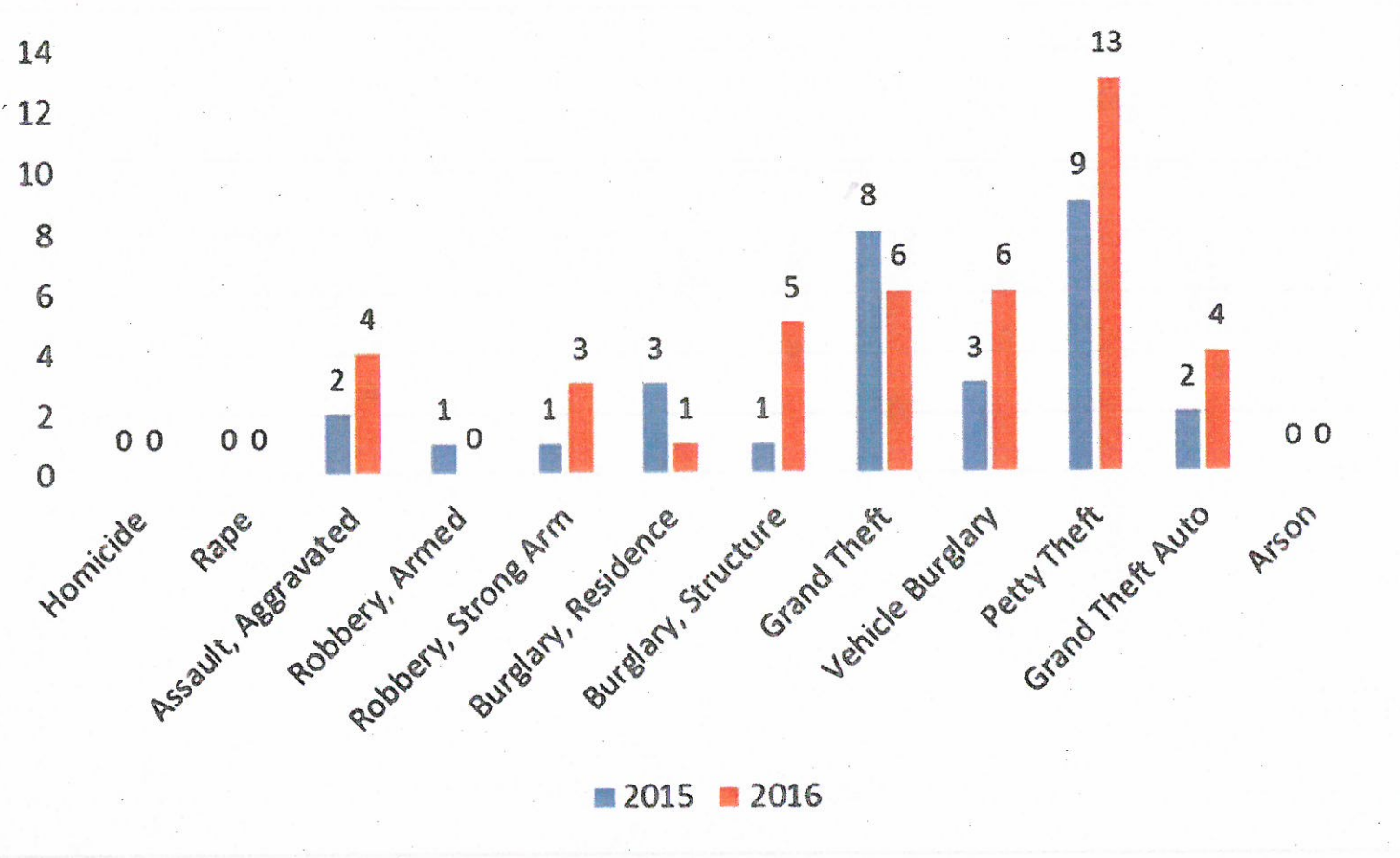


Prepared by WHD/CAU/BH

Stats extracted on 10/06/2016, from LARCIS report 5c. Per UCR rules, Homicide, Rape and Aggravated Assault stats are counted by victim. All other stats are counted by incident.



## West Hollywood – City Center Part I Crime September 2015 vs. September 2016

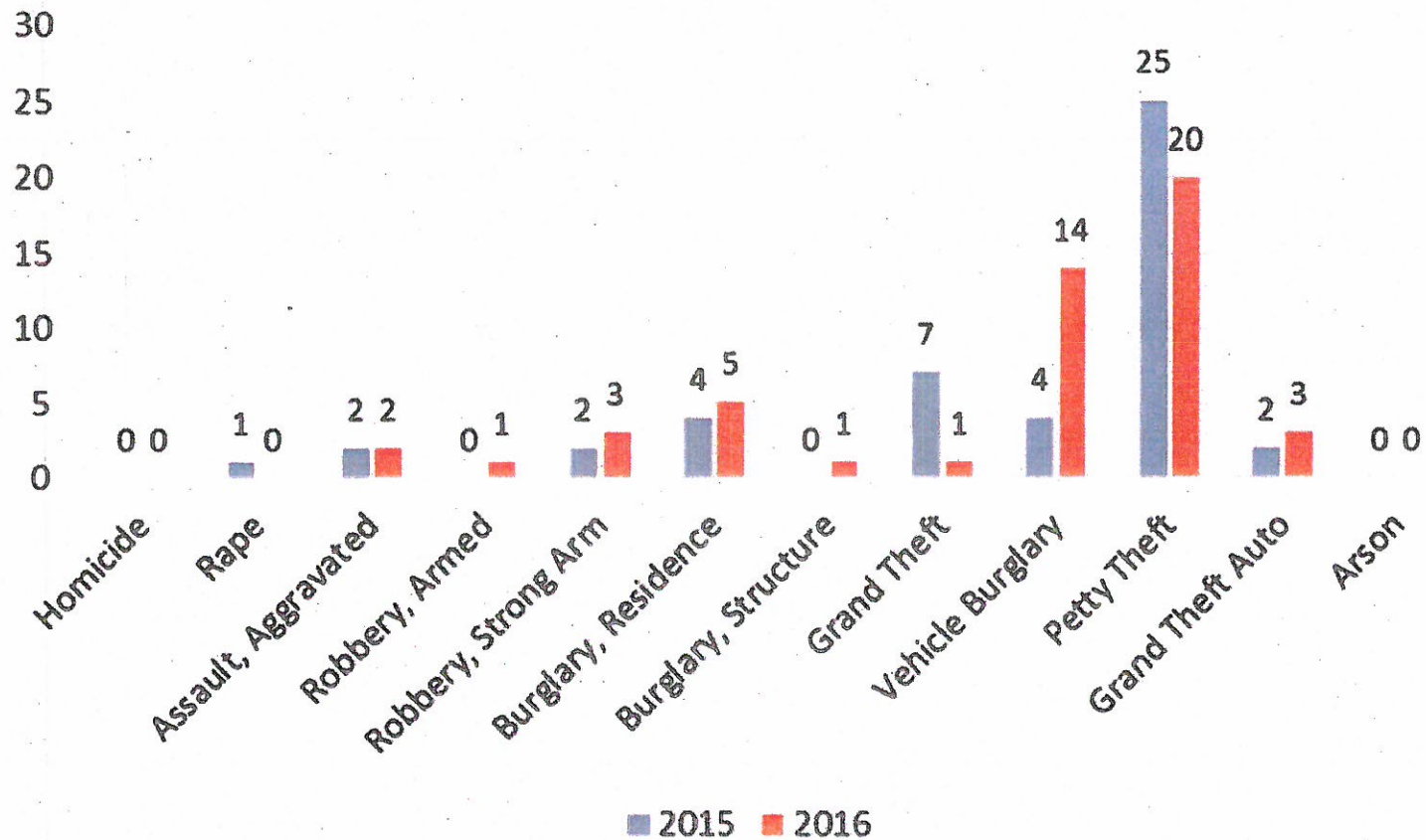


Prepared by WHD/CAU/BH

Stats extracted on 10/06/2016, from LARCIS report 5c. Per UCR rules, Homicide, Rape and Aggravated Assault stats are counted by victim. All other stats are counted by incident.



## West Hollywood – East District Part I Crime September 2015 vs. September 2016



Prepared by WHD/CAU/BH

Stats extracted on 10/06/2016, from LARCIS report 5c. Per UCR rules, Homicide, Rape and Aggravated Assault stats are counted by victim. All other stats are counted by incident.

**West Hollywood Station - 2016 Pick Pocket Thefts**

<b>Month</b>	<b>Abbey</b>	<b>Mickey's</b>	<b>Rage</b>	<b>Fiesta Cantina</b>	<b>1 Oak</b>	<b>Flamming Saddles</b>	<b>Motherlode</b>
JAN	11	6	3	1	2	1	1
FEB	4	2	1	0	3	1	1
MAR	13	5	0	0	5	1	2
APR	7	5	0	0	2	0	0
MAY	10	3	3	0	0	0	1
JUN	5	2	2	0	1	2	1
JUL	7	4	1	0	1	0	2
AUG	7	1	0	0	1	1	0
SEP	5	3	0	0	0	1	1
OCT							
NOV							
DEC							
<b>TOTAL</b>	<b>69</b>	<b>31</b>	<b>10</b>	<b>1</b>	<b>15</b>	<b>7</b>	<b>9</b>



## **PEDESTRIAN/BICYCLISTS STATS FOR THE MONTH OF SEPTEMBER 2016**

### **VEHICLE VS PEDESTRIANS:**

September 9, 2016 – Orange Grove Avenue/Willoughby Avenue – Time 1150 (Driver at Fault)

September 17, 2016 – La Brea Avenue/Lexington Avenue – Time 1422 (Pedestrian at Fault)

September 21, 2016 – Santa Monica Boulevard/Palm Avenue – Time 1540 (Driver at Fault)

September 26, 2016 – 802 N. San Vicente Boulevard – Time 0158 (Driver at Fault)

**TOTAL VEHICLE VS PEDESTRIANS: 4**

### **VEHICLE VS BICYCLISTS:**

September 12, 2016 – Lexington Avenue/Curson Avenue – Time 1650 (Bicyclist at Fault)

September 12, 2016 – Santa Monica Boulevard/Sweetzer Avenue – Time 1630 (Driver at Fault)

September 24, 2016 – La Cienega Boulevard/Melrose Avenue – Time 2139 (Bicyclist at Fault)

**TOTAL VEHICLE VS BICYCLISTS: 3**

## **DUI STATS FOR THE MONTH OF SEPTEMBER 2016**

### **DUI ARREST LOCATIONS:**

September 16, 2016 – 847 Huntley Drive

September 23, 2016 – 8280 Sunset Boulevard

September 23, 2016 – 1000 Universal Studios Boulevard

September 29, 2016 – 900 Sierra Bonita Avenue

**TOTAL DUI ARRESTS: 4**

### **DATE AND LOCATION OF TRAFFIC COLLISIONS:**

September 16, 2016 – Huntley Drive/Santa Monica Boulevard

September 23, 2016 – 8280 Sunset Boulevard

September 29, 2016 – Sierra Bonita Avenue/Willoughby Avenue

**TOTAL DUI'S INVOLVING TRAFFIC COLLISIONS: 3**