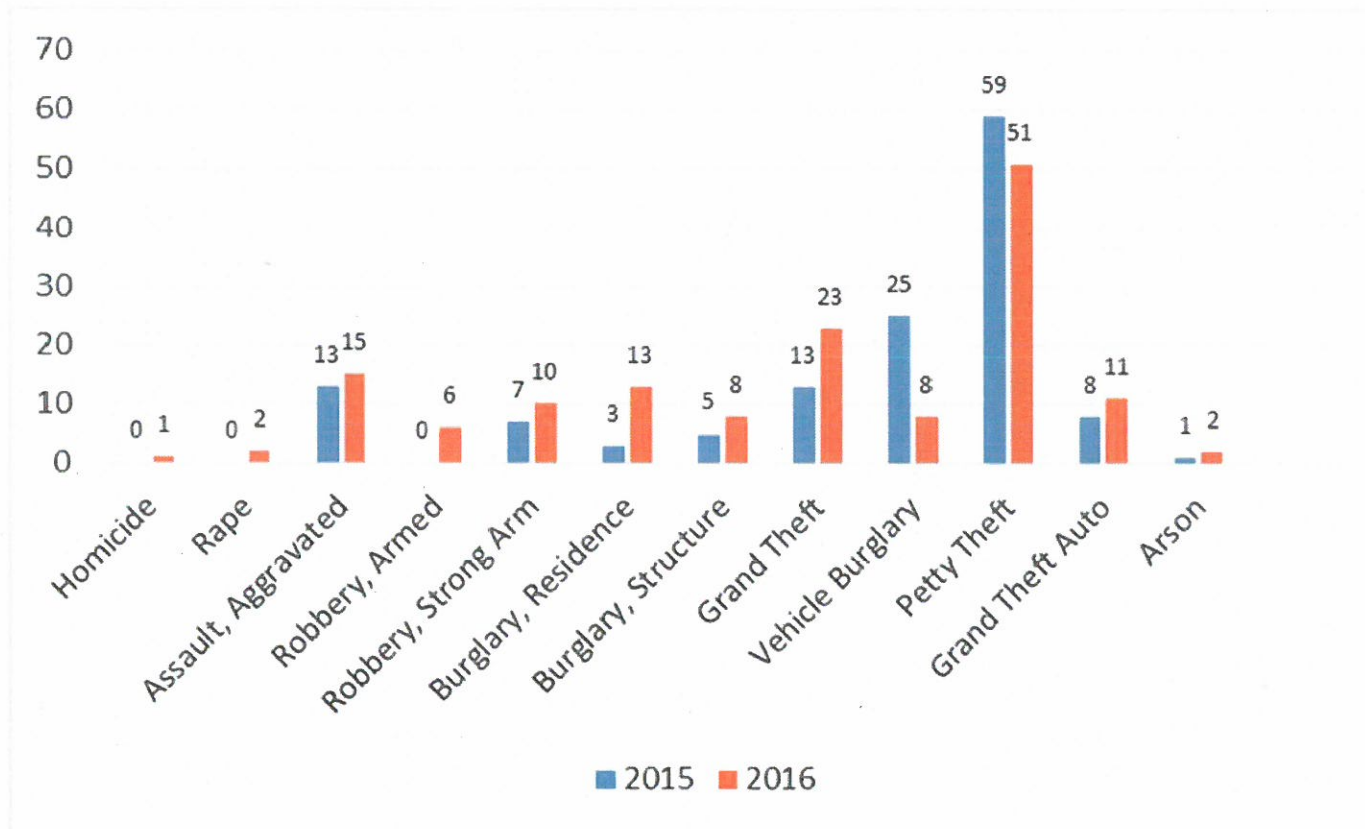




West Hollywood – Whole City Part I Crime May 2015 vs. May 2016

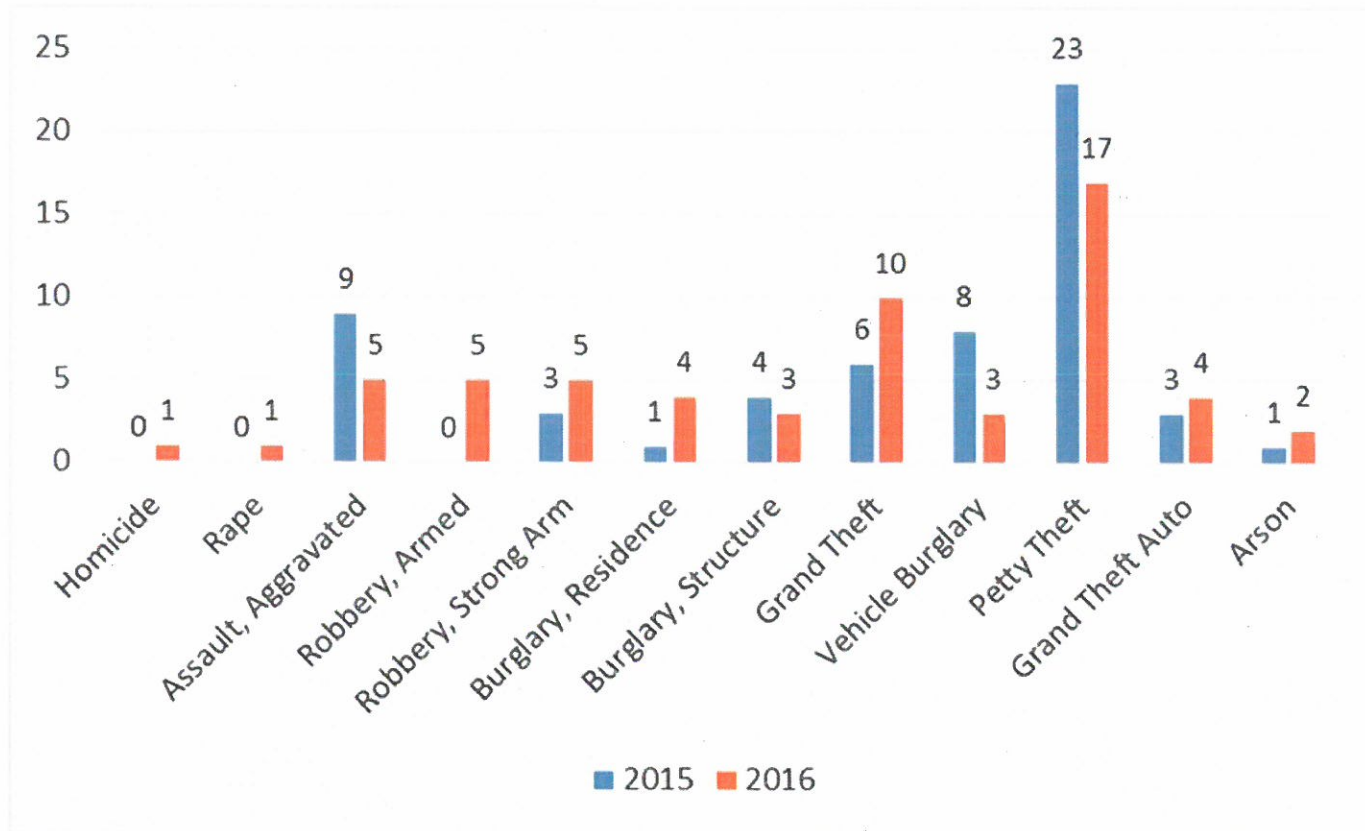


Prepared by WHD/CAU/BH

Stats extracted on 06/07/2016, from LARCIS report 5c. Per UCR rules, Homicide, Rape and Aggravated Assault stats are counted by victim. All other stats are counted by incident.



West Hollywood – West District Part I Crime May 2015 vs. May 2016

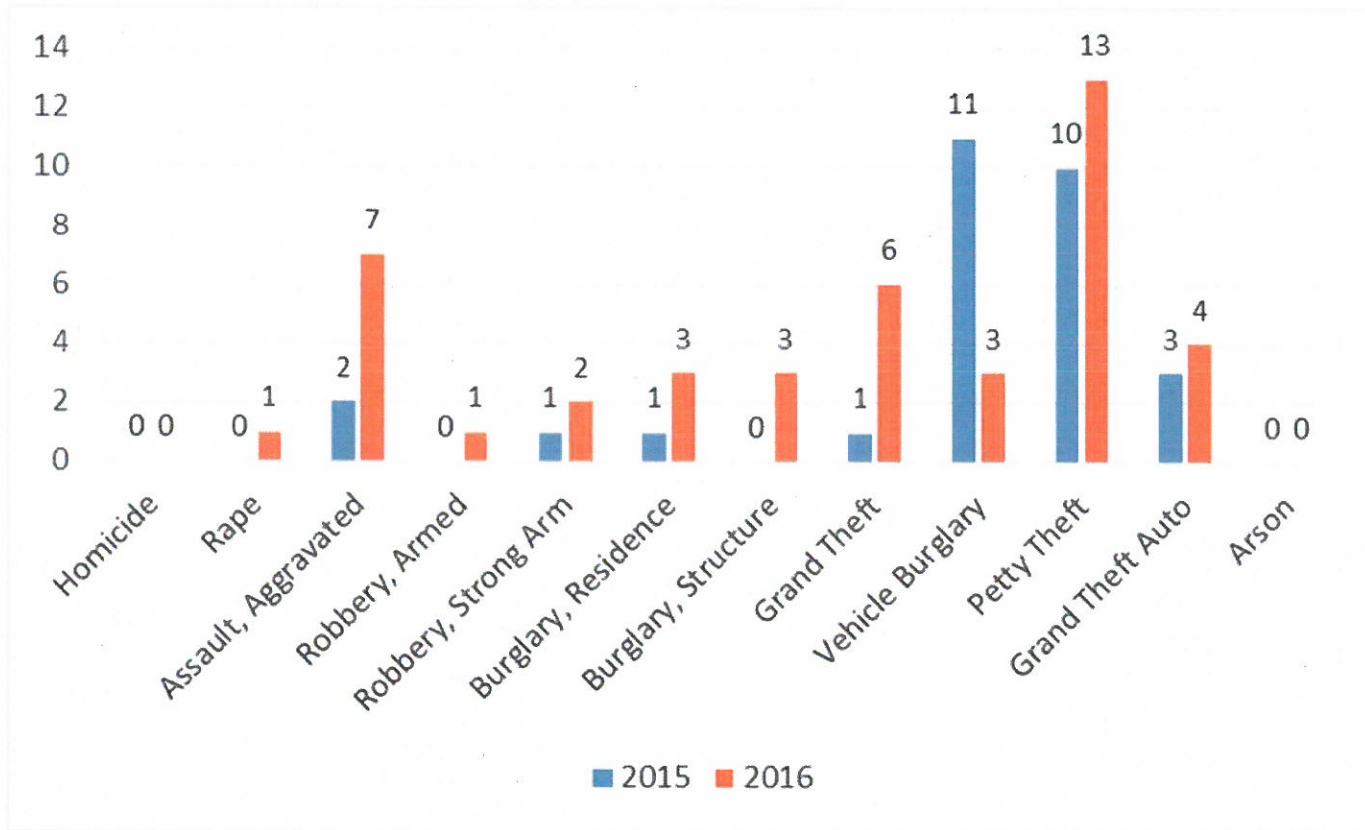


Prepared by WHD/CAU/BH

Stats extracted on 06/07/2016, from LARCIS report 5c. Per UCR rules, Homicide, Rape and Aggravated Assault stats are counted by victim. All other stats are counted by incident.



West Hollywood – City Center Part I Crime May 2015 vs. May 2016

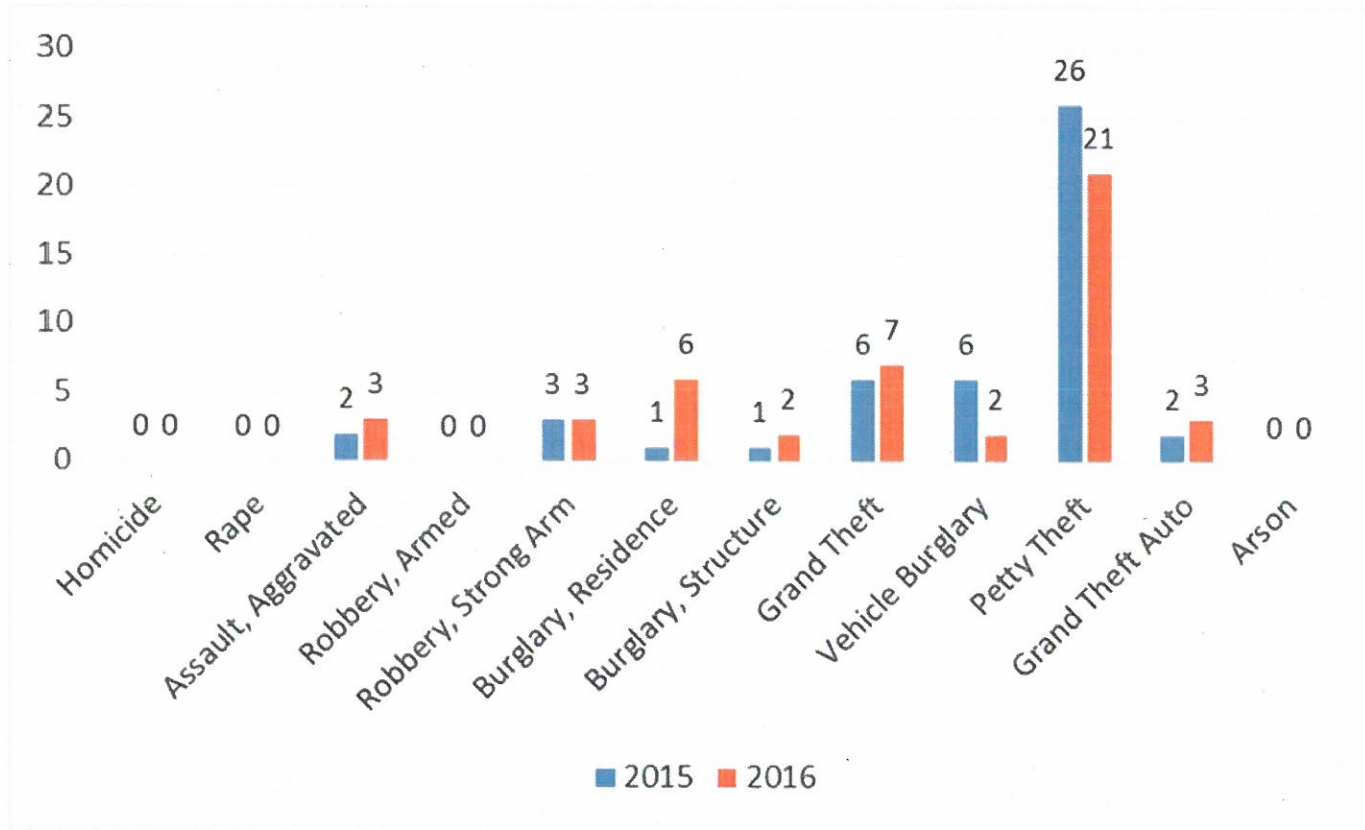


Prepared by WHD/CAU/BH

Stats extracted on 06/07/2016, from LARCIS report 5c. Per UCR rules, Homicide, Rape and Aggravated Assault stats are counted by victim. All other stats are counted by incident.



West Hollywood – East District Part I Crime May 2015 vs. May 2016



Prepared by WHD/CAU/BH

Stats extracted on 06/07/2016, from LARCIS report 5c. Per UCR rules, Homicide, Rape and Aggravated Assault stats are counted by victim. All other stats are counted by incident.

DUI STATS FOR THE MONTH OF MAY 2016

DUI ARREST LOCATIONS:

May 8, 2016 – 692 Robertson Boulevard

May 15, 2016 – 7350 Santa Monica Boulevard

May 27, 2016 – Fairfax Avenue/Santa Monica Boulevard

May 28, 2016 – Fairfax Avenue/Santa Monica Boulevard

May 29, 2016 – 1390 Miller Drive

TOTAL DUI ARRESTS: 5

DATE AND LOCATION OF TRAFFIC COLLISIONS:

May 8, 2016 – Robertson Boulevard/Santa Monica Boulevard

May 29, 2016 – Sunset Boulevard/Alta Loma Road

TOTAL DUI'S INVOLVING TRAFFIC COLLISIONS: 2

PEDESTRIANS/BICYCLIST STATS FOR THE MONTH OF MAY 2016

VEHICLE VS PEDESTRIANS:

May 6, 2016 – Larrabee Street/Sunset Boulevard – Time 1550 (Driver at Fault)

May 8, 2016 – Robertson Boulevard/Santa Monica Boulevard – Time 0246 (Driver at Fault) – DUI Felony

TOTAL VEHICLE VS PEDESTRIANS: 2

VEHICLE VS BICYCLISTS:

May 7, 2016 – Willoughby Street/Stanley Avenue – Time 2140 (Driver at Fault)

TOTAL VEHICLE VS BICYCLISTS: 1