



14048 Valley Blvd.
P.O. Box 60009
City of Industry, CA 91716-0009
Fax (626) 330-4686
(626) 336-3636

March 28, 2012

Sharon Perlstein
City of West Hollywood
8300 Santa Monica Blvd.
West Hollywood, CA 90069

Re: July 1, 2012 Rate Adjustment

According to the Integrated Solid Waste Management Services Agreement (Agreement) between the City of West Hollywood (City) and Athens Services (Athens), please accept this letter and supporting documentation as Athens' request to adjust rates effective July 1, 2012.

Please feel free to call me at (626) 855-7230 with any questions.

Sincerely,

A handwritten signature in black ink, appearing to read 'CJ Warner', written in a cursive style.

Christian Warner
Controller

Enclosures

Cc: Greg Huntington, Chief Financial Officer, Athens Services
Dennis Chiappetta, Executive Vice President, Athens Services
Gary Clifford, Chief Operating Officer, Athens Services

**CITY OF WEST HOLLYWOOD
SCHEDULE OF RATES
EFFECTIVE JULY 1, 2012**

Service Category

Maximum Rate

Residential

Single Family Collection	14.61 / month / unit
Multi-Family Recycle & Green Waste Collection	1.77 / month / unit

Commercial

90-Gallon Refuse Cart	14.61 / month / cart
1,2, or 3 Barrel Rack	61.26 / month / rack
Senior & Low Income Discount	10% discount to standard rates
Temporary Bin Service	83.05 / bin / pull
Extra Bin Cleaning (after 2 free cleanings per year)	42.81 / cleaning
Bulky Item Collection (only com, no charge to residential)	24.46 / item

Rolloff Boxes

Standard Rolloff Pull Rate	232.55 / pull plus disposal
Compactor Rolloff Pull Rate (excluding compactor rental)	232.55 / pull plus disposal
Disposal Charge / Ton Landfilled	TBD / ton
Charge / Ton of Rec Processed	no processing cost for clean recyclables
Charge / Ton of Green Porcessed	25.50 / ton

Multi-Family Standard First Bin Rates *

Container Size	Number of Weekly Pickups							Extra Empty
	1	2	3	4	5	6	7	
1 Cubic Yard	\$ 70.59	\$ 99.25	\$ 139.35	\$ 180.52	\$ 215.36	\$ 249.15	\$ 386.39	\$ 33.23
1.5 Cubic Yard	\$ 82.00	\$ 117.31	\$ 157.80	\$ 211.78	\$ 252.27	\$ 292.76	\$ 427.71	\$ 33.23
2 Cubic Yard	\$ 90.31	\$ 130.80	\$ 171.30	\$ 218.02	\$ 258.49	\$ 306.25	\$ 441.22	\$ 46.72
3 Cubic Yard	\$ 103.81	\$ 150.54	\$ 198.30	\$ 238.77	\$ 292.76	\$ 333.25	\$ 468.21	\$ 46.72
4 Cubic Yard	\$ 117.31	\$ 184.79	\$ 225.28	\$ 285.50	\$ 346.75	\$ 400.72	\$ 535.69	\$ 73.69
5 Cubic Yard	\$ 130.80	\$ 198.30	\$ 265.76	\$ 325.98	\$ 400.72	\$ 460.95	\$ 595.91	\$ 73.69
6 Cubic Yard	\$ 137.04	\$ 211.78	\$ 298.99	\$ 360.24	\$ 447.44	\$ 514.92	\$ 649.87	\$ 73.69
3 Yd Compactor	\$ 229.43	\$ 337.41	\$ 443.28	\$ 535.69	\$ 658.20	\$ 750.58	\$ 1,056.83	\$ 99.67

*Qualifying senior and low-income customers receive a 10% discount to these rates.

Commercial Standard First Bin Rates (100% processing)

Container Size	Number of Weekly Pickups							Extra Empty
	1	2	3	4	5	6	7	
1 Cubic Yard	\$ 104.61	\$ 144.65	\$ 203.11	\$ 263.10	\$ 313.88	\$ 363.14	\$ 563.17	\$ 38.60
1.5 Cubic Yard	\$ 121.55	\$ 173.86	\$ 233.89	\$ 313.88	\$ 373.92	\$ 433.92	\$ 633.93	\$ 38.60
2 Cubic Yard	\$ 133.87	\$ 193.89	\$ 253.91	\$ 323.12	\$ 383.11	\$ 453.93	\$ 653.96	\$ 53.48
3 Cubic Yard	\$ 153.86	\$ 223.12	\$ 293.88	\$ 353.90	\$ 433.92	\$ 493.93	\$ 693.96	\$ 53.48
4 Cubic Yard	\$ 173.86	\$ 273.87	\$ 333.90	\$ 423.15	\$ 513.92	\$ 593.94	\$ 793.97	\$ 84.37
5 Cubic Yard	\$ 193.89	\$ 293.88	\$ 393.89	\$ 483.15	\$ 593.94	\$ 683.19	\$ 883.23	\$ 84.37
6 Cubic Yard	\$ 203.11	\$ 313.88	\$ 443.15	\$ 533.91	\$ 663.17	\$ 763.20	\$ 963.21	\$ 84.37
3 Yd Compactor	\$ 340.07	\$ 500.09	\$ 657.03	\$ 793.97	\$ 975.53	\$ 1,112.49	\$ 1,566.37	\$ 114.06

Final Rate

**CITY OF WEST HOLLYWOOD
SCHEDULE OF RATES
EFFECTIVE JULY 1, 2012**

Multi-Family Standard Additional Bin Rates *

Container Size	Number of Weekly Pickups						
	1	2	3	4	5	6	7
1 Cubic Yard	\$ 58.36	\$ 85.35	\$ 124.81	\$ 165.30	\$ 199.54	\$ 232.76	\$ 367.73
1.5 Cubic Yard	\$ 69.79	\$ 105.07	\$ 145.57	\$ 199.54	\$ 240.05	\$ 280.54	\$ 415.48
2 Cubic Yard	\$ 78.09	\$ 118.58	\$ 159.07	\$ 205.79	\$ 246.26	\$ 294.02	\$ 428.99
3 Cubic Yard	\$ 91.59	\$ 138.31	\$ 186.04	\$ 226.54	\$ 280.54	\$ 321.00	\$ 455.98
4 Cubic Yard	\$ 105.07	\$ 172.54	\$ 213.05	\$ 273.26	\$ 334.50	\$ 388.50	\$ 523.45
5 Cubic Yard	\$ 118.58	\$ 186.04	\$ 253.53	\$ 313.75	\$ 388.50	\$ 448.71	\$ 583.66
6 Cubic Yard	\$ 124.81	\$ 199.54	\$ 286.75	\$ 347.99	\$ 435.21	\$ 502.68	\$ 637.64
3 Yd Compactor	\$ 217.20	\$ 325.16	\$ 431.06	\$ 523.45	\$ 645.96	\$ 738.36	\$ 1,044.58

*Qualifying senior and low-income customers receive a 10% discount to these rates.

Commercial Additional Bin Rates (100% processing)

Container Size	Number of Weekly Pickups						
	1	2	3	4	5	6	7
1 Cubic Yard	\$ 86.52	\$ 126.50	\$ 185.00	\$ 245.00	\$ 295.77	\$ 345.01	\$ 545.05
1.5 Cubic Yard	\$ 103.43	\$ 155.73	\$ 215.76	\$ 295.77	\$ 355.78	\$ 415.79	\$ 615.82
2 Cubic Yard	\$ 115.72	\$ 175.75	\$ 235.73	\$ 305.02	\$ 365.00	\$ 435.79	\$ 635.82
3 Cubic Yard	\$ 135.73	\$ 204.97	\$ 275.74	\$ 335.77	\$ 415.79	\$ 475.80	\$ 675.82
4 Cubic Yard	\$ 155.73	\$ 255.76	\$ 315.78	\$ 405.02	\$ 495.81	\$ 575.83	\$ 775.85
5 Cubic Yard	\$ 175.75	\$ 275.74	\$ 375.76	\$ 465.03	\$ 575.83	\$ 665.05	\$ 865.11
6 Cubic Yard	\$ 185.00	\$ 295.77	\$ 425.02	\$ 515.77	\$ 645.05	\$ 745.09	\$ 945.08
3 Yd Compactor	\$ 321.93	\$ 481.96	\$ 638.88	\$ 775.85	\$ 957.40	\$ 1,094.36	\$ 1,548.26

CITY OF WEST HOLLYWOOD

Single Family Collection Service Calculation - Maximum Rates

Effective July 1, 2012

Revenue Component	Single Family Annual rate Revenue	Calculated % of Rate Revenue
Contractor Revenue	1,146,744.27	100.00%
Less: Disposal Expense (Disposal Component)	(129,590.75)	11.30%
Service Revenue net of Disposal Expense (Service Component)	1,017,153.52	88.70%

Adjustment Factors	Old	New	% Change
Consumer Price Index	219.179	225.672	2.96%
Athens MRF & TS Gate Fee per ton for Refuse Transfer & Disposal	38.02	39.15	2.96%

Components of Actual Revenue	Percent Change	% Weighted Components	Weighted % Change in Rate
CPI for Service Component	2.96%	88.70%	2.63%
Disposal Component	2.96%	11.30%	0.33%
Total Change		100.00%	2.96%
Total Change in CPI (apply to entire rate if lower than disposal % change)	2.96%	100.00%	2.96%

Service Level	Current Monthly Rate	Weighted % Change in Rate or 6%, whichever is less	Change In Rate	Adjusted Monthly Rate
Single Family Rate	14.19	2.96%	0.42	14.61

CITY OF WEST HOLLYWOOD

Refuse Service Accounts (Multi Family & Commercial) - Maximum Rates

Effective July 1, 2012

Revenue Component	Service Account Annual Revenue	Percent of Rate Revenue
Actual Service Rate Revenue	4,399,713.68	100.00%
Less: Amount Paid to City in Franchise Fees	(439,971.37)	10.00%
Contractor Service Account Rate Revenue net of Franchise Fees	3,959,742.31	90.00%

Revenue Component	Service Account Annual Rate Revenue	Calculated % of Rate Revenue
Actual Service Account Rate Revenue	3,959,742.31	100.00%
Less: Disposal Expense (Disposal Component)	(1,354,657.21)	34.21%
Service Revenue net of Disposal Expense (Service Component)	2,605,085.10	65.79%

Adjustment Factors	Old	New	% Change
Consumer Price Index	219.2	225.7	2.96%
Athens MRF & TS Gate Fee per ton for Refuse Transfer & Disposal	38.02	39.15	2.96%

Components of Actual Revenue	Percent Change	% Weighted Components	Weighted % Change in Rate
CPI for Service Component	2.96%	65.79%	1.95%
Disposal Component	2.96%	34.21%	1.01%
Total Change		100.00%	2.96%
Total Change in CPI (apply to entire rate if lower than disposal % change)	2.96%	100.00%	2.96%

Service Level	Current Monthly Rate	Weighted % Change in Rate or 6%, whichever is less	Change in Rate	Adjusted Monthly Rate
Multi-family - 3 yard bin, 1x week	100.82	2.96%	2.99	103.81
Commercial w/100% MWP - 3 yard bin, 1x week	149.43	2.96%	4.43	153.86
90-gallon Service Account Rate	14.19	2.96%	0.42	14.61

CITY OF WEST HOLLYWOOD


Roll-off Box and Multi-Family Recycle Rates - Maximum Rates




Effective July 1, 2012

Adjustment Factor	Old	New	% Change
Consumer Price Index	219.2	225.7	2.96%

Service Level	Current Rate	Rate Adjustment Percent Change	Rate Increase or Decrease	Adjusted Rate
Standard Rolloff Charge per Load	225.86	2.96%	6.69	232.55
Greenwaste Roll-off (75%)	169.40	2.96%	5.02	174.41
Compactor Rolloff Charge per Load	225.86	2.96%	6.69	232.55
Annual Multi-Family Recycling Rate	20.64	2.96%	0.61	21.25
Monthly Multi-Family Recycling Rate	1.72	2.96%	0.05	1.77

Databases, Tables & Calculators by Subject

FONT SIZE: 

Change Output Options: From: 2002  To: 2012  

include graphs

[More Formatting Options](#) 

Data extracted on: March 28, 2012 (2:42:38 PM)

Consumer Price Index - All Urban Consumers

Series Id: CUUR0000CSA0
 Not Seasonally Adjusted
 Area: U.S. city average
 Item: All items
 Base Period: 1982-84-100

Download:  .xls

Year	Jan	Feb	Mar	Apr	May	Jun	Jul	Aug	Sep	Oct	Nov	Dec	Annual	HALF1	HALF2
2002	177.1	177.8	178.8	179.8	179.8	179.9	180.1	180.7	181.0	181.3	181.3	180.9	179.9	178.9	180.9
2003	181.7	183.1	184.2	183.8	183.5	183.7	183.9	184.6	185.2	185.0	184.5	184.3	184.0	183.3	184.6
2004	185.2	186.2	187.4	188.0	189.1	189.7	189.4	189.5	189.9	190.9	191.0	190.3	188.9	187.6	190.2
2005	190.7	191.8	193.3	194.6	194.4	194.5	195.4	196.4	198.8	199.2	197.6	196.8	195.3	193.2	197.4
2006	198.3	198.7	199.8	201.5	202.5	202.9	203.5	203.9	202.9	201.8	201.5	201.8	201.6	200.6	202.6
2007	202.416	203.499	205.352	206.686	207.949	208.352	208.299	207.917	208.490	208.936	210.177	210.036	207.342	205.709	208.976
2008	211.080	211.693	213.528	214.823	216.632	218.815	219.964	219.086	218.783	216.573	212.425	210.228	215.303	214.429	216.177
2009	211.143	212.193	212.709	213.240	213.856	215.693	215.351	215.834	215.969	216.177	216.330	215.949	214.537	213.139	215.935
2010	216.687	216.741	217.631	218.009	218.178	217.965	218.011	218.312	218.439	218.711	218.803	219.179	218.056	217.535	218.576
2011	220.223	221.309	223.467	224.906	225.964	225.722	225.922	226.545	226.889	226.421	226.230	225.672	224.939	223.598	226.280
2012	226.665	227.663													

TOOLS

- [Areas at a Glance](#)
- [Industries at a Glance](#)
- [Economic Releases](#)
- [Databases & Tables](#)
- [Maps](#)

CALCULATORS

- [Inflation](#)
- [Location Quotient](#)
- [Injury And Illness](#)

HELP

- [Help & Tutorials](#)
- [FAQs](#)
- [Glossary](#)
- [About BLS](#)
- [Contact Us](#)

INFO

- [What's New](#)
- [Careers @ BLS](#)
- [Find It! DOL](#)
- [Join our Mailing Lists](#)
- [Linking & Copyright Info](#)

RESOURCES

- [Inspector General \(OIG\)](#)
- [Budget and Performance](#)
- [No Fear Act](#)
- [USA.gov](#)
- [Benefits.gov](#)
- [Disability.gov](#)

[Freedom of Information Act](#) | [Privacy & Security Statement](#) | [Disclaimers](#) | [Customer Survey](#) | [Important Web Site Notices](#)

U.S. Bureau of Labor Statistics | Postal Square Building, 2 Massachusetts Avenue, NE Washington, DC 20212-0001
www.bls.gov | Telephone: 1-202-691-5200 | TDD: 1-800-877-8339 | [Contact Us](#)